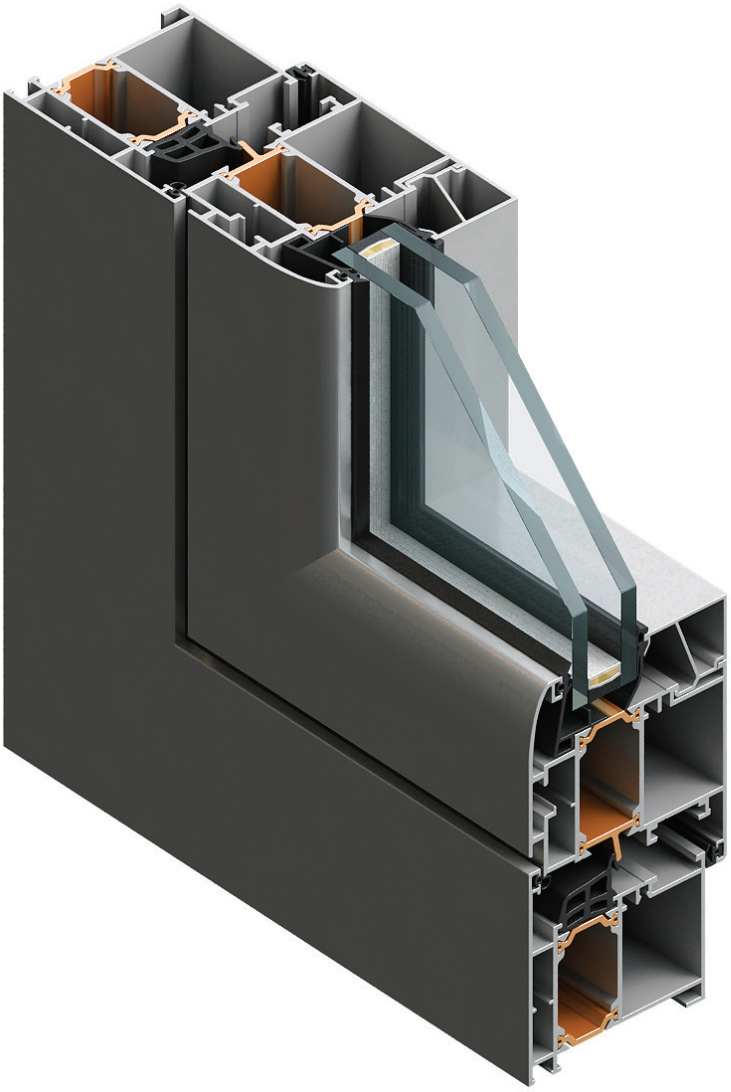
FEAL



TERMO 65

PROZORI I VRATA

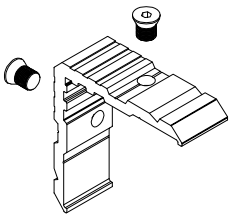
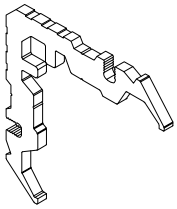
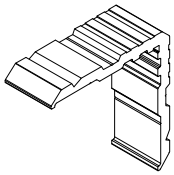
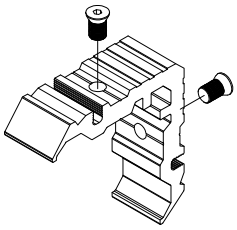
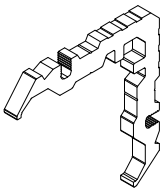
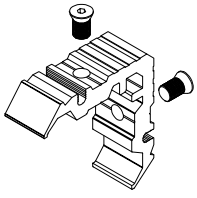
WINDOWS AND DOORS

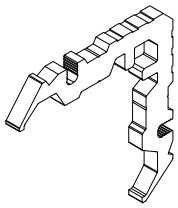
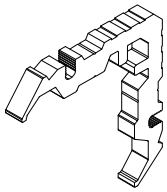
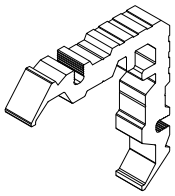
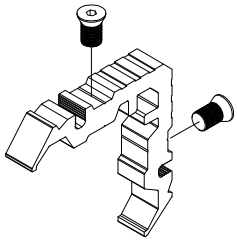
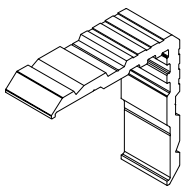
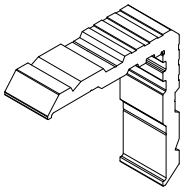
Knjiga B / *Book B*

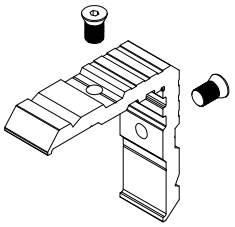
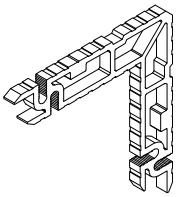
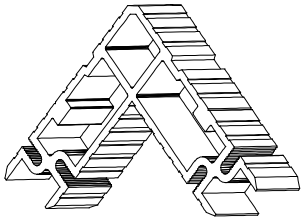
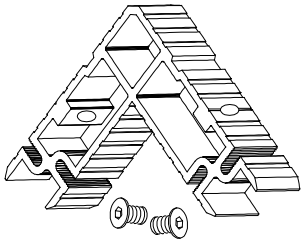
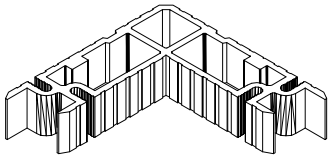
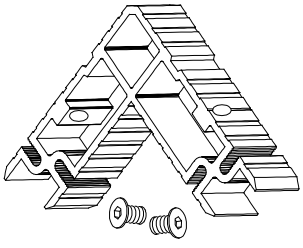
SADRŽAJ CONTENT

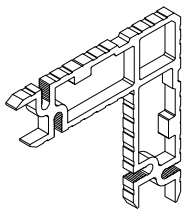
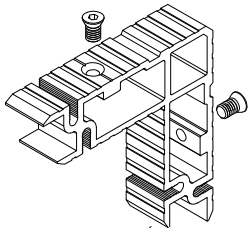
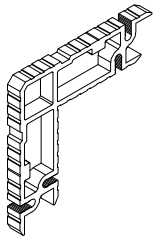
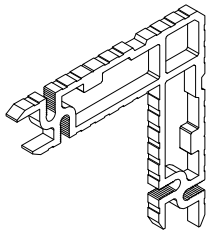
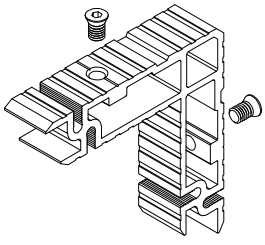
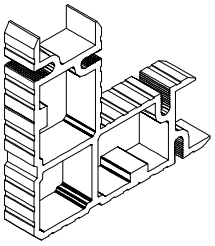
06	VEZNI ELEMENTI	204.06.000-009
06	CONNECTION ELEMENTS	204.06.000-009
07	PVC ELEMENTI	204.07.000-007
07	PVC ELEMENTS	204.07.000-007
08	MEHANIZMI	204.08.000-093
08	MECHANISMS	204.08.000-093
09	BRTVILA	204.09.000-007
09	GASKETS	204.09.000-007
10	DODACI	204.10.000-009
10	ACCESSORIES	204.10.000-009
11	OBRADA I MONTAŽA	204.11.000-325
11	PROCESSING AND MONTAGE	204.11.000-325
12	REZNE LISTE	204.12.000-023
12	CUTTING LISTS	204.12.000-023

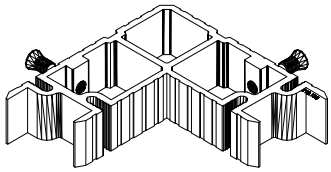
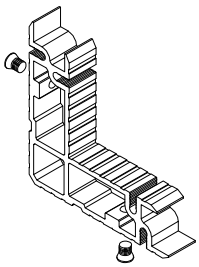
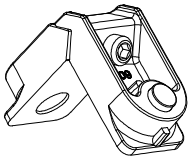
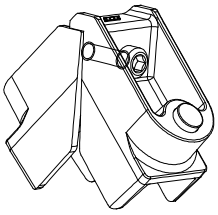
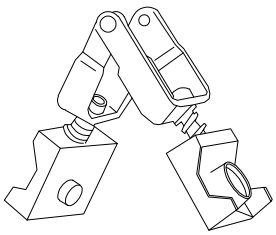
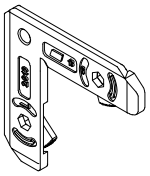
Vezni elementi
Connection elements

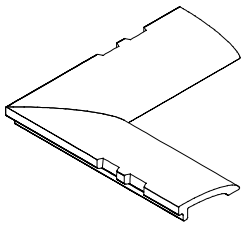
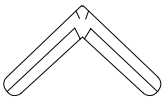
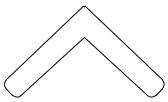
Oznaka Code	Izgled-presjek View- cross section	Opis Description	Materijal Material	Napomena Remark
710.461		- Kutna spojnica 8, L=28.5 (s vijcima) - Corner bracket 8, L=28.5 (with screws)	Al.	
710.443		- Kutna spojnica 12.5, L=9.3 - Corner bracket 12.5, L=9.3	Al.	
710.450		- Kutna spojnica 14.6, L=28.5 - Corner bracket 14.6, L=28.5	Al.	
710.458	 M8x13	- Kutna spojnica 14.6, L=28.5 (s vijcima) - Corner bracket 14.6, L=28.5 (with screws)	Al.	
710.503		- Kutna spojnica 14.6, L=7.1 - Corner bracket 14.6, L=7.1	Al.	
710.469		- Kutna spojnica 16, L=28.5 (s vijcima) - Corner bracket 16, L=28.5 (with screws)	Al.	

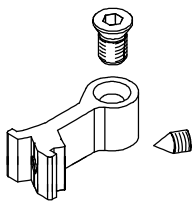
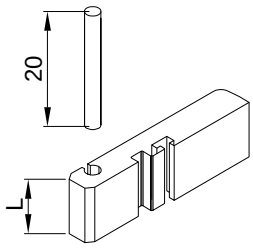
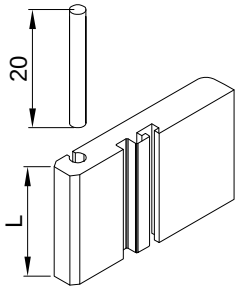
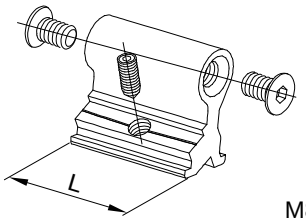
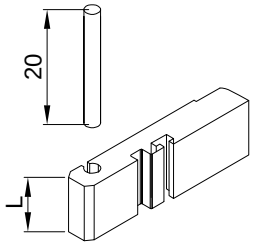
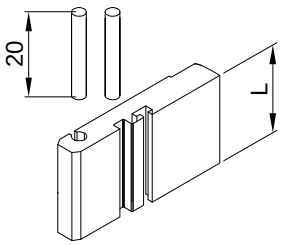
Oznaka Code	Izgled-presjek View- cross section	Opis Description	Materijal Material	Napomena Remark
710.452		- Kutna spojnica 16, L=7 -Corner bracket 16, L=7	Al.	
710.453		- Kutna spojnica 16, L=9.3 - Corner bracket 16, L=9.3	Al.	
710.454		- Kutna spojnica 16, L=15 - Corner bracket 16, L=15	Al.	
710.459	 M8x13	- Kutna spojnica 16, L=15 (s vijcima) - Corner bracket 16, L=15 (with screws)	Al.	
710.479		- Kutna spojnica 8, L=28.5 - Corner bracket 8, L=28.5	Al.	
725.712	l=26 mm 	- Kutna spojnica 10, L=26 - Corner bracket 10, L=26	Al.	

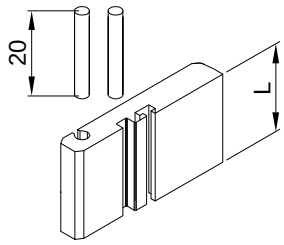
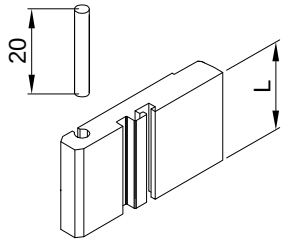
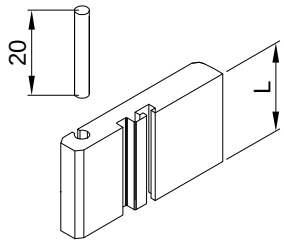
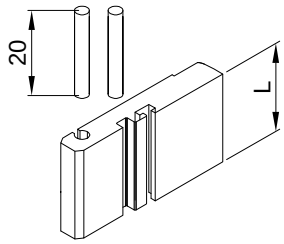
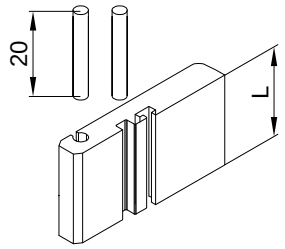
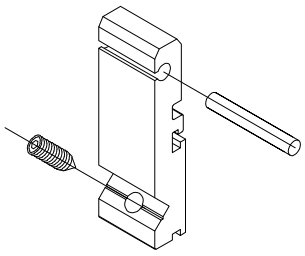
Oznaka Code	Izgled-presjek View- cross section	Opis Description	Materijal Material	Napomena Remark
725.711		- Kutna spojnica 10, L=26 (s vijcima) - Corner bracket 10, L=26 (with screws)	Al.	
725.705		- Kutna spojnica 24.6, L=8 - Corner bracket 24.6, L=8	Al.	
710.059		- Kutna spojnica 34.6, L=28.5 - Corner bracket 34.6, L=28.5	Al.	
710.072	 M8x13	- Kutna spojnica 34.6, L=28.5 (s vijcima) - Corner bracket 34.6, L=28.5 (with screws)	Al.	
710.172		- Kutna spojnica 34.6, L=14.7 - Corner bracket 34.6, L=14.7	Al.	
710.099	 M8x13	- Kutna spojnica 34.6, L=28.4 - nesimetrična (s vijcima) - Corner bracket 34.6, L=28.4 - asymmetric (with screws)	Al.	

Oznaka Code	Izgled-presjek View- cross section	Opis Description	Materijal Material	Napomena Remark
710.189		- Kutna spojnica 34.6, L=7.5 - Corner bracket 34.6, L=7.5	Al.	
710.214	 M8x13	- Kutna spojnica 34.6, L=26.9 (s vijcima) - Corner bracket 34.6, L=26.9 (with screws)	Al.	
710.425		- Kutna spojnica 34.6, L=11.4 - Corner bracket 34.6, L=11.4	Al.	
710.216		- Kutna spojnica 29.4, L=7.1 - Corner bracket 29.4, L=7.1	Al.	
710.215	 M8x13	- Kutna spojnica 29.4, L=28 (s vijcima) - Corner bracket 29.4, L=28 (with screws)	Al.	
710.062		- Kutna spojnica 46, L=28 - Corner bracket 46, L=28	Al.	

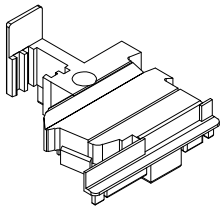
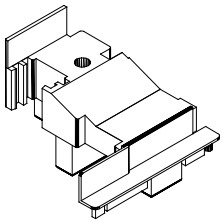
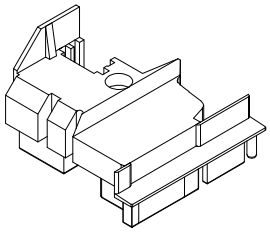
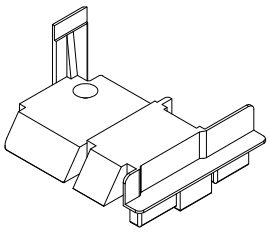
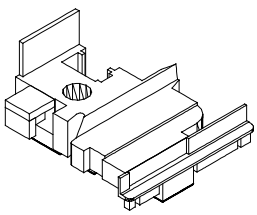
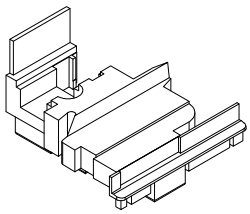
Oznaka Code	Izgled-presjek View- cross section	Opis Description	Materijal Material	Napomena Remark
710.133	 M8x13	- Kutna spojnica 46, L=28.1 (s vijcima) - Corner bracket 46, L=28.1 (with screws)	Al.	
710.211	 M8x13	- Kutna spojnica 34.6, L=23 (s vijcima) - Corner bracket 34.6, L=23 (with screws)	Al.	
730.008		- Kutna spojnica 14.5, L=28.5 (Stara oznaka: 0409, 1001) - Corner bracket 14.5, L=28.5 (Former code: 0409, 1001)	Al.	
730.009		- Kutna spojnica 34.6, L=28.5 (Stara oznaka: 0447, 2001) - Corner bracket 34.6, L=28.5 (Former code: 0447, 2001)	Al.	
731.001		- Kutna spojnica za promjenjivi kut 14.5, L=26.9 - Oznaka proizvođača Monticelli: 0909 - Corner bracket for variable angle 14.5, L=26.9 - Manufacturer code Monticelli: 0909	Al. Čelik	
731.010		- Kutna spojnica za komoru 19.1x1.6 - Oznaka proizvođača Monticelli: 2019 - Corner bracket for chamber 19.1x1.6 - Manufacturer code Monticelli: 2019	Al.	

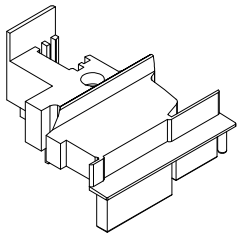
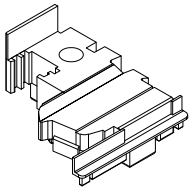
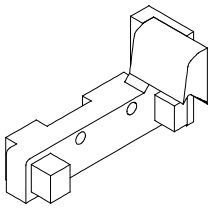
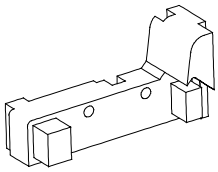
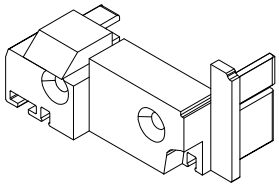
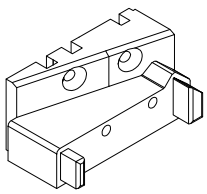
Oznaka Code	Izgled-presjek View- cross section	Opis Description	Materijal Material	Napomena Remark
730.005		- Kutna spojnica za komoru 27.5x4 (Stara oznaka: K65-01) - Corner bracket for chamber 27.5x4 (Former code: K65-01)	Al.	
730.001		- Kutna spojnica za komoru 4.8x2 (Stara oznaka: G112, 0365) - Corner bracket for chamber 4.8x2 (Former code: G112, 0365)	Inox	
730.002		- Kutna spojnica za komoru 4.8x2 (Stara oznaka: G112/A) - Corner bracket for chamber 4.8x2 (Former code: G112/A)	Inox	

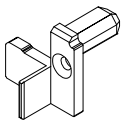
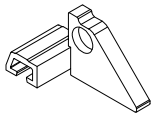
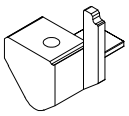
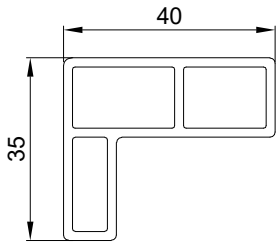
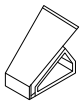
Oznaka Code	Izgled-presjek View- cross section	Opis Description	Materijal Material	Napomena Remark
710.066	 M8x13 inbus M6x10	- Veznik L=14.7 (Stara oznaka: E-200) - Connector L=14.7 (Former code: E-200)	Al.	
710.069		- Dodatni veznik, L=12.8 - Additional connector, L=12.8	Al.	
710.070		- Dodatni veznik, L=100 - Additional connector, L=100	Al.	
710.179	 M8x13 inbus M6x10	- Veznik L=34.8 - Connector L=34.8	Al.	
710.154		- Dodatni veznik, L=12.8 - Additional connector, L=12.8	Al.	
710.180		- Dodatni veznik, L=78 - Additional connector, L=78	Al.	

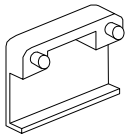
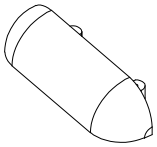
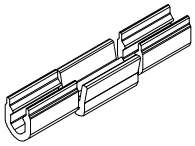
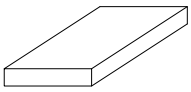
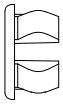
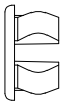
Oznaka Code	Izgled-presjek View- cross section	Opis Description	Materijal Material	Napomena Remark
710.181		- Dodatni veznik, L=78 - Additional connector, L=78	Al.	
710.182		- Dodatni veznik, L=91 - Additional connector, L=91	Al.	
710.183		- Dodatni veznik, L=91 - Additional connector, L=91	Al.	
710.184		- Dodatni veznik, L=101 - Additional connector, L=101	Al.	
710.209		- Dodatni veznik, L=141 - Additional connector, L=141	Al.	
710.212		- Dodatni veznik, L=12.8 - Additional connector, L=12.8	Al.	

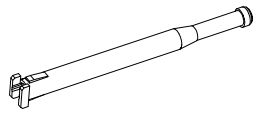
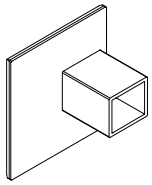
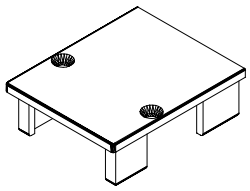
Pvc elementi
Pvc elements

OZNAKA CODE	Izgled-presjek View-cross section	Opis Description	Materijal Material	Napomena Remark
365.063		- Umetak za profil kombatute FT-0286 (otvaranje unutra) - Insert for flying mullion profile FT-0286 (inward opening)	Tvrda guma Hard rubber	Par Pair
365.048		- Umetak za profil kombatute FT-0211-A (otvaranje unutra) - Insert for flying mullion profile FT-0211/A (inward opening)	Tvrda guma Hard rubber	Par Pair
365.065		- Umetak za profil kombatute FT-2281 (otvaranje vani) - Insert for flying mullion profile FT-2281 (outward opening)	Tvrda guma Hard rubber	Par Pair
363.068		- Umetak za profil kombatute FT-0213/A (otvaranje vani) - Insert for flying mullion profile FT-0213/A (outward opening)	Tvrda guma Hard rubber	Par Pair
365.035		- Umetak za profil kombatute FT-0237 (otvaranje unutra) - Insert for profile FT-0237 (inward opening)	Tvrda guma Hard rubber	Par Pair
365.043		-Umetak profil kombatute FT-0237 (otvaranje unutra) -Insert for flying mullion profile FT-0237 (inward opening)	Tvrda guma Hard rubber	Par Pair

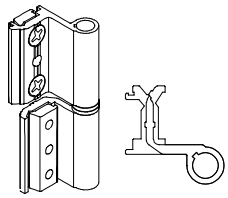
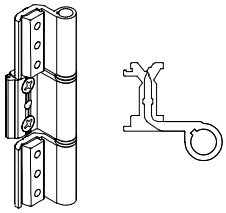
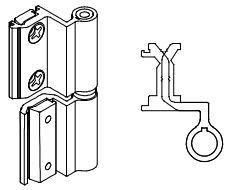
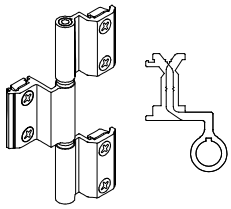
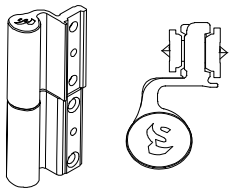
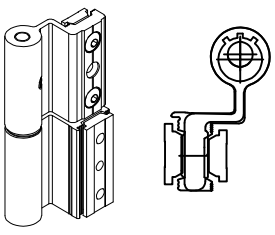
OZNAKA CODE	Izgled-presjek View-cross section	Opis Description	Materijal Material	Napomena Remark
363.080		- Umetak za profil kombatute FT-0277 (otvaranje unutra) - Insert for flying mullion profile FT-0277 (inward opening)	Tvrda guma Hard rubber	Par Pair
363.001		- Umetak za profil kombatute FT-0211 (otvaranje unutra) - Stara oznaka ZK85-01 - Insert for flying mullion profile FT-0211 (inside opening) - Former code ZK85-01	Tvrda guma Hard rubber	Par Pair
365.009		- Umetak za profil FT-0223 prema FT-0201 - (otvaranje unutra) - Insert for profile FT-0223 towards FT-0201- (inward opening)	Tvrda guma Hard rubber	Par Pair
365.010		- Umetak za profil FT-0223 prema FT-0220 (otvaranje vani) - Insert for profile FT-0223 towards FT-0220 (outward opening)	Tvrda guma Hard rubber	Par Pair
363.050		- Umetak za profil FT-0288 - Insert for profile FT-0288	Tvrda guma Hard rubber	Par Pair
363.104		-Umetak za profil FT-0223 prema FT-0278 -Insert for profile FT-0223 according to FT-0278	Tvrda guma Hard ruber	Par Pair

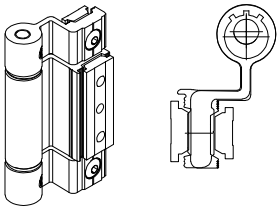
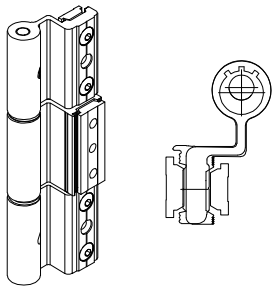
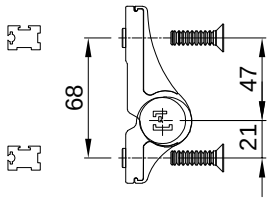
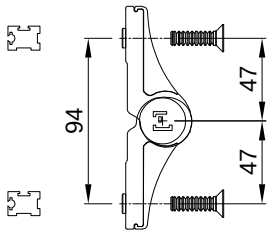
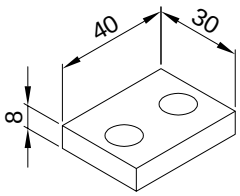
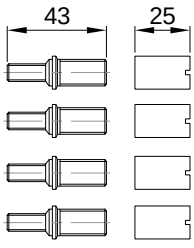
OZNAKA CODE	Izgled-presjek View-cross section	Opis Description	Materijal Material	Napomena Remark
363.065		-Umetak za profil F-1483 -Insert for profile F-1483	Tvrda guma Hard rubber	Par Pair
373.055		-Umetak za profil F-1567 -Insert for profile F-1567	Tvrda guma Hard ruber	Par Pair
363.079		- Umetak za profil F-1661 - Insert for profile F-1661	Tvrda guma Hard ruber	Par Pair
374.037		- Profil za ugradnju - Stara oznaka PI-110 - Profile for installation - Former code PI-110	PVC	
373.002		- Umetak za profil okapnice Z40-657 (Stara oznaka: PRO 23) - Insert for drip profile Z40-657 (Former code: PRO 23)	PVC	Par Pair
373.079		- Umetak za profil okapnice F-1842 - End insert for drip cap profile F-1842	Tvrda guma Hard rubber	Par Pair

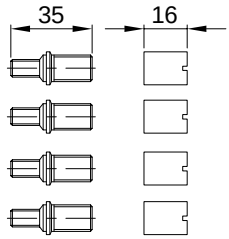
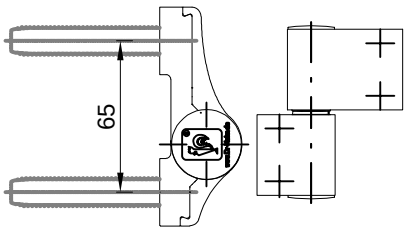
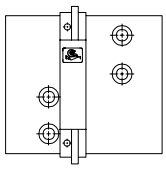
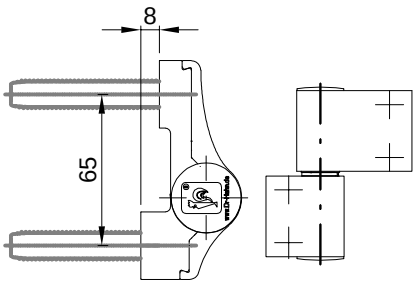
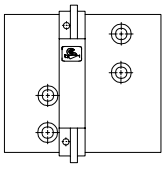
OZNAKA CODE	Izgled-presjek View-cross section	Opis Description	Materijal Material	Napomena Remark
373.003.01 02 03		- Maska za drenažni otvor - Boje: 01-bijela; 02-siva; 03-crna (Stara oznaka: 2328) - Drainage slot mask - Color: 01-white; 02-gray; 03-black (Former code: 2328)	PVC	
370.070.01 03		- Maska s klapnom za drenažni otvor - Oznaka proizvođača Master: A2145R9010 - bijela A2145 - crna - Boje: 01- bijela; 03 - crna - Drainage slot mask with a flap - Manufacturer code Master: A2145R9010 - white A2145 - black - Color: 01- white; 03 - black	PVC	
375.048		- Kopča za profil - Clamp for profile	PVC	
370.000 370.001 370.002		- Podmetači za staklo - Glazing packers 3 mm 370.000 (L x H=18 x 27 mm) 5 mm 370.001 (L x H=18 x 27 mm) 7 mm 370.002 (L x H=18 x 27 mm)	PVC	
370.023		- Čep za maskiranje rupe Ø10 mm - Cap for drilled hole Ø10 mm	PVC	
370.024		- Čep za maskiranje rupe Ø12 mm - Cap for drilled hole Ø12 mm	PVC	

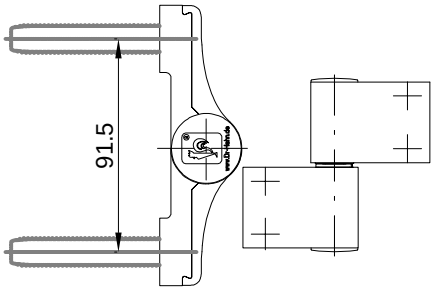
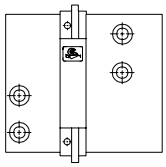
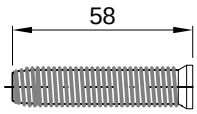
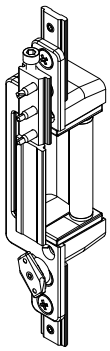
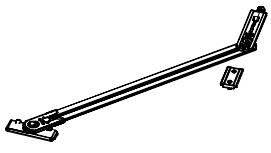
OZNAKA CODE	Izgled-presjek View-cross section	Opis Description	Materijal Material	Napomena Remark
360.009		- Sustav odvodnje kapljevina Monodrain - Oznaka proizvođača Monodrain: 302006 - Drainage system Monodrain - Manufacturer code Monodrain: 302006	Guma Rubber	
373.054		- Gornji čep okomice francuskog balkona - Upper cover cap of french balcony profile	PVC	
373.028		- Umetak za profil ojačane prečke FT-0209 - Insert for reinforced crossbar profile FT-0209	PVC	

Mehanizmi
Mechanisms

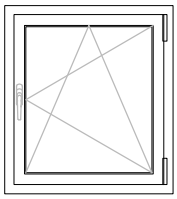
Oznaka Code	Izgled-presjek View-cross section	Opis Description	Materijal Material	Napomena Remark
111.001.01 02 03		- Dvodijelna šarka EURO ŽLIJEB - Stara oznaka: E-100 - Boje: 01- bijela; 02 - siva;03 - crna - Two-part hinge EURO GROOVE - Former code: E-100 - Color: 01- white; 02 - gray;03 - black		
111.002.01 02 03		- Trodijelna šarka *EURO ŽLIJEB* - Stara oznaka: E-120 - Boje: 01- bijela; 02 - siva;03 - crna - Three-part hinge *EURO GROOVE* - Former code: E-120 - Color: 01- white; 02 - gray;03 - black		
111.003.01 02 03		- Dvodijelna šarka *EURO ŽLIJEB* - Stara oznaka: EV-110 - Boje: 01- bijela; 02 - siva; 03 - crna - Two-part hinge *EURO GROOVE* (opening outward) - Former code: EV-110 - Color: 01- white; 02 - gray;03 - black		
111.004.01 02 03		- Trodijelna šarka *EURO ŽLIJEB* (otvaranje vani) - Stara oznaka: EV-130 - Boje: 01- bijela; 02 - siva; 03 - crna - Three-part hinge-outside *EURO GROOVE* (opening outward) - Former code: EV-130 - Color: 01- white; 02 - gray;03 - black		
114.001.01 02 03		- Dvodijelna šarka-*EURO ŽLIJEB* - Oznaka proizvođača Stublina: 2006.00.310 -bijela 315 -siva 313 -crna - Boje: 01- bijela; 02 - siva;03 - crna - Two-part hinge-*EURO GROOVE* - Manufacturer code Stublina: 2006.00.310 -white 315 -gray 313 -black - Color: 01- white; 02 - gray;03 - black		
114.004.01 02 03		- Dvodijelna šarka-*EURO ŽLIJEB* - Oznaka proizvođača Stublina: 2024.00.310 -bijela 315 -siva 313 -crna - Boje: 01- bijela; 02 - siva;03 - crna - Two-part hinge-*EURO GROOVE* - Manufacturer code Stublina: 2024.00.310 -white 315 -gray 313 -black - Color: 01- white; 02 - gray;03 - black		

Oznaka Code	Izgled-presjek View-cross section	Opis Description	Materijal Material	Napomena Remark
114.005.01 **02** **03**		- Trodijelna šarka-*EURO ŽLIJEB* - Oznaka proizvođača Stublina: 2129.00.310 -bijela 315 -siva 313 -crna - Boje: 01- bijela; 02 - siva;03 - crna - Three-part hinge-*EURO GROOVE* - Manufacturer code Stublina: 2129.00.310 -white 315 -gray 313 -black - Color: 01- white; 02 - gray;03 - black		
114.006.01 **02** **03**		- Trodijelna šarka-*EURO ŽLIJEB* - Oznaka proizvođača Stublina: 2124.00.310 -bijela 315 -siva 313 -crna - Boje: 01- bijela; 02 - siva;03 - crna - Three-part hinge-*EURO GROOVE* - Manufacturer code Stublina: 2124.00.310 -white 315 -gray 313 -black - Color: 01- white; 02 - gray;03 - black		
113.009.01 **02** **03**		- Dvodijelna šarka OSNO 68 - Oznaka proizvođača ALU-B: Max3D 68 - Boje: 01- bijela; 02 - siva;03 - crna - Two-part hinge OSNO 68 - Manufacturer code ALU-B: Max3D 68 - Color: 01- white; 02 - gray;03 - black	Al. Čelik Steel	
113.011.01 **02** **03**		- Dvodijelna šarka OSNO 94 - Oznaka proizvođača ALU-B: Max3D 94 - Boje: 01- bijela; 02 - siva;03 - crna - Two-part hinge OSNO 94 - Manufacturer code ALU-B: Max3D 94 - Color: 01- white; 02 - gray;03 - black	Al. Čelik Steel	
113.016.01 **02** **03**		- Podložna pločica d=8mm - Oznaka proizvođača ALU-B: 02108 - Boje: 01- bijela; 02 - siva;03 - crna - Washer plate d=8mm - Manufacturer code ALU-B: 02108 - Color: 01- white; 02 - gray;03 - black	Al.	
113.012		- Set za TERMO 65 - Set za dvodijelnu šarku (Max3D xx) - Set for TERMO 65 - Set for two-part hinge (Max3D xx)		

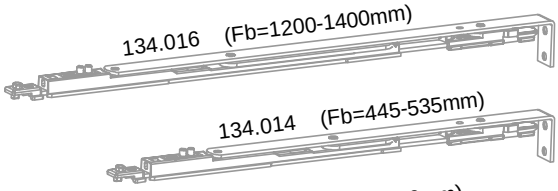
Oznaka Code	Izgled-presjek View-cross section	Opis Description	Materijal Material	Napomena Remark
113.013		- Set za TERMO 50 - Set za dvodijelnu šarku (Max3D xx) - Set for TERMO 50 - Set for two-part hinge (Max3D xx)		
112.015.01 .10		- Dvodijelna šarka OSNO 65 (Türband 4 AT - bez anker vijaka) - Oznaka proizvođača Dr. Hahn: M901G0477- bijela, bijeli čepovi M90110477 - EV1, crni čepovi - Boje: 01- bijela, bijeli čepovi, 10- EV1, crni čepovi - Two-piece hinge axial distance 65 (Türband 4 AT - without anchor screws) - Manufacturer code Dr. Hahn: M901G0477 - white, white PVC parts M90110477 - EV1, black PVC parts - Color: 01-white, white PVC parts, 10-EV1, black PVC parts	Al.	
112.016		- Šablon za dvodijelnu šarku OSNO 65 (Türband 4 AT) - Oznaka proizvođača Dr. Hahn: T101A0000 - Drilling jig for two-piece hinge, axial distance 65 Türband 4 AT - Manufacturer code Dr. Hahn: T101A0000		
112.021.01 .10		- Dvodijelna šarka OSNO 65 s preklopom 8 (Türband 4 AT - bez anker vijaka) - Oznaka proizvođača Dr. Hahn: M901G1420 - bijela, bijeli čepovi: M90111420 - EV1, crni čepovi - Boje: 01-bijela, bijeli PVC dijelovi, 10-EV1, crni PVC dijelovi - Two-piece hinge axial distance 65 with overlap 8 (Türband 4 AT - without anchor screws) - Manufacturer code Dr. Hahn: M901G1420 - white, white PVC parts M90111420 - EV1, black PVC parts - Color: 01-white, white PVC parts, 10-EV1, black PVC parts	Al.	
112.022		- Šablon za dvodijelnu šarku OSNO 65 s preklopom 8 (Türband 4 AT) - Oznaka proizvođača Dr. Hahn: T101A0008 - Drilling jig for two-piece hinge axial distance 65 - with overlap 8 (Türband 4 AT) - Manufacturer code Dr. Hahn: T101A0008		


Oznaka Code	Izgled-presjek View-cross section	Opis Description	Materijal Material	Napomena Remark
112.019.01 .10		- Dvodijelna šarka OSNO 91.5 (Türband 4 AT - bez anker vijaka) - Oznaka proizvođača Dr. Hahn: M905G0477 - bijela, bijeli čepovi: M90510477 - EV1, crni čepovi - Boje: 01-bijela, bijeli PVC dijelovi, 10-EV1, crni PVC dijelovi - Two-piece hinge axial distance 91.5 (Türband 4 AT - without anchor screws) - Manufacturer code Dr. Hahn: M905G0477 - white, white PVC parts M90510477 - EV1, black PVC parts - Color: 01-white, white PVC parts, 10-EV1, black PVC parts	Al.	
112.020		- Šablon za dvodijelnu šarku OSNO 91.5 (Türband 4 AT) - Oznaka proizvođača Dr. Hahn: T105A0000 - Drilling jig for two-piece hinge axial distance 91.5 (Türband 4 AT) - Manufacturer code Dr. Hahn: T105A0000		
112.023		- Anker vijak 58 mm (Türband 4 AT - 4 vijka u vrećici) - Oznaka proizvođača Dr. Hahn: VP02A0016 - Anchor screw 58 mm (Türband 4 AT - 4 screws) - Manufacturer code Dr. Hahn: VP02A0016	Čelik Steel	
115.019		- Skrivena šarka za vrata - otvaranje unutra (profili s eurožlijebom) - Oznaka proizvođača Giesse: 00725 - Concealed hinge for door - inward opening (profiles with euro-groove) - Manufacturer code Giesse: 00725		
135.023		- Graničnik otvaranja krila, za L>500, od 25°do 120° - Oznaka proizvođača Giesse: 02030000 - Sash opening limiter arm, for L>500, from 25° to 120° - Manufacturer code Giesse: 02030000		

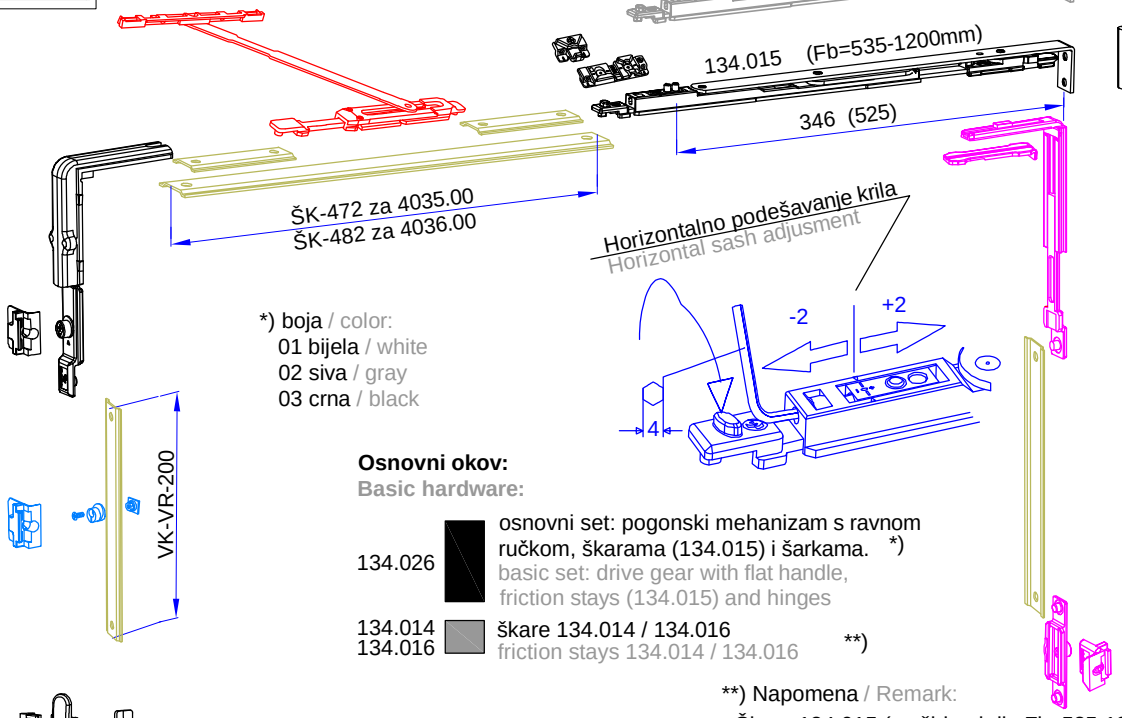
OTKLOPNO-ZAOKRETNI MEHANIZAM - STUBLINA (art.4135.00)
TILT-TURN MECHANISM - STUBLINA (art.4135.00)

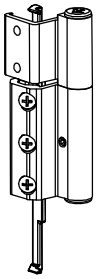


Nosivost max. 100 Kg / 130 Kg
Load max. 100 Kg / 130 Kg
Fb= Širina krila /Sash width









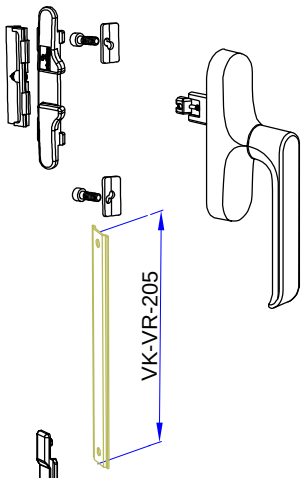
*) boja / color:
01 bijela / white
02 siva / gray
03 crna / black

Osnovni okov:
Basic hardware:

134.026 — osnovni set: pogonski mehanizam s ravnom ručkom, škarama (134.015) i šarkama. *)
basic set: drive gear with flat handle, friction stays (134.015) and hinges

134.014
134.016 — škare 134.014 / 134.016 **)
friction stays 134.014 / 134.016

**) Napomena / Remark:
- Škare 134.015 (za širinu krila Fb=535-1200 mm) se nalaze u osnovnom setu 134.026.
Škare 134.014 (Fb=445-535 mm) su u setu za 134.030, a škare 134.016 (Fb=1200-1400 mm) su u setu 134.031.
- Friction stays 134.015 (for sash width Fb=535-1200mm) are in the basic set 134.026.
Friction stays 134.014 (Fb=445-535 mm) are in the set 134.030 and friction stays 134.016 (Fb=1200-1400 mm) are in the set 134.031.



Dodatni okov:
Additional hardware:

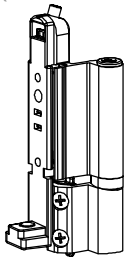
134.002 — dodatni set ključanja po širini i visini
additional set for horizontal and vertical locking

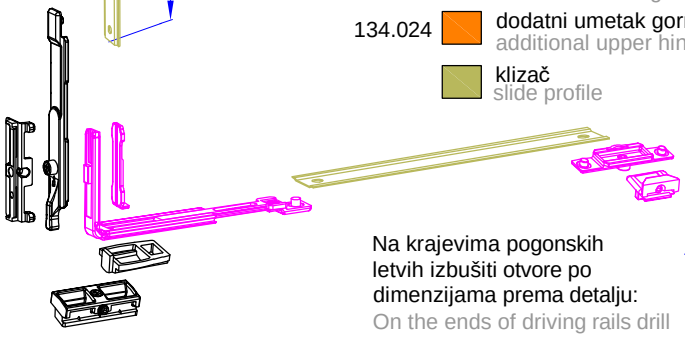
134.003 — dodatne škare za širinu krila 1200-1600 mm
additional friction stays for sash width 1200-1600 mm

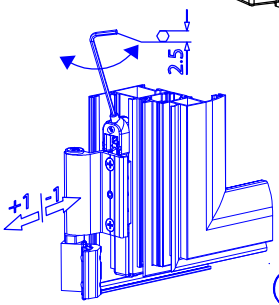
134.004
134.005 — dodatno ključanje
additional locking

134.024 — dodatni umetak gornje šarke za nosivost do 130 kg
additional upper hinge insert for weight load up to 130 kg

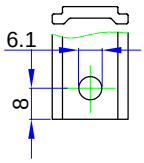
klizač
slide profile



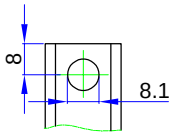


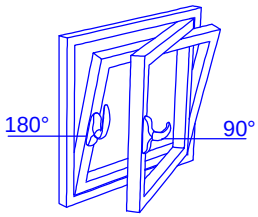


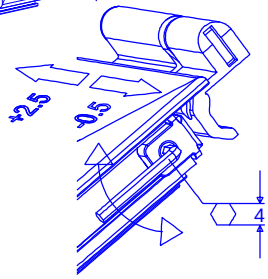
Na krajevima pogonskih letvi izbušiti otvore po dimenzijama prema detalju:
On the ends of driving rails drill holes according to the detail dimensions:

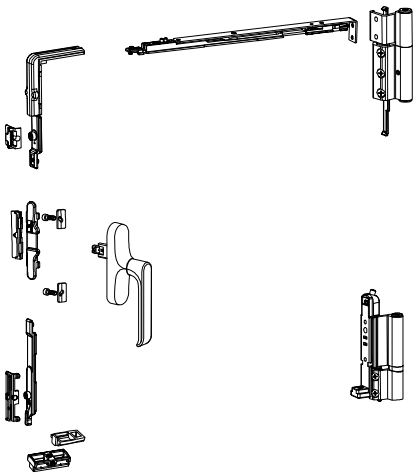
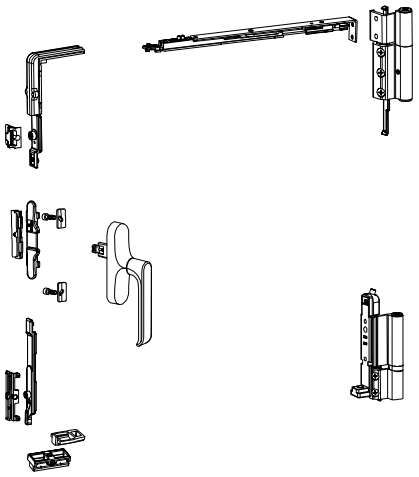
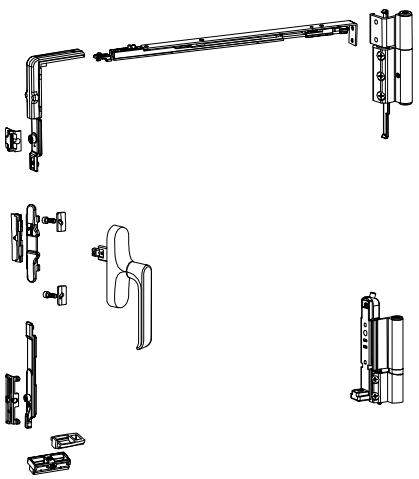


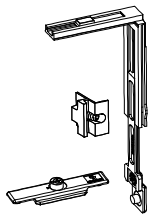
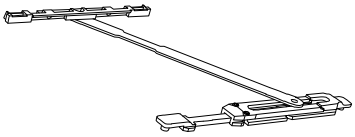
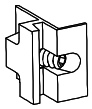
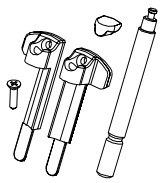
Ako se koriste adapteri na krajevima pogonskih letvi izbušiti otvore po dimenzijama prema detalju:
If the adaptors are used, on the ends of driving rails drill holes according to the detail dimensions:



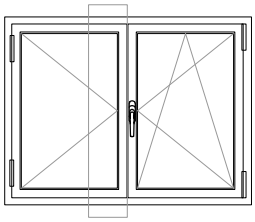


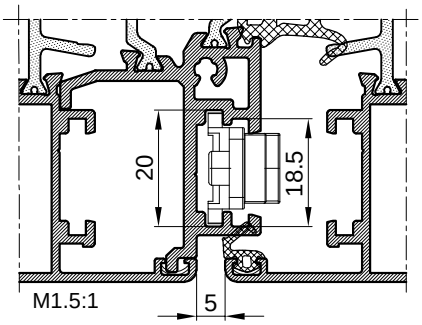


Oznaka Code	Izgled-presjek View-cross section	Opis Description	Materijal Material	Napomena Remark
134.026.01 **02** **03**		- Osnovni set: Otklopno-zaokretni mehanizam - Oznaka proizvođača Stublina: **4135.00.310** - bijela **4135.00.315** - siva **4135.00.313** - crna - Boje: 01- bijela; 02 - siva; 03 - crna - Škare (134.015) za širinu krila **535-1200** mm (**ručka ravna**; donja šarka ima podešavanje u dvije osi) - Basic set: Tilt and turn mechanism - Manufacturer code Stublina: **4135.00.310** - white **4135.00.315** - gray **4135.00.313** - black - Color: 01- white; 02 - gray; 03 - black - Friction stays (134.015) for sash width from **535 to 1200** mm. (**flat handle**; lower hinge has two-axial adjustment)		
134.030.01 **02** **03**		- Osnovni set: Otklopno-zaokretni mehanizam - Oznaka proizvođača Stublina: **4136.00.310** - bijela **4136.00.315** - siva **4136.00.313** - crna - Boje: 01- bijela; 02 - siva; 03 - crna - Škare (134.014) za širinu krila **445-535** mm (**ručka ravna**; donja šarka ima podešavanje u dvije osi) - Tilt and turn mechanism - Manufacturer code Stublina: **4136.00.310** - white **4136.00.315** - gray **4136.00.313** - black - Color: 01- white; 02 - gray; 03 - black - Friction stays (134.014) for sash width from **445 to 535** mm. (**flat handle**; lower hinge has two-axial adjustment)		
134.031.01 **02** **03**		- Osnovni set: Otklopno-zaokretni mehanizam - Oznaka proizvođača Stublina: **4137.00.310** - bijela **4137.00.315** - siva **4137.00.313** - crna - Boje: 01- bijela; 02 - siva; 03 - crna - Škare (134.016) za širinu krila **1200-1400** mm (**ručka ravna**; donja šarka ima podešavanje u dvije osi) - Tilt and turn mechanism - Manufacturer code Stublina: **4137.00.310** - white **4137.00.315** - gray **4137.00.313** - black - Color: 01- white; 02 - gray; 03 - black - Friction stays (134.016) for sash width from **1200 to 1400** mm. (**flat handle**; lower hinge has two-axial adjustment)		

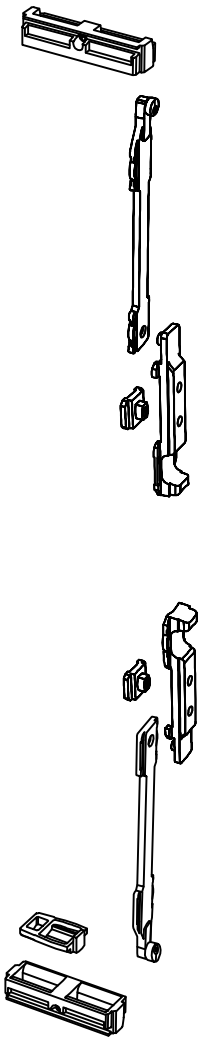
Oznaka Code	Izgled-presjek View-cross section	Opis Description	Materijal Material	Napomena Remark
134.002		- Dodatni set ključanja po širini i visini - Oznaka proizvođača Stublina: 4010.40 - Additional set for horizontal and vertical locking - Manufacturer code Stublina: 4010.40	AlSi Zamak	
134.003		- Dodatne škare za širinu krila L=1200-1600 mm - Oznaka proizvođača Stublina: 4010.50 - Auxiliary friction stays for sash width L=1200-1600 mm - Manufacturer code Stublina: 4010.50		
134.004		- Dodatno ključanje - prihvatnik tuljca - Oznaka proizvođača Stublina: 4010.03 - Additional locking - striker - Manufacturer code Stublina: 4010.03		
134.005		- Dodatno ključanje-tuljac - Oznaka proizvođača Stublina: 4010.27 - Additional locking - adjustable fastening pawl - Manufacturer code Stublina: 4010.27		
134.024		- Dodatni umetak gornje šarke za nosivost do 130kg - Oznaka proizvođača Stublina: 4018.30.50U - Additional upper hinge insert for weight load up to 130kg - Manufacturer code Stublina: 4018.30.50U		

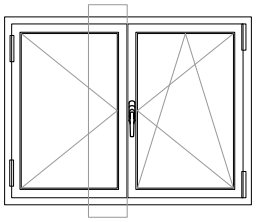
OKOV ZA FIKSIRANJE POMOĆNOG KRILA - STUBLINA
LOCKING MECHANISM FOR AUXILIARY SASH - STUBLINA

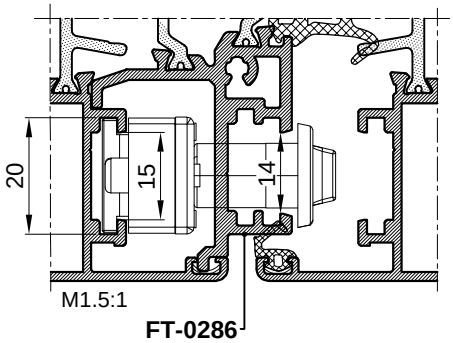





- **134.001** Okov za fiksiranje pomoćnog krila u dvije točke (montiranje okova u kombatutu)
- Oznaka proizvođača Stublina: 4001.00
- **134.001** Locking mechanism for auxiliary sash in two points (mechanism in the flying mullion)
- Manufacturer code Stublina: 4001.00

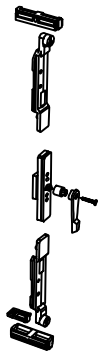
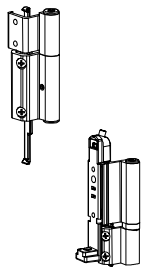
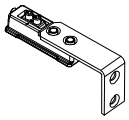
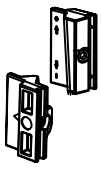




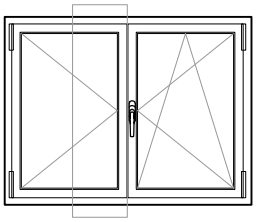


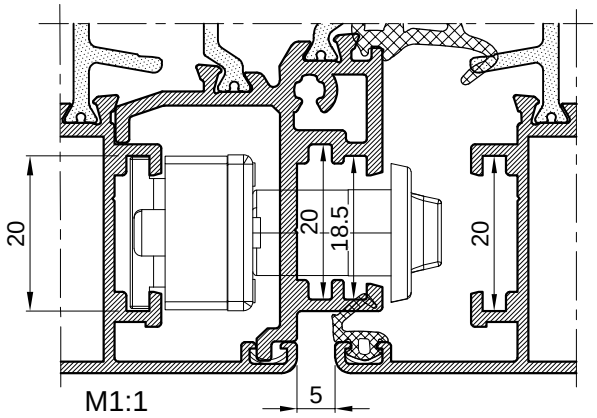
- **134.017** Okov za fiksiranje pomoćnog krila u dvije točke (montiranje okova u krilo)
- Oznaka proizvođača Stublina: 4005.00
- **134.017** Locking mechanism for auxiliary sash in two points (mechanism in the sash)
- Manufacturer code Stublina: 4005.00



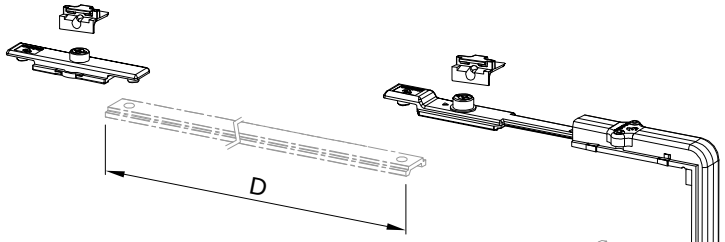
Oznaka Code	Izgled-presjek View-cross section	Opis Description	Materijal Material	Napomena Remark
134.001		- Okov za fiksiranje pomoćnog krila u dvije točke (montiranje okova u kombatutu) - Oznaka proizvođača Stublina: 4001.00 - Locking mechanism for auxiliary sash in two points (mechanism in the flying mullion) - Manufacturer code Stublina: 4001.00		
134.017		- Okov za fiksiranje pomoćnog krila u dvije točke (montiranje okova u krilo) - Oznaka proizvođača Stublina: 4005.00 - Locking mechanism for auxiliary sash in two points (mechanism in the sash) - Manufacturer code Stublina: 4005.00		
134.037.01 **02** **03**		- Šarke nosivosti do 100 kg - Donja šarka ima podešavanje u dvije osi - Oznaka proizvođača Stublina: 4035.30.310 -bijela 4035.30.315 -siva 4035.30.313 -crna - Boje: 01- bijela; 02 - siva;03 - crna - Hinges weight load up to 100 kg - Lower hinge has two-axial adjusment - Manufacturer code Stublina: 4035.30.310 - white 4035.30.315 - gray 4035.30.313 - black - Color: 01- white; 02 - gray;03 - black		
	+			
134.038		- Dodatni element za šarke 4035.30.xxx - (samo za gornju šarku) - Oznaka proizvođača Stublina: 4047.00 - Additional element for hinges 4035.30.xxx - (only for the top hinge) - Manufacturer code Stublina: 4047.00		
134.023		- Dodatno (pasivno) ključanje - Oznaka proizvođača Stublina: 4045.00 - Additional (passive) locking - Manufacturer code Stublina: 4045.00		

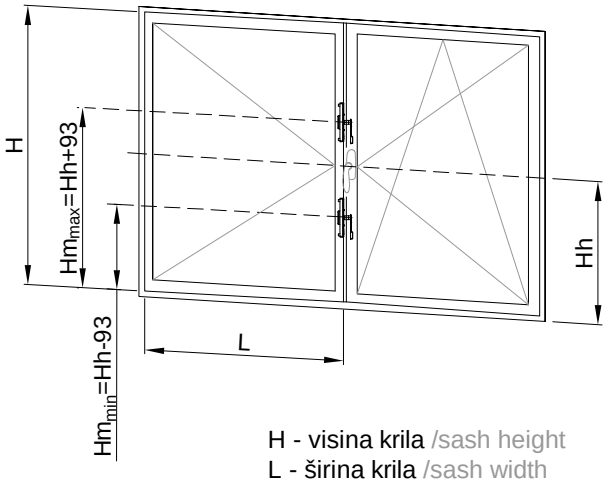
OKOV ZA FIKSIRANJE POMOĆNOG KRILA - STUBLINA
LOCKING MECHANISM FOR AUXILIARY SASH - STUBLINA

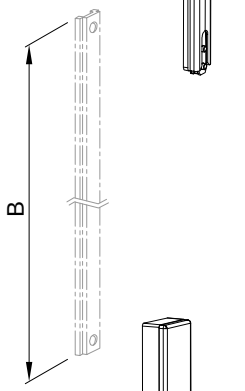




- **134.036** Okov za fiksiranje pomoćnog krila u više točaka (montiranje okova u krilo)
- Oznaka proizvođača Stublina: 4005.40
- **134.036** Locking mechanism for auxiliary sash in multiple points (mechanism in the sash)
- Manufacturer code Stublina: 4005.40

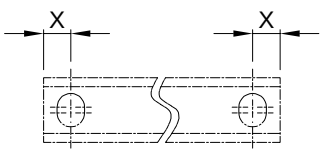


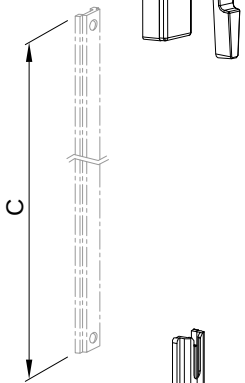




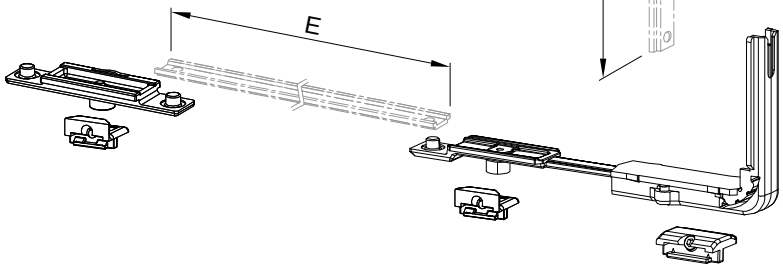
H - visina krila /sash height
L - širina krila /sash width
Hm - položaj pogonskog mehanizma
position of the drive gear
Hh - položaj pogonske ručke
position of the drive handle

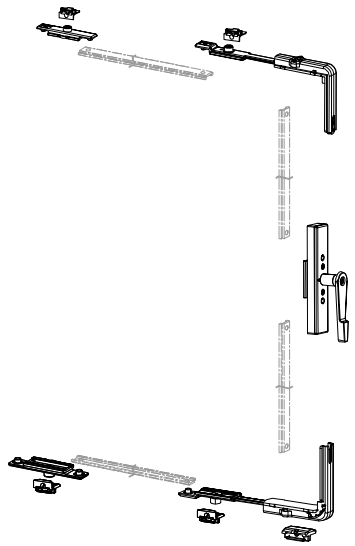
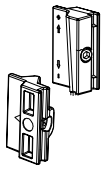
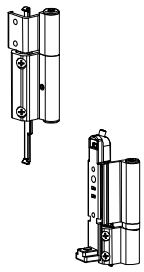
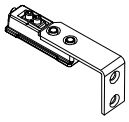
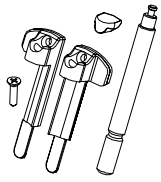
X
8
10



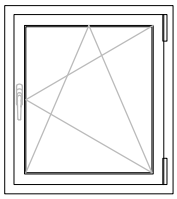


C=Hm-110+2X
B=H-Hm-110+2X
D=L/2-192+2X
E=L/2-192+2X

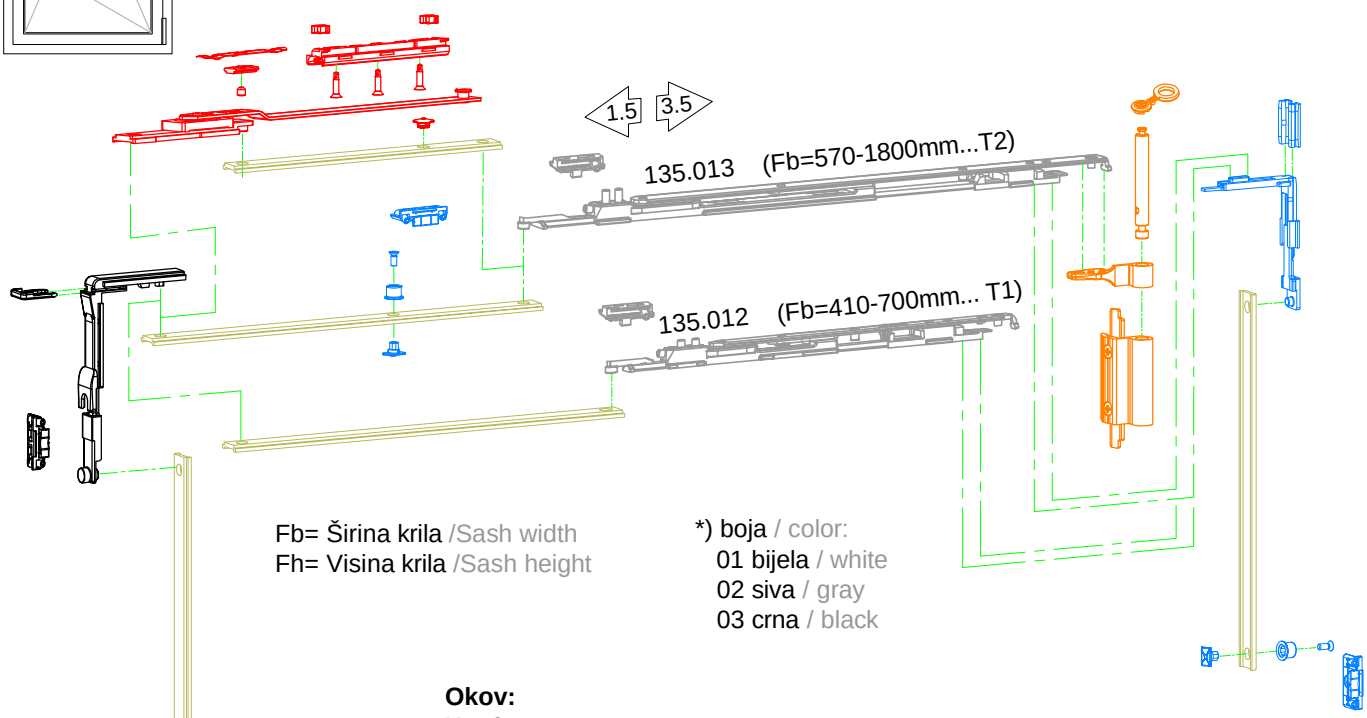


FEAL Oznaka Code	Izgled-presjek View-cross section	Opis Description	Materijal Material	Napomena Remark
134.036		- Okov za fiksiranje pomoćnog krila u više točaka (montiranje okova u krilo) - Oznaka proizvođača Stublina: 4005.40 - Locking mechanism for auxiliary sash in multiple points (mechanism in the sash) - Manufacturer code Stublina: 4005.40		
134.023		-Dodatno (pasivno) ključanje - Oznaka proizvođača Stublina: 4045.00 - Additional (passive) locking - Manufacturer code Stublina: 4045.00		
134.037.01 **02** **03**		- Šarke nosivosti do 100 kg - Donja šarka ima podešavanje u dvije osi - Oznaka proizvođača Stublina: 4035.30.310 -bijela 4035.30.315 -siva 4035.30.313 -crna - Boje: 01- bijela; 02 - siva;03 - crna - Hinges weight load up to 100 kg - Lower hinge has two-axial adjusment - Manufacturer code Stublina: 4035.30.310 - white 4035.30.315 - gray 4035.30.313 - black - Color: 01- white; 02 - gray;03 - black		
134.038		- Dodatni element za šarke 4035.30.xxx - (samo za gornju šarku) - Oznaka proizvođača Stublina: 4047.00 - Additional element for hinges 4035.30.xxx - (only for the top hinge) - Manufacturer code Stublina: 4047.00		
134.024		- Dodatni umetak gornje šarke za nosivost do 130kg - Oznaka proizvođača Stublina: 4018.30.50U - Additional upper hinge insert for weight load up to 130kg - Manufacturer code Stublina: 4018.30.50U		

OTKLOPNO-ZAOKRETNI MEHANIZAM - GIESSE FUTURA 3D (130 micro) STANDARD
TILT-TURN MECHANISM - GIESSE FUTURA 3D (130 micro) STANDARD



Nosivost max. 140 Kg (FUTURA 3D 130 micro)
Load max. 140 Kg (FUTURA 3D 130 micro)

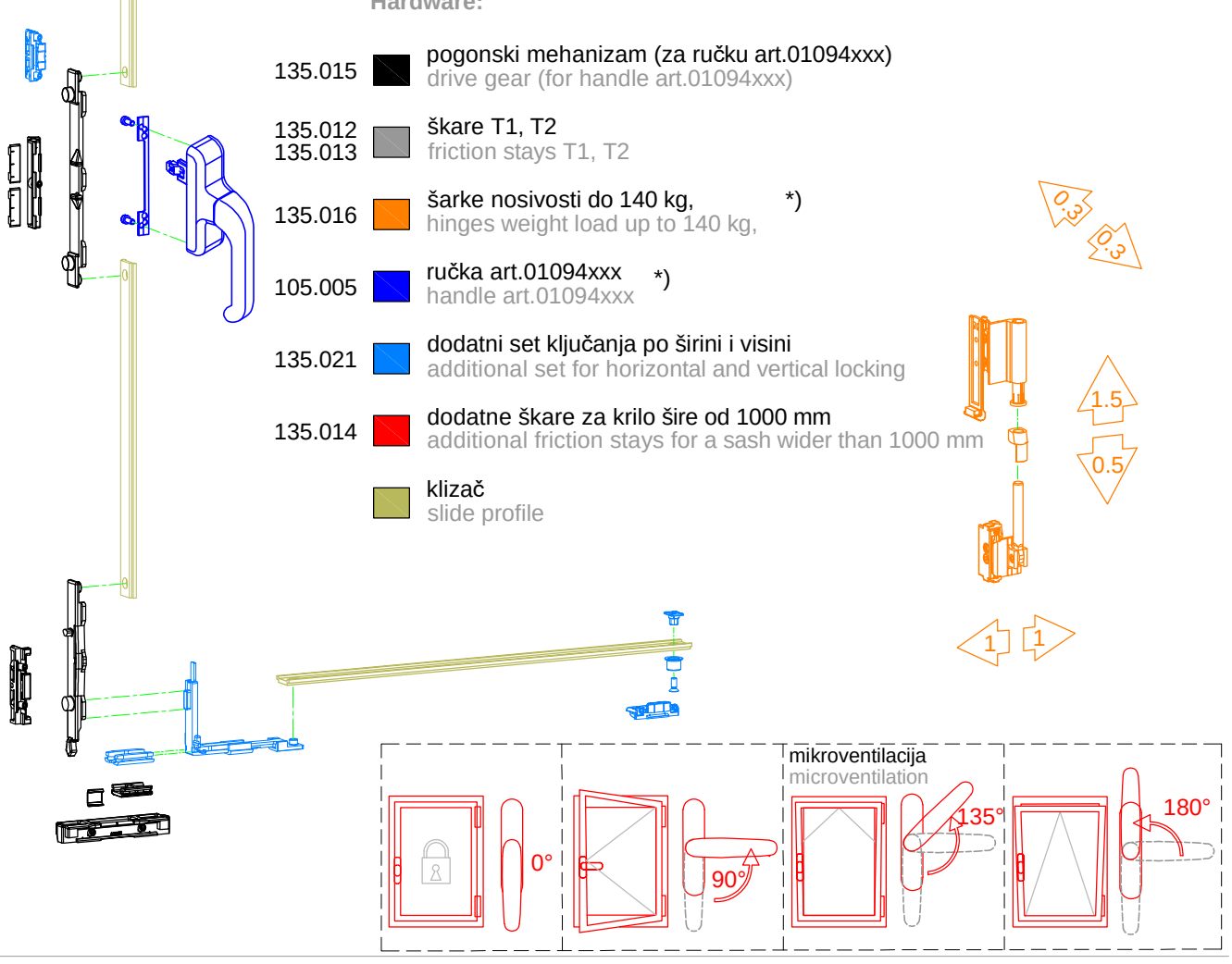


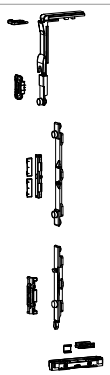


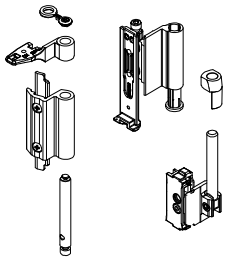
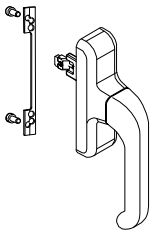
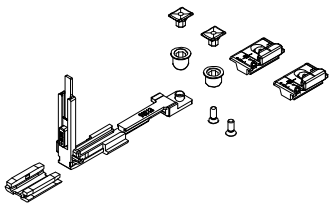
Fb= Širina krila /Sash width
Fh= Visina krila /Sash height

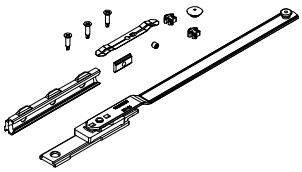
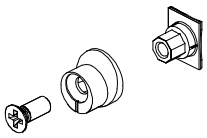
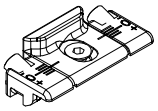
*) boja / color:
01 bijela / white
02 siva / gray
03 crna / black

Okov:
Hardware:

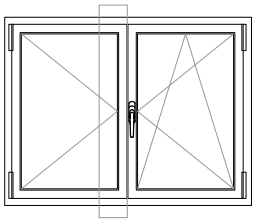
135.015	pogonski mehanizam (za ručku art.01094xxx) drive gear (for handle art.01094xxx)	
135.012 135.013	škare T1, T2 friction stays T1, T2	
135.016	šarke nosivosti do 140 kg, hinges weight load up to 140 kg,	*)
105.005	ručka art.01094xxx handle art.01094xxx	*)
135.021	dodatni set ključanja po širini i visini additional set for horizontal and vertical locking	
135.014	dodatne škare za krilo šire od 1000 mm additional friction stays for a sash wider than 1000 mm	
	klizač slide profile	

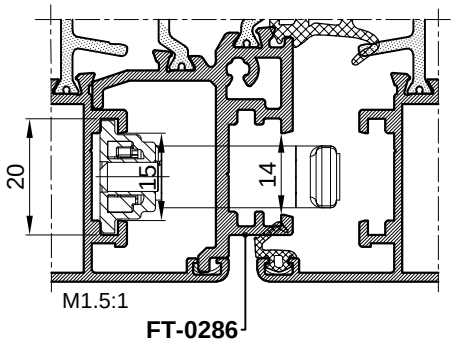


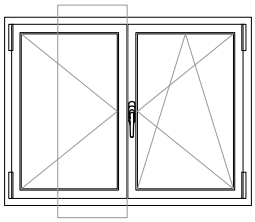
Oznaka Code	Izgled-presjek View-cross section	Opis Description	Materijal Material	Napomena Remark
135.015		- Pogonski mehanizam za FUTURA 3D 130 micro mehanizam (...ručka 01094xxx) - Oznaka proizvođača Giesse: 04704000 - Drive gear for FUTURA 3D 130 micro mechanism (... handle 01094xxx) - Manufacturer code Giesse: 04704000		
135.012		- Škare T1 za širinu krila 410 - 700 mm - Oznaka proizvođača Giesse: 04284000 - Friction stays T1 for sash width 410 - 700 mm - Manufacturer code Giesse: 04284000		
135.013		- Škare T2 za širinu krila 570 - 1800 mm - Oznaka proizvođača Giesse: 04285000 - Friction stays T2 for sash width 570 - 1800 mm - Manufacturer code Giesse: 04285000		
135.016.01 **02** **03**		- Šarke nosivosti do 140 kg - Oznaka proizvođača Giesse: 04711410 - bijela 04711376 - siva 04711500 - crna - Boje: 01- bijela; 02 - siva;03 - crna - Hinges for weight load up to 140 kg - Manufacturer code Giesse: 04711410 - white 04711376 - gray 04711500 - black - Color: 01- white; 02 - gray;03 - black		
105.005.01 **02** **03**		- Ručka; (LA 86/104mm), FUTURA 3D (130 micro) - Oznaka proizvođača Giesse: 01094410 -bijela 01094376 -siva 01094500 -crna - Boje: 01- bijela; 02 - siva; 03 - crna - Handle; (LA 86/104mm), FUTURA 3D (130 micro) - Manufacturer code Giesse: 01094410 -white 01094376 -gray 01094500 -black - Colors: 01- white; 02 - gray; 03 - black		
135.021		- Dodatni set ključanja po širini i visini za krilo dimenzija L>1000 mm i H>1200 mm - Oznaka proizvođača Giesse: 04770000 - additional set for horizontal and vertical locking for a sash dimensions L>1000 mm and H>1200 mm - Manufacturer code Giesse: 04770000		

Oznaka Code	Izgled-presjek View-cross section	Opis Description	Materijal Material	Napomena Remark
135.014		- Dodatne škare za krilo šire od 1000 mm - Oznaka proizvođača Giesse: 04301000 - Additional fricton stays for a sash wider than 1000 mm - Manufacturer code Giesse: 04301000		
135.029		- Dodatno ključanje - zapinjač - Oznaka proizvođača Giesse: 04030000 - Additional locking - adjustable fastening pawl - Manufacturer code Giesse: 04030000		
143.042		- Dodatno ključanje - prihvatnik zapinjača - Oznaka proizvođača Giesse: 01347000 - Additional locking - striker - Manufacturer code Giesse: 01347000		

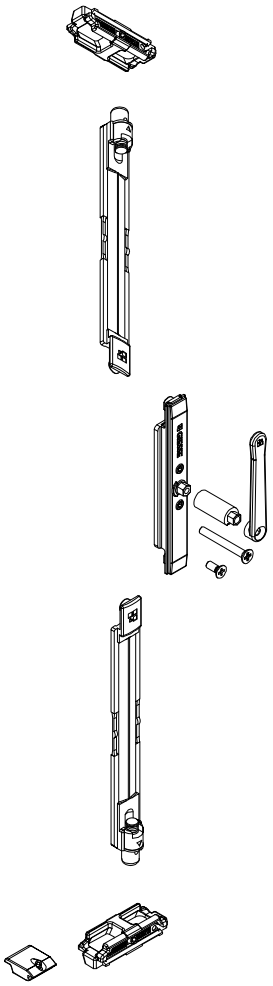
OKOV ZA FIKSIRANJE POMOĆNOG KRILA - GIESSE
LOCKING MECHANISM FOR AUXILARY SASH - GIESSE



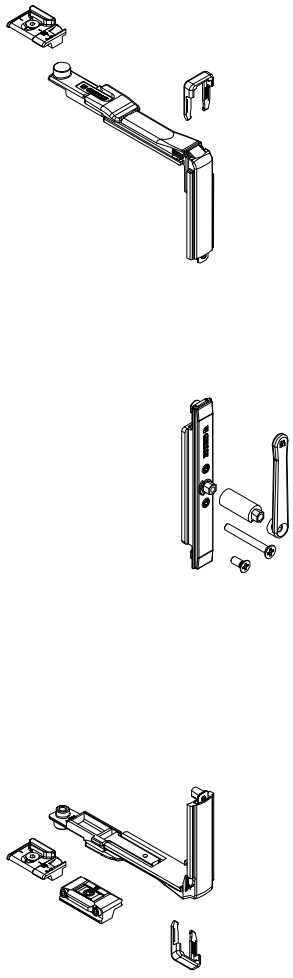


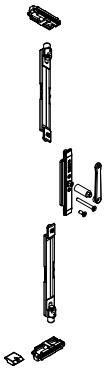
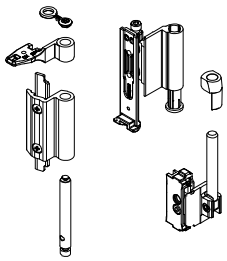
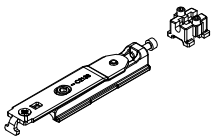
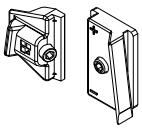


- **143.047** Okov za fiksiranje pomoćnog krila u dvije točke (montiranje okova u krilo)
- Oznaka proizvođača Giesse: 02178000
- **143.047** Locking mechanism for auxiliary sash in two points (mechanism in the sash)
- Manufacturer code Giesse: 02178000

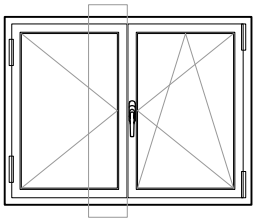


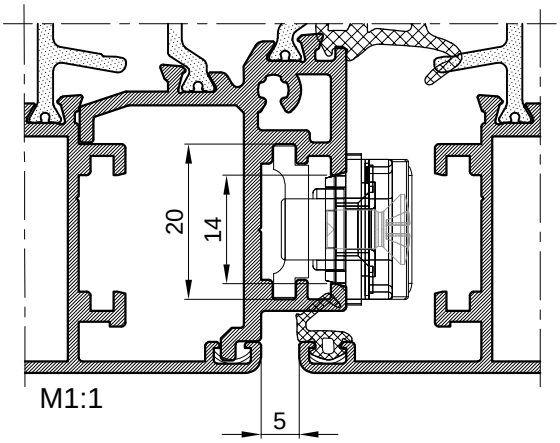
- **143.048** Okov za fiksiranje pomoćnog krila u više točaka; (montiranje okova u krilo)
- Oznaka proizvođača Giesse: 02179000
- **143.048** Locking mechanism for auxiliary sash - multiple points ; (mechanism in the sash)
- Manufacturer code Giesse: 02179000




Oznaka Code	Izgled-presjek View-cross section	Opis Description	Materijal Material	Napomena Remark
143.047		- Okov za fiksiranje pomoćnog krila u dvije točke (montiranje okova u krilo) - Oznaka proizvođača Giesse: 02178000 - Locking mechanism for auxiliary sash in two points (mechanism in the sash) - Manufacturer code Giesse: 02178000		
143.048		- Okov za fiksiranje pomoćnog krila u više točaka (montiranje okova u krilo) - Oznaka proizvođača Giesse: 02179000 - Locking mechanism for auxiliary sash in two points (mechanism in the sash) - Manufacturer code Giesse: 02179000		
135.016.01 **02** **03**		- Šarke nosivosti do 140 kg - Oznaka proizvođača Giesse: 04711410 - bijela 04711376 - siva 04711500 - crna - Boje: 01- bijela; 02 - siva;03 - crna - Hinges for weight load up to 140 kg - Manufacturer code Giesse: 04711410 - white 04711376 - gray 04711500 - black - Color: 01- white; 02 - gray;03 - black		
135.041		- Dodatni element za šarke 04711xxx (samo za gornju šarku) - Oznaka proizvođača Giesse: 04728000 - Additional element for hinges 04711xxx (only for the top hinge) - Manufacturer code Giesse: 04728000		
143.045		- Dodatno (pasivno) ključanje - Oznaka proizvođača Giesse: 01350K - Additional (passive) locking - Manufacturer code Giesse: 01350K		

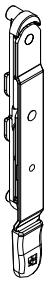
OKOV ZA FIKSIRANJE POMOĆNOG KRILA - GIESSE
LOCKING MECHANISM FOR AUXILARY SASH - GIESSE



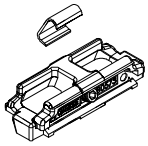
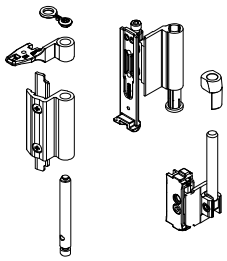
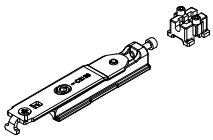
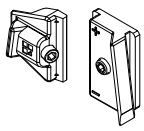
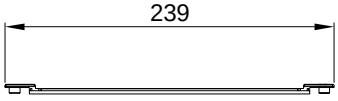


- **143.043** Okov za fiksiranje pomoćnog krila u dvije točke (montiranje okova u kombatutu)
- Oznaka proizvođača Giesse: 02191K
- **143.043** Locking mechanism for auxiliary sash in two points (mechanism in the flying mullion)
- Manufacturer code Giesse: 02191K

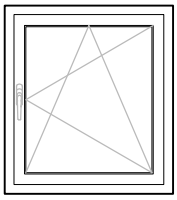




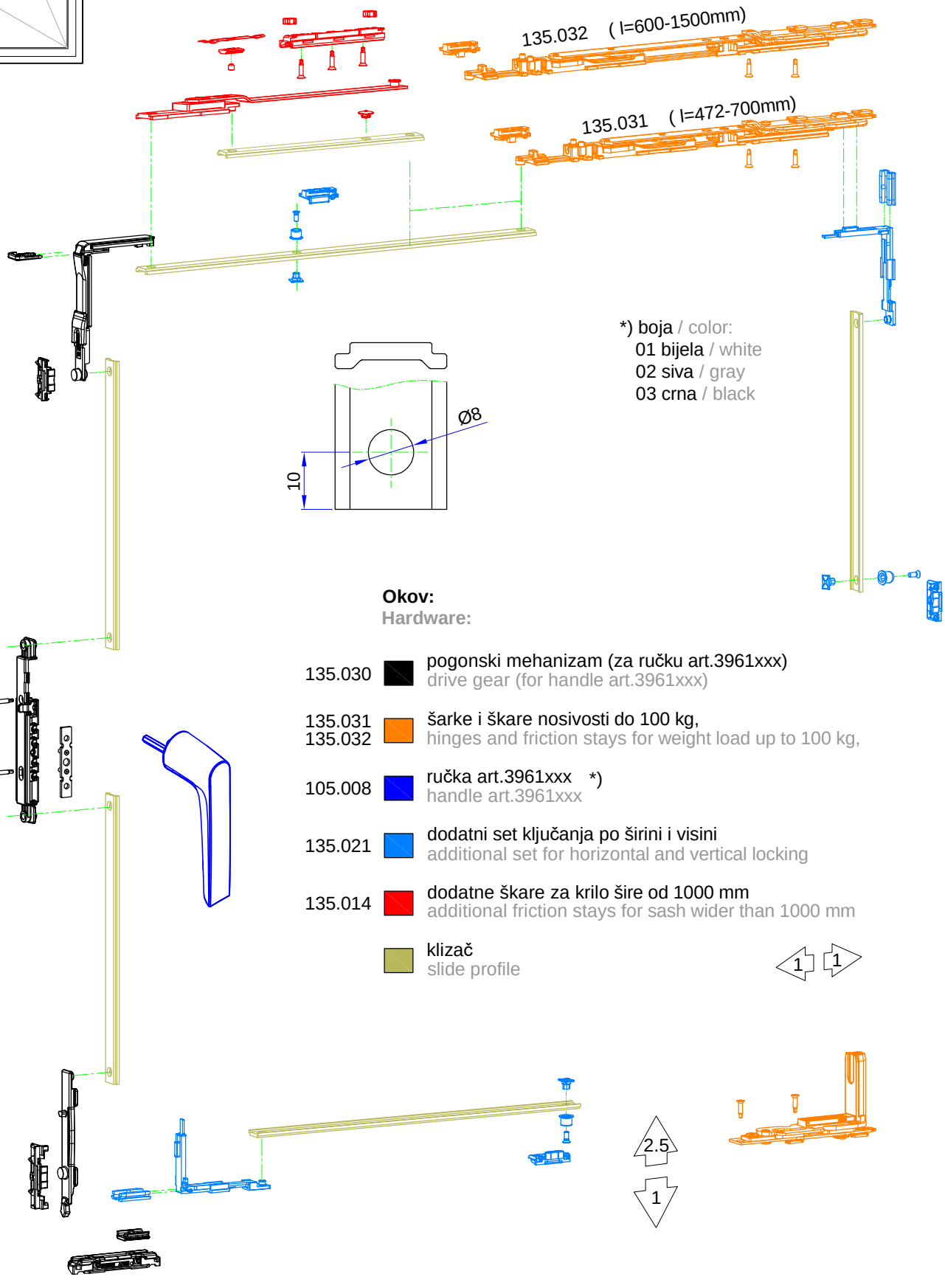


Oznaka Code	Izgled-presjek View-cross section	Opis Description	Materijal Material	Napomena Remark
143.043		- Okov za fiksiranje pomoćnog krila u dvije točke (montiranje okova u kombatutu) - Oznaka proizvođača Giesse: 02191K - Locking mechanism for auxiliary sash in two points (mechanism in the flying mullion) - Manufacturer code Giesse: 02191K		
143.046		- Prihvat zapinjača - Oznaka proizvođača Giesse: 01348K - Striker - Manufacturer code Giesse: 01348K		
135.016.01 **02** **03**		- Šarke nosivosti do 140 kg - Oznaka proizvođača Giesse: 04711410 - bijela 04711376 - siva 04711500 - crna - Boje: 01- bijela; 02 - siva;03 - crna - Hinges for weight load up to 140 kg - Manufacturer code Giesse: 04711410 - white 04711376 - gray 04711500 - black - Color: 01- white; 02 - gray;03 - black		
135.041		- Dodatni element za šarke 04711xxx (samo za gornju šarku) - Oznaka proizvođača Giesse: 04728000 - Additional element for hinges 04711xxx (only for the top hinge) - Manufacturer code Giesse: 04728000		
143.045		- Dodatni (pasivno) ključanje - Oznaka proizvođača Giesse: 01350K - Additional (passive) locking - Manufacturer code Giesse: 01350K		
143.050		- Priključna šipka za radni mehanizam - Oznaka proizvođača Giesse: 02187 - Connection rod for the operating mechanism - Manufacturer code Giesse: 02187		

SKRIVENI OTKLOPNO-ZAOKRETNI MEHANIZAM - GIESSE CHIC 3D 100 STANDARD
CONCEALED TILT-TURN MECHANISM - GIESSE CHIC 3D 100 STANDARD




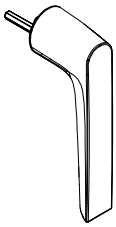
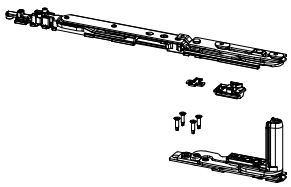
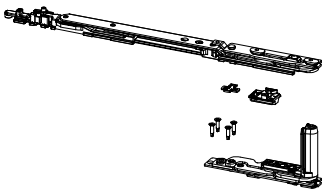
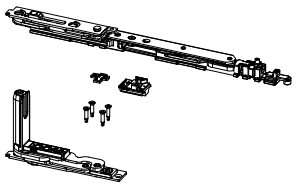
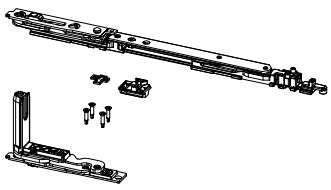
Nosivost max. 100 Kg (CHIC 3D 100) / 150 Kg (CHIC 3D 150)
Load max. 100 Kg (CHIC 3D 100) / 150 Kg (CHIC 3D 150)

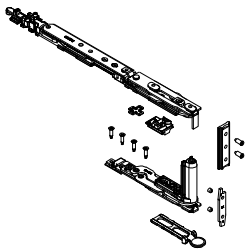
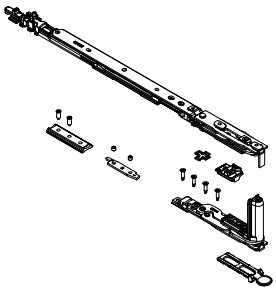
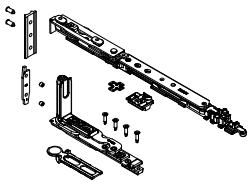
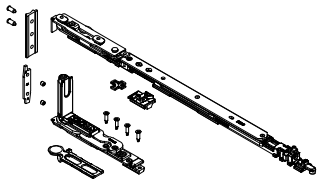
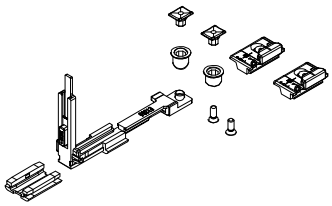
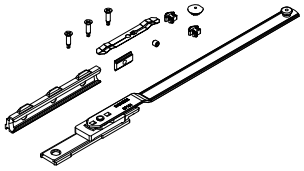


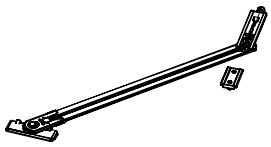
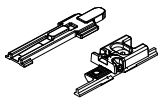
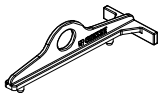
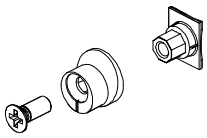
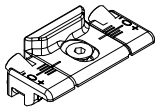
*) boja / color:
01 bijela / white
02 siva / gray
03 crna / black

Okov:
Hardware:

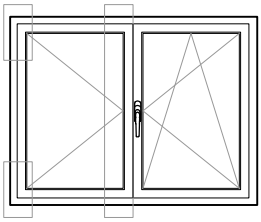
135.030		pogonski mehanizam (za ručku art.3961xxx) drive gear (for handle art.3961xxx)
135.031 135.032		šarke i škare nosivosti do 100 kg, hinges and friction stays for weight load up to 100 kg,
105.008		ručka art.3961xxx *) handle art.3961xxx
135.021		dodatni set ključanja po širini i visini additional set for horizontal and vertical locking
135.014		dodatne škare za krilo šire od 1000 mm additional friction stays for sash wider than 1000 mm
		klizač slide profile

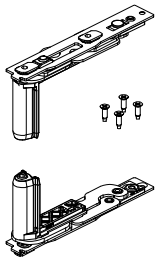
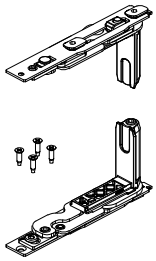
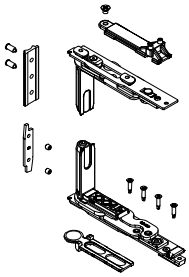
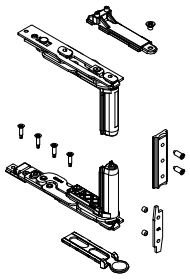
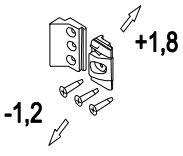
Oznaka Code	Izgled-presjek View-cross section	Opis Description	Materijal Material	Napomena Remark
135.030		- Pogonski mehanizam za Ultra mehanizam (...ručka 03961xxx) - Oznaka proizvođača Giesse: 0395200001 - Drive gear for Ultra mechanism (... handle 03961xxx) - Manufacturer code Giesse: 0395200001		
105.008.01 **02** **03**		- Ručka bez rozete, za Ultra mehanizam - Oznaka proizvođača Giesse: 03961410 -bijela 03961376 -siva 03961500 -crna - Boje: 01- bijela; 02 - siva; 03 - crna - Handle without rosette,for Ultra mechanism - Manufacturer code Giesse: 03961410 -white 03961376 -gray 03961500 -black - Colors: 01- white; 02 - gray; 03 - black		
135.031		- Šarka+škara T1, **desna** za krilo širine 472-700 mm - Oznaka proizvođača Giesse: 043550001 - Otvaranje krila do 180° - Za nosivost do **100 kg** - Hinge+friction stays T1,right for sash width 472-700 mm - Manufacturer code Giesse: 043550001 - Sash opening up 180° - For weight load up to **100 kg**		
135.032		- Šarka+škara T2, **desna** za krilo širine 600-1500 mm - Oznaka proizvođača Giesse: 043560001 - Otvaranje krila do 180° - Za nosivost do **100 kg** - Hinge+friction stays T2, right for sash width 600-1500 mm - Manufacturer code Giesse: 043560001 - Sash opening up 180° - For weight load up to **100 kg**		
135.033		- Šarka+škara T1, **lijeva** za krilo širine 472-700 mm - Oznaka proizvođača Giesse: 043550002 - Otvaranje krila do 180° - Za nosivost do **100 kg** - Hinge+friction stays T1, left for sash width 472-700 mm - Manufacturer code Giesse: 043550002 - Sash opening up 180° - For weight load up to **100 kg**		
135.034		- Šarka+škara T2, **lijeva** za krilo širine 600-1500 mm - Oznaka proizvođača Giesse: 043560002 - Otvaranje krila do 180° - Za nosivost do **100 kg** - Hinge+friction stays T2, left for sash width 600-1500 mm - Manufacturer code Giesse: 043560002 - Sash opening up 180° - For weight load up to **100 kg**		

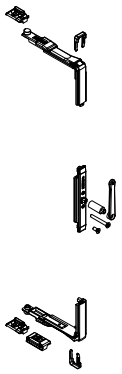
Oznaka Code	Izgled-presjek View-cross section	Opis Description	Materijal Material	Napomena Remark
135.043		- Šarka+škara T1, **desna** za krilo širine 472-700 mm - Oznaka proizvođača Giesse: 0436500011 - Otvaranje krila do 180° - Za nosivost do **150 kg** - Hinge+friction stays T1,right for sash width 472-700 mm - Manufacturer code Giesse: 0436500011 - Sash opening up 180° - For weight load up to **150 kg**		
135.044		- Šarka+škara T2, **desna** za krilo širine 600-1600 mm - Oznaka proizvođača Giesse: 0436600011 - Otvaranje krila do 180° - Za nosivost do **150 kg** - Hinge+friction stays T2, right for sash width 600-1600 mm - Manufacturer code Giesse: 0436600011 - Sash opening up 180° - For weight load up to **150 kg**		
135.045		- Šarka+škara T1, **lijeva** za krilo širine 472-700 mm - Oznaka proizvođača Giesse: 0436500021 - Otvaranje krila do 180° - Za nosivost do **150 kg** - Hinge+friction stays T1, left for sash width 472-700 mm - Manufacturer code Giesse: 0436500021 - Sash opening up 180° - For weight load up to **150 kg**		
135.046		- Šarka+škara T2, **lijeva** za krilo širine 600-1600 mm - Oznaka proizvođača Giesse: 0436600021 - Otvaranje krila do 180° - Za nosivost do **150 kg** - Hinge+friction stays T2, left for sash width 600-1600 mm - Manufacturer code Giesse: 0436600021 - Sash opening up 180° - For weight load up to **150 kg**		
135.021		- Dodatni set ključanja po širini i visini za krilo dimenzija L>1000 mm i H>1200 mm - Oznaka proizvođača Giesse: 04770000 - Additional set for horizontal and vertical locking for sash dimensions L>1000 mm and H>1200 mm - Manufacturer code Giesse: 04770000		
135.014		- Dodatne škare za krilo šire od 1000 mm - Oznaka proizvođača Giesse: 04301000 - Additional fricton stays for a sash over 1000 mm - Manufacturer code Giesse: 04301000		

Oznaka Code	Izgled-presjek View-cross section	Opis Description	Materijal Material	Napomena Remark
135.023		- Graničnik otvaranja krila, za L>500, od 25° do 120° - Oznaka proizvođača Giesse: 02030000 - Sash opening limiter arm, for L>500, from 25° to 120° - Manufacturer code Giesse: 02030000		
135.035		- Dodatni element za škaru, za dimenzije krila H<1200 mm, L>1000 mm - Oznaka proizvođača Giesse: 04357000 - Additional element for friction stays, for sash dimensions H<1200 mm, L>1000 mm - Manufacturer code Giesse: 04357000		
135.036		- Šablon za pozicioniranje škara - Oznaka proizvođača Giesse: 03535 - Template for positioning friction stays - Manufacturer code Giesse: 03535		
135.029		- Dodatno ključanje - zapinjač - Oznaka proizvođača Giesse: 04030000 - Additional locking - adjustable fastening pawl - Manufacturer code Giesse: 04030000		
143.042		- Dodatno ključanje - prihvatnik zapinjača - Oznaka proizvođača Giesse: 01347000 - Additional locking - striker - Manufacturer code Giesse: 01347000		

SKRIVENI OKOV ZA FIKSIRANJE POMOĆNOG KRILA - GIESSE CHIC 3D
CONCEALED LOCKING MECHANISM FOR AUXILIARY SASH - GIESSE CHIC 3D



Oznaka Code	Izgled-presjek View-cross section	Opis Description	Materijal Material	Napomena Remark
115.011		- Skrivene šarke za pomoćno krilo - **lijeve** - Oznaka proizvođača Giesse: 043540002 - Za nosivost do **100 kg** - Concealed hinges for the auxiliary sash - **left** - Manufacturer code Giesse: 043540002 - For weight load up to **100 kg**		
115.012		- Skrivene šarke za pomoćno krilo - **desne** - Oznaka proizvođača Giesse: 043540001 - Za nosivost do **100 kg** - Concealed hinges for the auxiliary sash - **right** - Manufacturer code Giesse: 043540001 - For weight load up to **100 kg**		
115.013		- Skrivene šarke za pomoćno krilo - **lijeve** - Oznaka proizvođača Giesse: 0436400021 - Za nosivost do **150 kg** - Concealed hinges for the auxiliary sash - **left** - Manufacturer code Giesse: 0436400021 - For weight load up to **150 kg**		
115.014		- Skrivene šarke za pomoćno krilo - **desne** - Oznaka proizvođača Giesse: 0436400011 - Za nosivost do **150 kg** - Concealed hinges for the auxiliary sash - **right** - Manufacturer code Giesse: 0436400011 - For weight load up to **150 kg**		
143.044		- Dodatno (pasivno) ključanje (za h=1200-1800 -1 kom, a preko 1800 -2 kom) - Oznaka proizvođača Giesse: 04358000 - Additional (passive) locking (for h=1200-1800 -1 pc, and over 1800 -2 pcs) - Manufacturer code Giesse: 04358000		

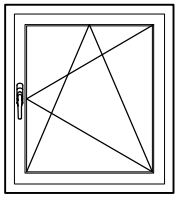
Oznaka Code	Izgled-presjek View-cross section	Opis Description	Materijal Material	Napomena Remark
143.048		- Okov za fiksiranje pomoćnog krila u više točaka (montiranje okova u krilo) - Oznaka proizvođača Giesse: 02179000 - Locking mechanism for auxiliary sash in two points (mechanism in the sash) - Manufacturer code Giesse: 02179000		

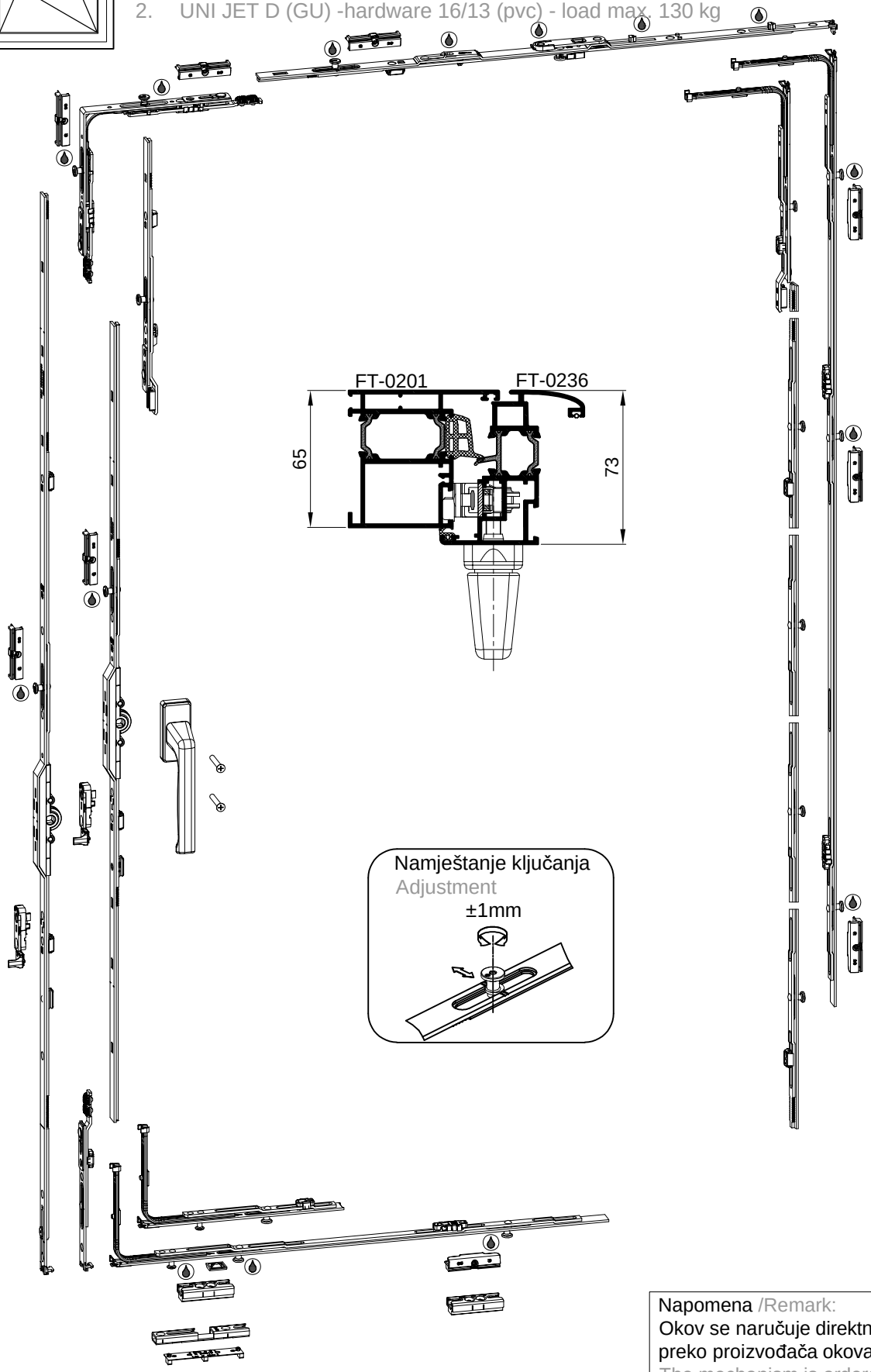
Otklopno-zaokretni okov za jednokrilni prozor:

1. UNI JET C (GU) -okov 16/13 (pvc) - max.nosivost 130 kg
2. UNI JET D (GU) -okov 16/13 (pvc) - max.nosivost 130 kg

Tilt and turn hardware for a single-sash window:

1. UNI JET C (GU) -hardware 16/13 (pvc) - load max.130 kg
2. UNI JET D (GU) -hardware 16/13 (pvc) - load max. 130 kg





Namještanje ključanja
Adjustment
±1mm

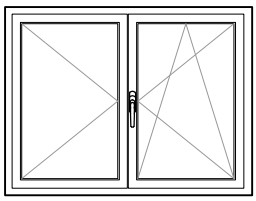
Napomena /Remark:
Okov se naručuje direktno
preko proizvođača okova -GU
The mechanism is ordered directly
through the hardware manufacturer -GU

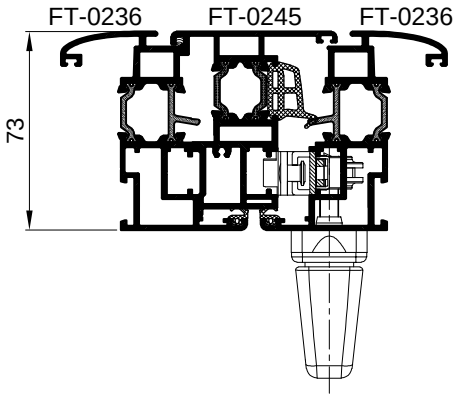
Otklopno-zaokretni okov za dvokrilni prozor:

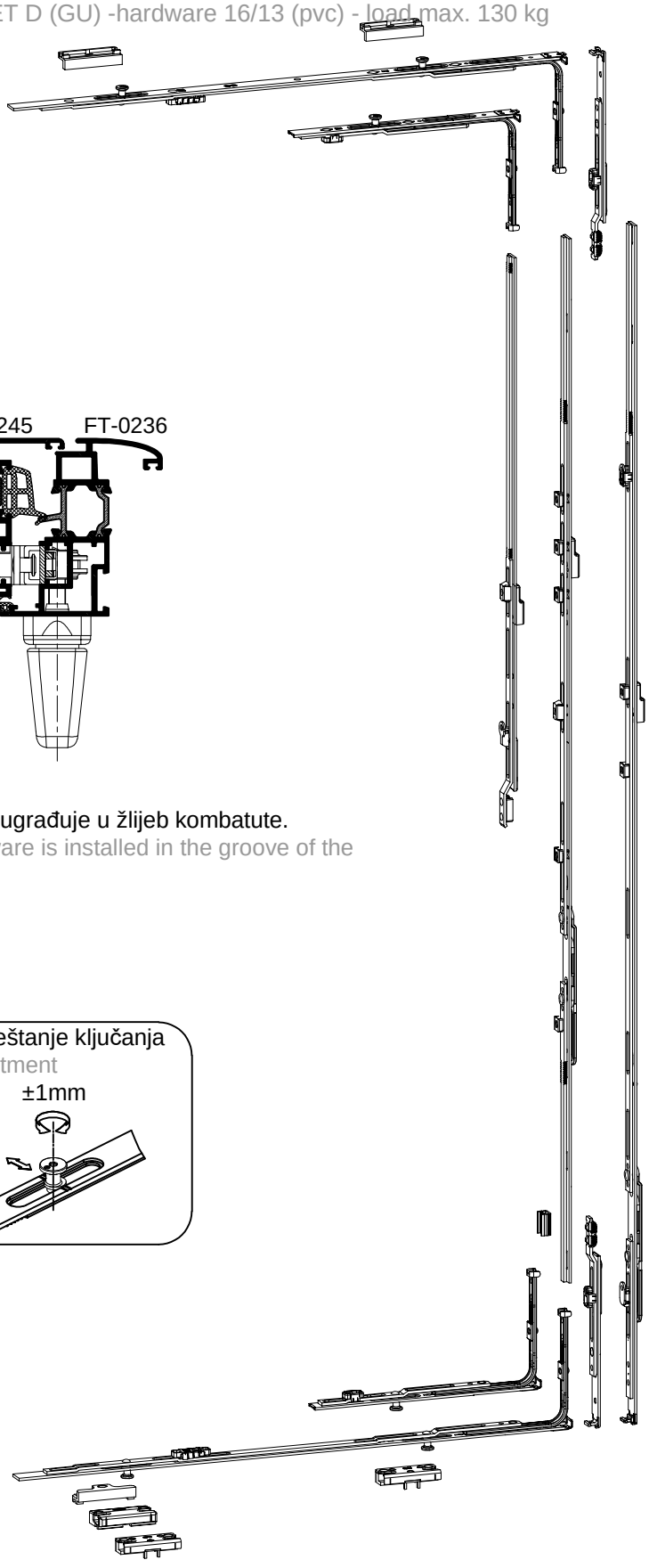
1. UNI JET C (GU) -okov 16/13 (pvc) - max.nosivost 130 kg
2. UNI JET D (GU) -okov 16/13 (pvc) - max.nosivost 130 kg

Tilt and turn hardware for a double-sash window:

1. UNI JET C (GU) -hardware 16/13 (pvc) - load max.130 kg
2. UNI JET D (GU) -hardware 16/13 (pvc) - load max. 130 kg



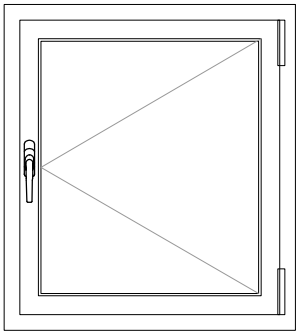


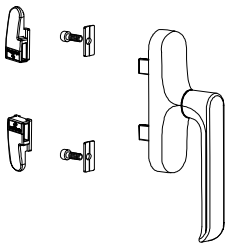
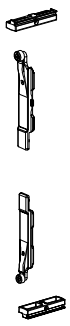
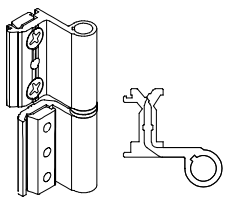


Okov pomoćnog krila se ugrađuje u žlijeb kombatute.
The auxiliary sash hardware is installed in the groove of the flying mullion.

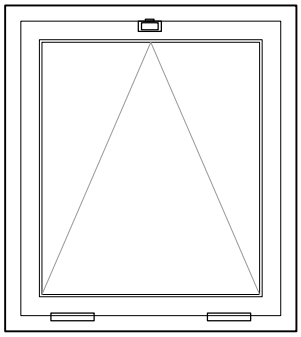
Napomena /Remark:
Okov se naručuje direktno
preko proizvođača okova -GU
The mechanism is ordered directly
through the hardware manufacturer -GU

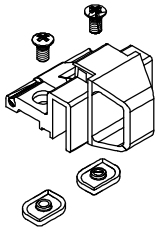
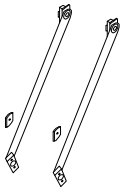
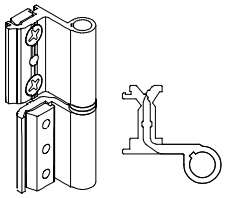
OKOV ZA ZAOKRETNO OTVARANJE
TURN OPENING MECHANISM



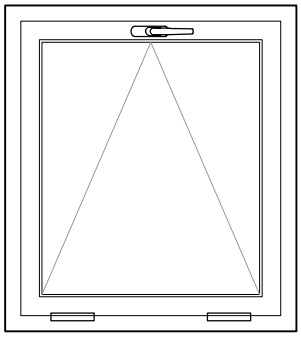
Oznaka Code	Izgled-presjek View-cross section	Opis Description	Materijal Material	Napomena Remark
104.011.01 **02** **03**		- Ručka za prozor - Oznaka proizvođača Stublina: 1102.00.310 -bijela 315 -siva 313 -crna - Boje: 01- bijela; 02 - siva;03 - crna - Window handle - Manufacturer code Stublina: 1102.00.310 -white 315 -gray 313 -black - Color: 01- white; 02 - gray;03 - black	AlSi Zamak	
144.044		- Set zapinjača s prihvatom - Oznaka proizvođača Stublina: 4009.30 - Set of locking bolts with acceptor - Manufacturer code Stublina: 4009.30		
111.001.01 **02** **03**		- Dvodijelna šarka EURO ŽLIJEB - Stara oznaka E-100 - Boje: 01- bijela; 02 - siva;03 - crna - Two-part hinge EURO GROOVE - Former code E-100 - Color: 01- white; 02 - gray;03 - black		

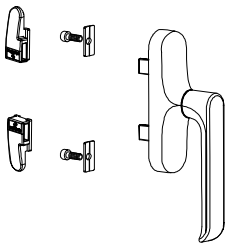
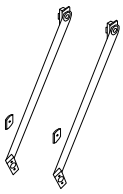
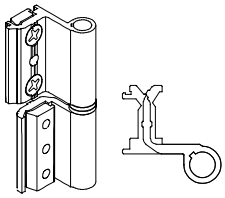
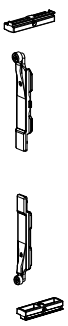
OTKLOPNI MEHANIZAM (VENTUS) S BRAVICOM ZA ZATVARANJE
TILT MECHANISM (VENTUS) WITH LOCK FOR CLOSING



Oznaka Code	Izgled-presjek View-cross section	Opis Description	Materijal Material	Napomena Remark
124.005.01 **02** **03**		- Bravica (škljoca) za zatvaranje otklopnog prozora - Oznaka proizvođača Stublina: 1014.00.310 -bijela 315 -siva 313 -crna - Boje: 01- bijela; 02 - siva;03 - crna - Closing lock for tilt window - Manufacturer code Stublina: 1014.00.310 -white 315 -gray 313 -black - Color: 01- white; 02 - gray;03 - black		
131.002		- Škare za otklopni prozor - Stara oznaka: E-350 - Friction stays for tilt window - Former code: E-350		
111.001.01 **02** **03**		- Dvodijelna šarka EURO ŽLIJEB - Stara oznaka E-100 - Boje: 01- bijela; 02 - siva;03 - crna - Two-part hinge EURO GROOVE - Former code E-100 - Color: 01- white; 02 - gray;03 - black		

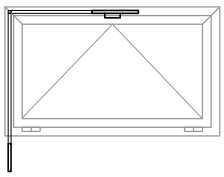
OTKLOPNI MEHANIZAM (VENTUS) S RUČKOM
TILT MECHANISM (VENTUS) WITH HANDLE

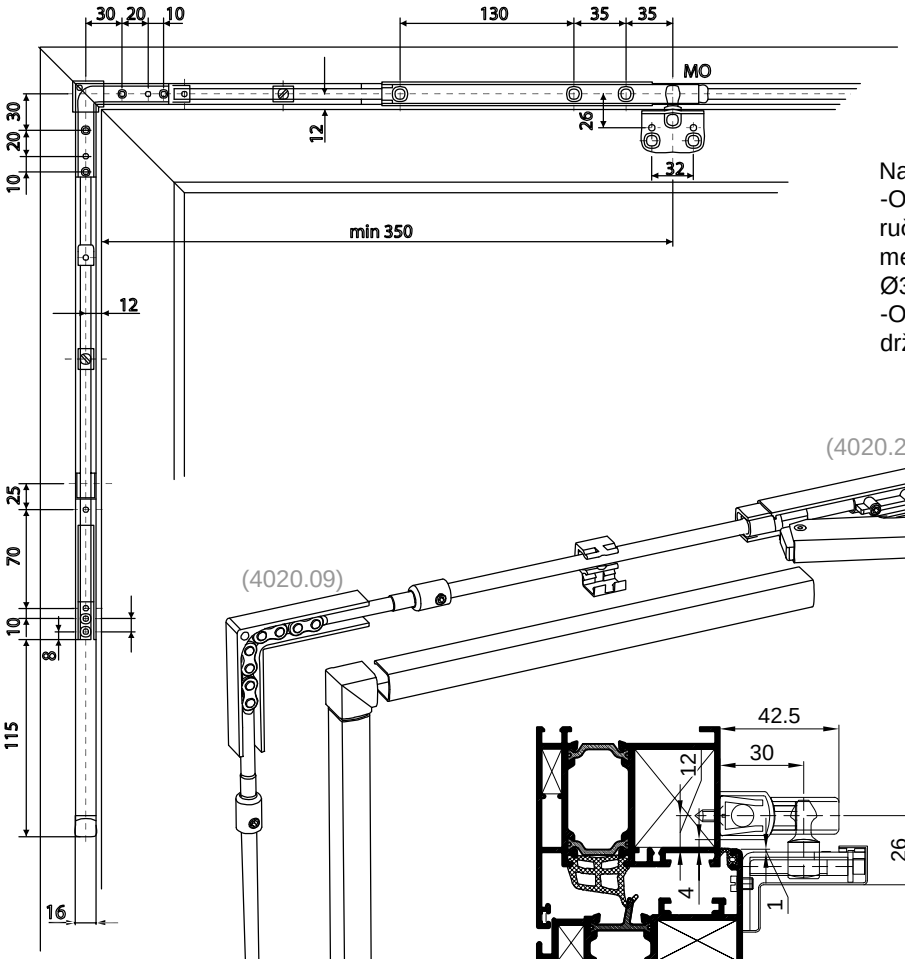


Oznaka Code	Izgled-presjek View-cross section	Opis Description	Materijal Material	Napomena Remark
104.011.01 **02** **03**		- Ručka za prozor - Oznaka proizvođača Stublina: 1102.00.310 -bijela 315 -siva 313 -crna - Boje: 01- bijela; 02 - siva;03 - crna - Window handle - Manufacturer code Stublina: 1102.00.310 -white 315 -gray 313 -black - Color: 01- white; 02 - gray;03 - black	AlSi Zamak	
131.002		- Škare za otklopni prozor - Stara oznaka: E-350 - Friction stays for tilt window - Former code: E-350		
111.001.01 **02** **03**		- Dvodijelna šarka EURO ŽLIJEB - Stara oznaka E-100 - Boje: 01- bijela; 02 - siva;03 - crna - Two-part hinge EURO GROOVE - Former code E-100 - Color: 01- white; 02 - gray;03 - black		
144.044		- Set zapinjača s prihvatom - Oznaka proizvođača Stublina: 4009.30 - Set of locking bolts with acceptor - Manufacturer code Stublina: 4009.30		

134.006.xx- OTKLOPNI MEHANIZAM (VENTUS) S RUČKOM ZA VISINU - STUBLINA (art.4020.00)

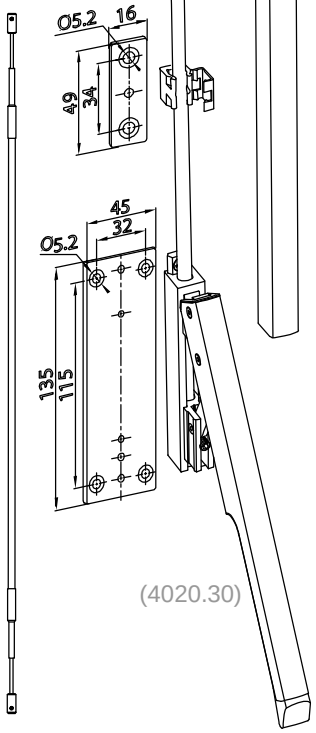
134.006.xx- TILT MECHANISM (VENTUS) WITH HANDLE FOR HEIGHT - STUBLINA (art.4020.00)

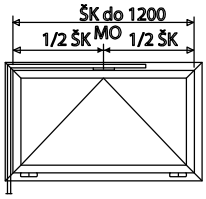




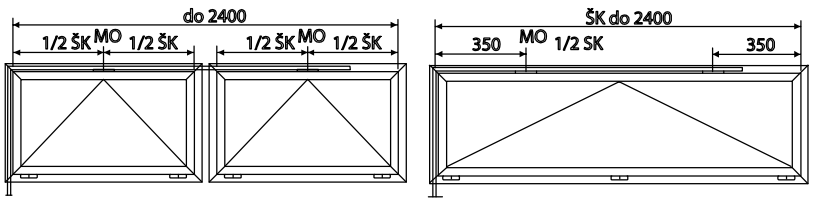
Napomena:
-Otvore na štoku za ugradnju pogonoske ručice 4020.30, kutnog okova 4020.09 mehanizama otvarača 4020.20 bušiti na Ø3mm.
-Otvore na krilu za ugradnju kutnog nosača držača krila 4020.05 bušiti na Ø5.2mm

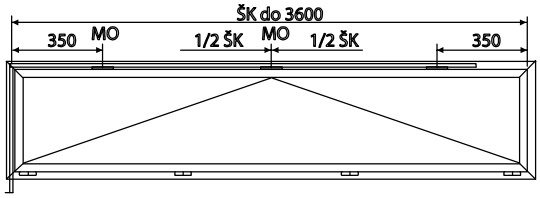
Remark:
-Openings on frame for the handle 4020.30, corner hardware 4020.09 and opening mechanism 4020.20 drill for Ø3mm
-Openings on sash for installation of corner bracket plate holder 4020.05 drill for Ø5.2mm



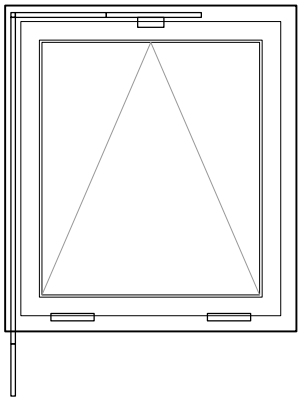


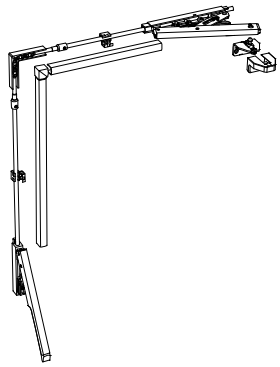
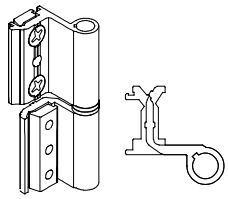
Legenda / Legend:
Mehanizam otvarača / Opening mechanism.....Mo
Širina krila / Sash width.....ŠK



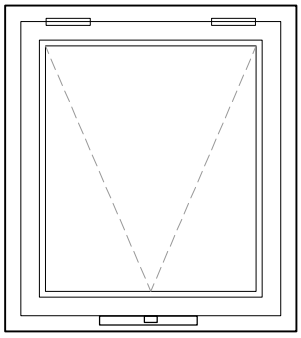


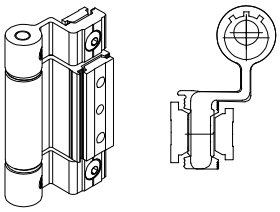
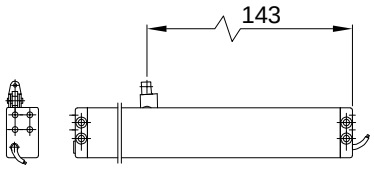
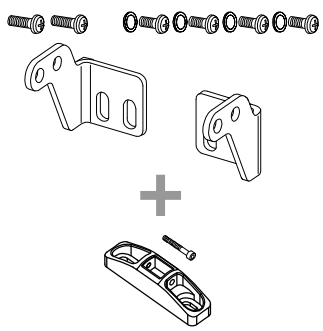
OTKLOPNI MEHANIZAM (VENTUS) S RUČKOM ZA VISINU
TILT MECHANISM (VENTUS) WITH HANDLE FOR HEIGHT



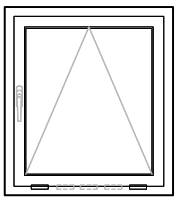
Oznaka Code		Opis Description	Materijal Material	Napomena Remark
134.006.01 **02** **03**		- Ventus set širina krila do 1200 mm - Oznaka proizvođača Stublina: 4020.00.310 -bijela 315 -siva 313 -crna - Boje: 01- bijela; 02 - siva;03 - crna - Ventus set - sash width up to 1200 mm - Manufacturer code Stublina: 4020.00.310 -white 315 -gray 313 -black - Color: 01- white; 02 - gray;03 - black		
111.001.01 **02** **03**		- Dvodijelna šarka EURO ŽLIJEB - Stara oznaka E-100 - Boje: 01- bijela; 02 - siva;03 - crna - Two-part hinge EURO GROOVE - Former code E-100 - Color: 01- white; 02 - gray;03 - black		

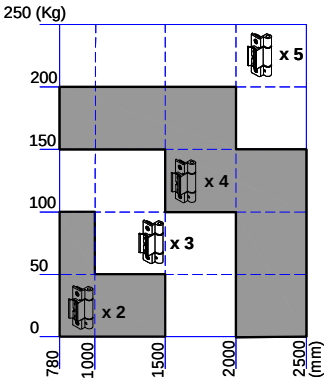
OTKLOPNI MEHANIZAM (VENTUS) S ELEKTROMOTOROM
TILT MECHANISM (VENTUS) WITH ELECTRIC MOTOR

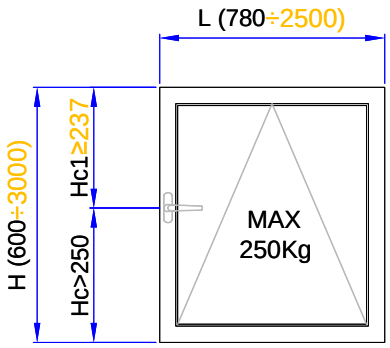


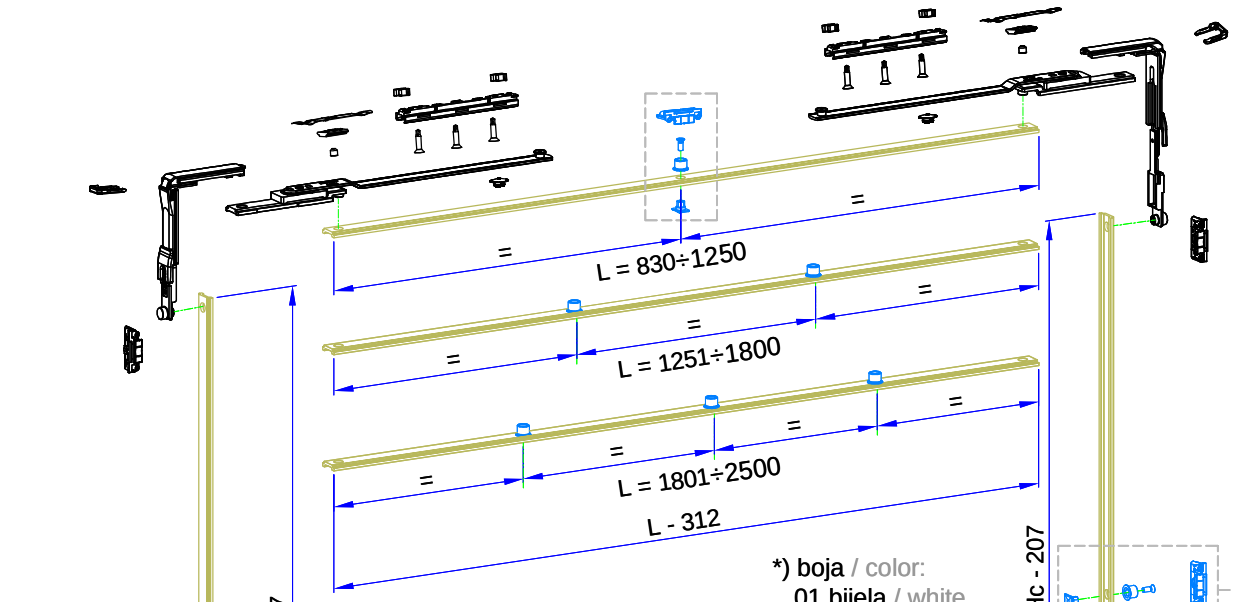
Oznaka Code		Opis Description	Materijal Material	Napomena Remark
114.005.01 **02** **03**		- Trodijelna šarka-*EURO ŽLIJEB* - Oznaka proizvođača Stublina: 2129.00.310 -bijela 315 -siva 313 -crna - Boje: 01- bijela; 02 - siva;03 - crna - Three-part hinge-*EURO GROOVE* - Manufacturer code Stublina: 2129.00.310 -white 315 -gray 313 -black - Color: 01- white; 02 - gray;03 - black		
142.073 **142.074** **142.094**		Lančani motor za otvaranje i zatvaranje KS2 200 S12 24V R, hod 200 mm; Oznaka proizvođača AUMÜLLER (GU): 521620 Chain motor for opening and closing KS2 200 S12 24V R; stroke length 200 mm; Manufacturer code AUMÜLLER (GU): 521620 Lančani motor za otvaranje i zatvaranje KS2 300 S12 24V R, hod 300 mm; Oznaka proizvođača AUMÜLLER (GU): 521630 Chain motor for opening and closing KS2 300 S12 24V R; stroke length 300 mm; Manufacturer code AUMÜLLER (GU): 521630 Lančani motor za otvaranje i zatvaranje KS2 400 S12 24V R, hod 400 mm; Oznaka proizvođača AUMÜLLER (GU): 521640 Chain motor for opening and closing KS2 400 S12 24V R; stroke length 400 mm; Manufacturer code AUMÜLLER (GU): 521640		
142.071 **142.072**		K94 nosači za motor KS2 Oznaka proizvođača AUMÜLLER (GU): 523921 Frame bracket K94 Manufacturer code AUMÜLLER (GU): 523921 F41 prihvatnik lanca motora KS2/KS4 Oznaka proizvođača AUMÜLLER (GU): 151440 Casement bracket F41 Manufacturer code AUMÜLLER (GU): 151440		

OTKLOPNI MEHANIZAM (VENTUS) S RUČKOM NA VERTIKALI
TILT MECHANISM (VENTUS) WITH THE HANDLE ON THE SIDE











*) boja / color:
01 bijela / white
02 siva / gray
03 crna / black

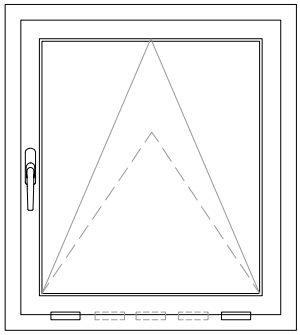
Okov:
Hardware:

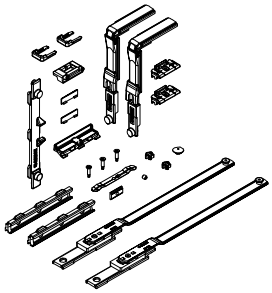
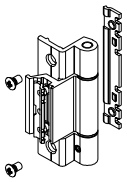
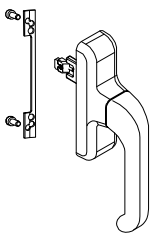
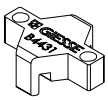
135.042	pogonski mehanizam (za ručku art.01094xxx) drive gear (for handle art.01094xxx)	
115.015	dvodijelna šarka two-part hinge	*)
105.005	ručka art.01094xxx handle art.01094xxx	*)
+		
143.049	blokada zaokretnog otvaranja (za ručku 01094xxx) turn opening block (for handle 01094xxx)	
135.029 143.042	dodatni set ključanja po širini i visini additional set for horizontal and vertical locking	
	klizač slide profile	

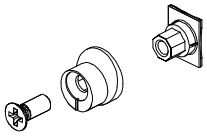
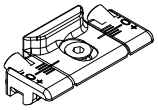




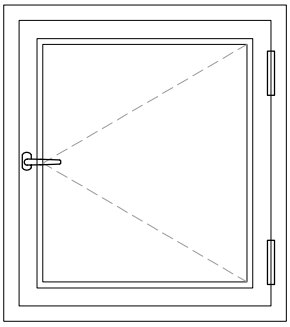
OTKLOPNI MEHANIZAM (VENTUS) S RUČKOM NA VERTIKALI
TILT MECHANISM (VENTUS) WITH THE HANDLE ON THE SIDE

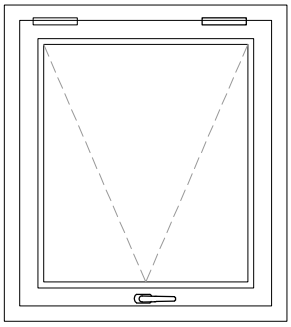


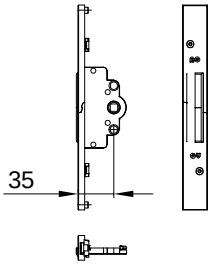
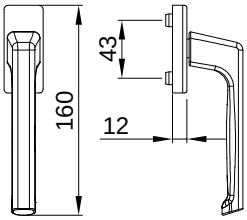
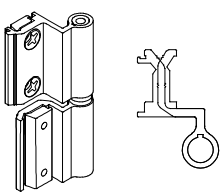
Oznaka Code	Izgled-presjek View-cross section	Opis Description	Materijal Material	Napomena Remark
135.042		- Pogonski mehanizam za otklopni prozor- (ventus) s ručkom na vertikali (..ručka 01094xxx) - Oznaka proizvođača Giesse: 01175000 - Drive gear for tilt window (ventus) with the handle on the side (... handle 01094xxx) - Manufacturer code Giesse: 01175000		
115.015.01 **02** **03**		- Dvodijelna šarka - Oznaka proizvođača Giesse: 00600410 -bijela 00600376 -siva 00600500 -crna - Boje: 01- bijela; 02 - siva;03 - crna - Two-part hinge - Manufacturer code Giesse: 00600410 -white 00600376 -gray 00600500 -black - Color: 01- white; 02 - gray;03 - black		
105.005.01 **02** **03**		- Ručka; (LA 86/104mm), FUTURA 3D (130 micro) - Oznaka proizvođača Giesse: 01094410 -bijela 01094376 -siva 01094500 -crna - Boje: 01- bijela; 02 - siva; 03 - crna - Handle; (LA 86/104mm), FUTURA 3D (130 micro) - Manufacturer code Giesse: 01094410 -bijela 01094376 -siva 01094500 -crna - Colors: 01- white; 02 - gray; 03 - black		
	+			
143.049		- Blokada zaokretnog otvaranja (...za ručku 01094xxx) - Oznaka proizvođača Giesse: 02235 - Turn opening block - Manufacturer code Stublina: 02235		


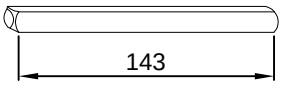
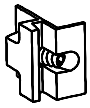
Oznaka Code	Izgled-presjek View-cross section	Opis Description	Materijal Material	Napomena Remark
135.029		- Dodatno ključanje - zapinjač - Oznaka proizvođača Giesse: 04030000 - Additional locking - adjustable fastening pawl - Manufacturer code Giesse: 04030000		
143.042		- Dodatno ključanje - prihvatnik zapinjača - Oznaka proizvođača Giesse: 01347000 - Additional locking - striker - Manufacturer code Giesse: 01347000		

OTKLOPNO (VENTUS) I ZAOKRETNO OTVARANJE
TILT (VENTUS) AND TURN OPENING

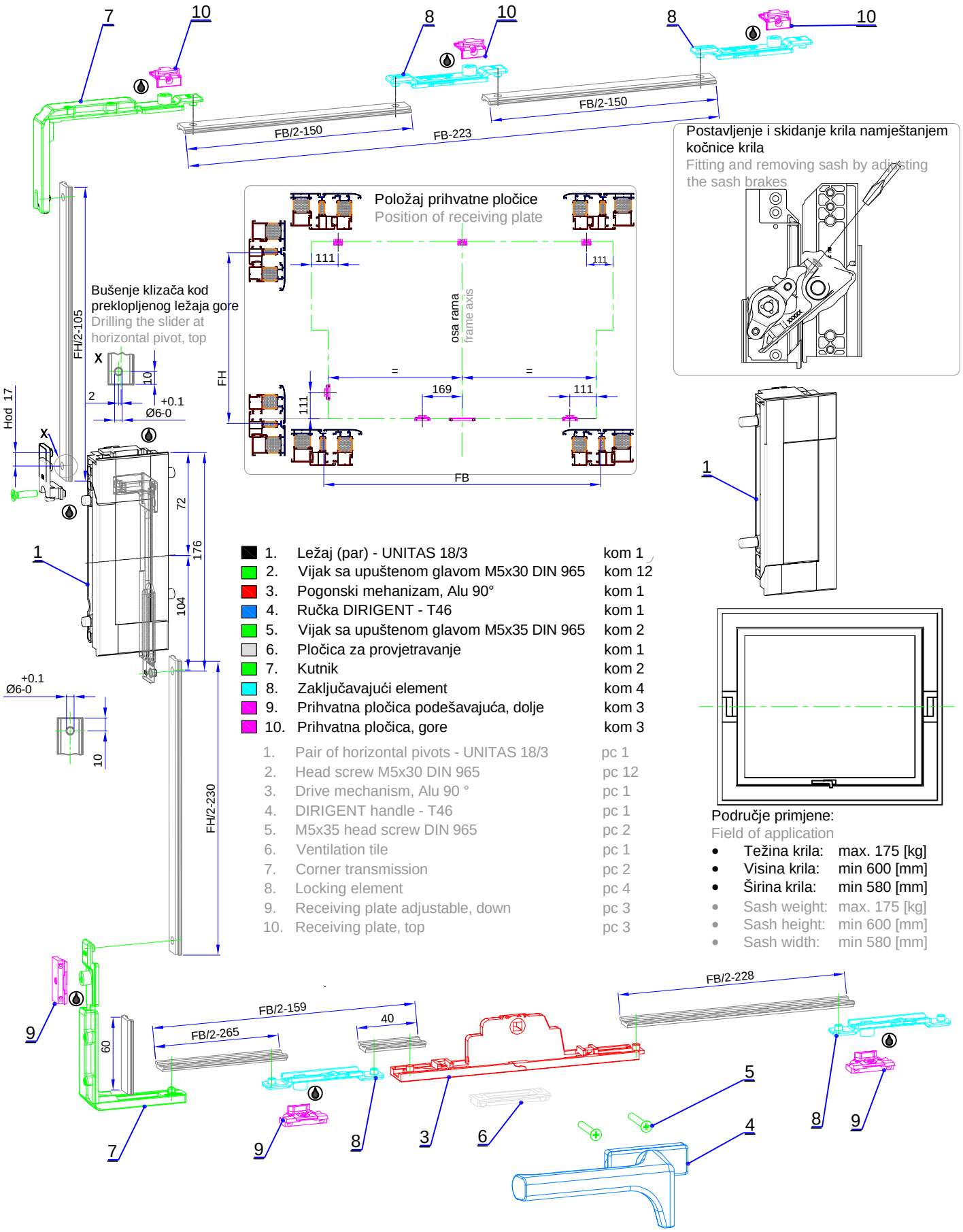




Oznaka Code	Izgled-presjek View-cross section	Opis Description	Materijal Material	Napomena Remark
122.047		- Pogonski ufrezavajući mehanizam (35 mm) za otvaranje vani (... ručka Dirigent-F) - Oznaka proizvođača GU: 6-25916-35-0-1 - Drive gear for outward opening (35 mm) (... handle Dirigent-F) - Manufacturer code GU: 6-25916-35-0-1		
102.001.01 **02** **03**		-Ručka Dirigent-F (GU) -Oznaka proizvođača: 6-28072-00-0- *11 siva* *6 crna* *7 bijela* -Handle Dirigent-F (GU) -Manufacturer code: 6-28072-00-0- *11 gray* *6 black* *7 white*		
111.003.01 **02** **03**		- Dvodijelna šarka-vani *EURO ŽLIJEB* - Stara oznaka EV-110 - Boje: 01- bijela; 02 - siva;03 - crna - Two-part hinge-outside *EURO GROOVE* - Former code EV-110 - Color: 01- white; 02 - gray;03 - black		

Oznaka Code	Izgled-presjek View-cross section	Opis Description	Materijal Material	Napomena Remark
134.018		- Teleskopski graničnik otvaranja krila - Oznaka proizvođača: 4066.00 - Telescopic sash opening limiter - Manufacturer code: 4066.00 (Stub.)		
102.002	 - pilati na: L= 88 mm - shorten to: L= 88 mm	- Četvrtka (duljina četvrtke 7x7 : L=143 mm) - Oznaka proizvođača: 9-26874-81-0-1 (GU) - Square spindle (spindle length 7x7: L=143 mm) - Manufacturer code: 9-26874-81-0-1 (GU)		
431.923		- Vijak M5x70, DIN 965 - Screw M5x70, DIN 965		
134.004		- Dodatno ključanje - prihvatnik zapinjača - Oznaka proizvođača Stublina: 4010.03 - Additional locking - striker - Manufacturer code Stublina: 4010.03		
134.005		- Dodatno ključanje - zapinjač - Oznaka proizvođača Stublina: 4010.27 - Additional locking - adjustable fastening pawl - Manufacturer code Stublina: 4010.27		

142.011 - SET OKOVA ZA PROZOR - OTVARANJE OKO SREDNJE VODORAVNE OSE - GU
142.011 - WINDOW HARDWARE SET - OPENING AROUND MIDDLE HORIZONTAL AXIS - GU

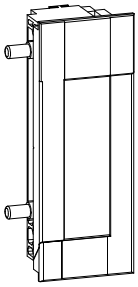
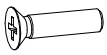
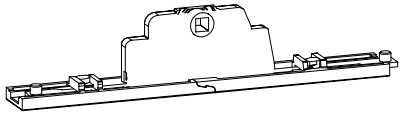
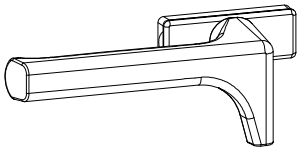


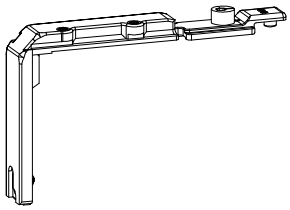
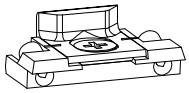
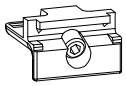
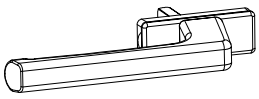
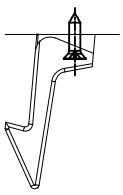
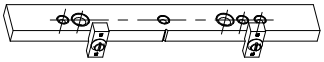
1.	Ležaj (par) - UNITAS 18/3	kom 1
2.	Vijak sa upuštenom glavom M5x30 DIN 965	kom 12
3.	Pogonski mehanizam, Alu 90°	kom 1
4.	Ručka DIRIGENT - T46	kom 1
5.	Vijak sa upuštenom glavom M5x35 DIN 965	kom 2
6.	Pločica za provjetravanje	kom 1
7.	Kutnik	kom 2
8.	Zaključavajući element	kom 4
9.	Prihvatna pločica podešavajuća, dolje	kom 3
10.	Prihvatna pločica, gore	kom 3

1.	Pair of horizontal pivots - UNITAS 18/3	pc 1
2.	Head screw M5x30 DIN 965	pc 12
3.	Drive mechanism, Alu 90 °	pc 1
4.	DIRIGENT handle - T46	pc 1
5.	M5x35 head screw DIN 965	pc 2
6.	Ventilation tile	pc 1
7.	Corner transmission	pc 2
8.	Locking element	pc 4
9.	Receiving plate adjustable, down	pc 3
10.	Receiving plate, top	pc 3

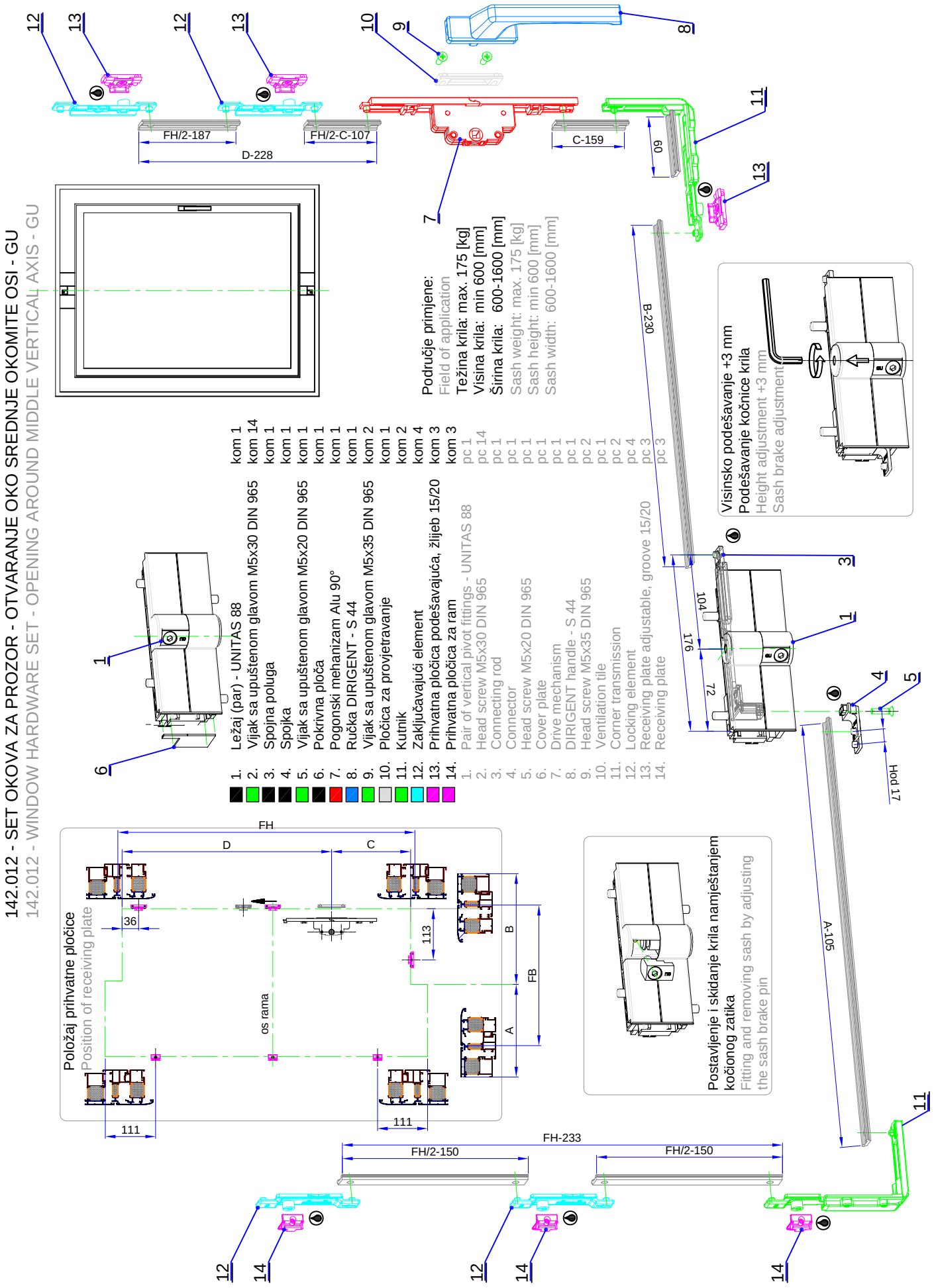
Područje primjene:
Field of application

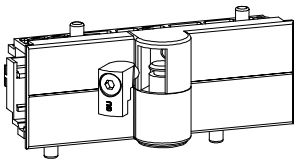
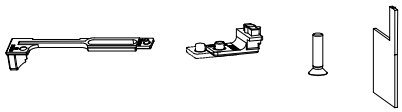
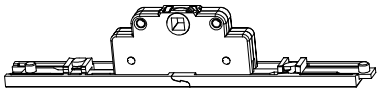
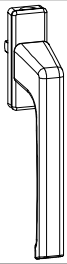
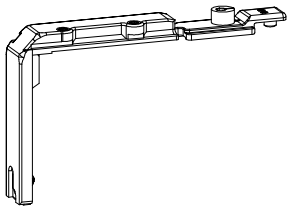
- Težina krila: max. 175 [kg]
- Visina krila: min 600 [mm]
- Širina krila: min 580 [mm]
- Sash weight: max. 175 [kg]
- Sash height: min 600 [mm]
- Sash width: min 580 [mm]

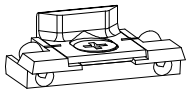
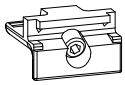
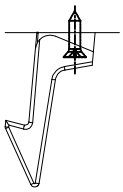
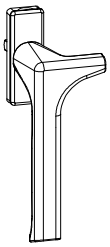
Oznaka Code	Izgled-presjek View-cross section	Opis Description	Materijal Material	Napomena Remark
142.036.01 10		-Ležaj (par) - UNITAS 18/3 -Oznaka proizvođača GU: 6-27212-08-P-7 - bijela 6-27212-08-P-1 - EV1 -Boje: 01 - bijela, 10 - EV1 -Pair of horizontal pivots - UNITAS 18/3 -Manufacturer code GU: 6-27212-08-P-7 - white 6-27212-08-P-1 - EV1 -Color: 01 - white, 10 - EV1		
142.037		-Vijak s upuštenom glavom M5x30 DIN 965 -Oznaka proizvođača GU: 9-13133-30-0 -Screw with countersunk head M5x30 DIN 965 -Manufacturer code GU: 9-13133-30-0		
142.038		-Pogonski mehanizam, Alu 90° -Oznaka proizvođača GU: 6-25948-37-0 -Drive mechanism -Manufacturer code GU: 6-25948-37-0		
142.039.01 10		-Ručka DIRIGENT - T 46 -Oznaka proizvođača GU: 6-29187-30-0 -Handle DIRIGENT - T 46 -Manufacturer code GU: 6-29187-30-0		
142.040		-Vijak s upuštenom glavom M5x35 DIN 965 -Oznaka proizvođača GU: 9-13133-35-0 -Screw with countersunk head M5x35 DIN 965 -Manufacturer code GU: 9-13133-35-0		
142.041		-Pločica za provjetravanje -Oznaka proizvođača GU: 6-25982-00-0 -Ventilation tile -Manufacturer code GU: 6-25982-00-0		

Oznaka Code	Izgled-presjek View-cross section	Opis Description	Materijal Material	Napomena Remark
142.042		-Kutnik -Oznaka proizvođača GU: 6-24529-00-0 -Corner transmission -Manufacturer code GU: 6-24529-00-0		
142.043		-Zaključavajući element -Oznaka proizvođača GU: 6-24539-00-0 -Locking element -Manufacturer code GU: 6-24539-00-0		
142.044		-Prihvatna pločica podešavajuća, dolje, žlijeb 15/20 -Oznaka proizvođača GU: 6-28832-00-0 -Receiving plate adjustable, down, groove 15/20 -Manufacturer code GU: 6-28832-00-0		
142.045		-Prihvatna pločica, gore -Oznaka proizvođača GU: 30959-01-0 -Receiving plate, top -Manufacturer code GU: 6-30959-01-0		
142.046.01 10		-Ručka DIRIGENT - S 44 -Oznaka proizvođača GU: 6-29189-30-0-7 - bijela 6-29189-30-0-11 - EV1 -Boje: 01 - bijela, 10 - EV1 -Handle DIRIGENT - S 44 -Manufacturer code GU: 6-29189-30-0-7 - white 6-29189-30-0-11 - EV1 -Color: 01 - white, 10 - EV1		Elementi po izboru Elements of your choice
142.047		-Element za zadržavanje krila u 180° -Oznaka proizvođača GU: 6-20017-00-0 -Sash retaining element 180° -Manufacturer code GU: 6-20017-00-0		Elementi po izboru Elements of your choice
142.048		-Šablon za ležaj -Oznaka proizvođača GU: 6-27419-00-0 -Drilling template for horizontal pivot -Manufacturer code GU: 6-27419-00-0		Elementi po izboru Elements of your choice

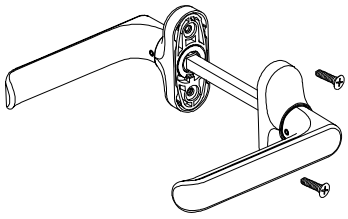
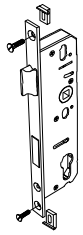
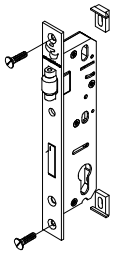
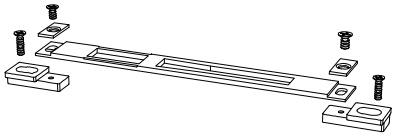
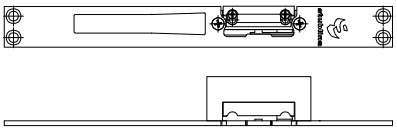
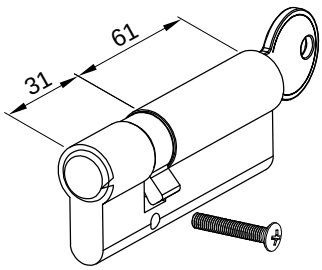
142.012 - SET OKOVA ZA PROZOR - OTVARANJE OKO SREDNJE OKOMITE OSI - GU
142.012 - WINDOW HARDWARE SET - OPENING AROUND MIDDLE VERTICAL AXIS - GU

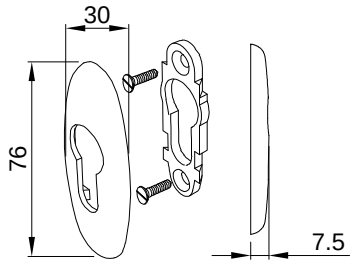
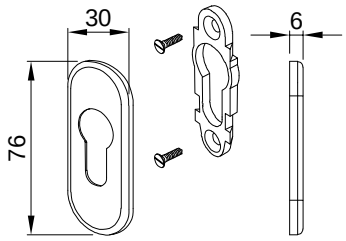


Oznaka Code	Izgled-presjek View-cross section	Opis Description	Materijal Material	Napomena Remark
142.049.01 10		-Ležaj (par) - UNITAS 88 -Oznaka proizvođača GU: 6-27337-08-P-7 - bijela 6-27337-08-P-1 - EV1 -Boje: 01 - bijela, 10 - EV1 -Pair of vertical pivot fittings - UNITAS 88 -Manufacturer code GU: 6-27337-08-P-7 - white 6-27337-08-P-1 - EV1 -Color: 01 - white, 10 - EV1		
142.037		-Vijak s upuštenom glavom M5x30 DIN 965 -Oznaka proizvođača GU: 9-13133-30-0 -Screw with countersunk head M5x30 DIN 965 -Manufacturer code GU: 9-13133-30-0		
142.067		-Set spojne poluge, spojke, vijka i pokrivne ploče -Oznaka proizvođača GU: K-14426-01-9 -Coupling rod, coupling, screw and cover plate set -Manufacturer code GU: K-14426-01-9		
142.038		-Pogonski mehanizam, Alu 90° -Oznaka proizvođača GU: 6-25948-37-0 -Drive mechanism -Manufacturer code GU: 6-25948-37-0		
142.046.01 10		-Ručka DIRIGENT - S 44 -Oznaka proizvođača GU: 6-29189-30-0-7 - bijela 6-29189-30-0-11 - EV1 -Boje: 01 - bijela, 10 - EV1 -Handle DIRIGENT - S 44 -Manufacturer code GU: 6-29189-30-0-7 - white 6-29189-30-0-11 - EV1 -Color: 01 - white, 10 - EV1		
142.040		-Vijak s upuštenom glavom M5x35 DIN 965 -Oznaka proizvođača GU: 9-13133-35-0 -Screw with countersunk head M5x35 DIN 965 -Manufacturer code GU: 9-13133-35-0		
142.042		-Kutni prijenosnik -Oznaka proizvođača GU: 6-24529-00-0 -Corner transmission -Manufacturer code GU: 6-24529-00-0		

Oznaka Code	Izgled-presjek View-cross section	Opis Description	Materijal Material	Napomena Remark
142.043		-Zaključavajući element -Oznaka proizvođača GU: 6-24539-00-0 -Locking element -Manufacturer code GU: 6-24539-00-0		
142.044		-Prihvatna pločica podešavajuća, dolje, žlijeb 15/20 -Oznaka proizvođača GU: 6-28832-00-0 -Receiving plate adjustable, down, groove 15/20 -Manufacturer code GU: 6-28832-00-0		
142.045		-Prihvatna pločica, gore -Oznaka proizvođača GU: 30959-01-0 -Receiving plate, top -Manufacturer code GU: 6-30959-01-0		
142.047		-Element za zadržavanje krila u 180° -Oznaka proizvođača GU: 6-20017-00-0 -Sash retaining element 180° -Manufacturer code GU: 6-20017-00-0		Elementi po izboru Elements of your choice
142.048		-Šablon za ležaj UNITAS 88 -Oznaka proizvođača GU: 6-27419-00-0 -Drilling template for vertical pivot fittings UNITAS 88 -Manufacturer code GU: 6-27419-00-0		Elementi po izboru Elements of your choice
142.039.01 10		-Ručka DIRIGENT - T 46 -Oznaka proizvođača GU: 6-29187-30-0-7 - bijela 6-29187-30-0-11 - EV1 -Boje: 01 - bijela, 10 - EV1 -Handle DIRIGENT - T 46 -Manufacturer code GU: 6-29187-30-0-7 - white 6-29187-30-0-11 - EV1 -Color: 01 - white, 10 - EV1		Elementi po izboru Elements of your choice
142.041		-Pločica za provjetravanje -Oznaka proizvođača GU: 6-25982-00-0 -Ventilation tile -Manufacturer code GU: 6-25982-00-0 samo za lijeve prozore-otvaranje unutra left window only - opening inward		Elementi po izboru Elements of your choice

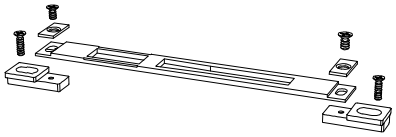
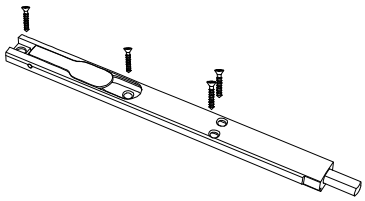
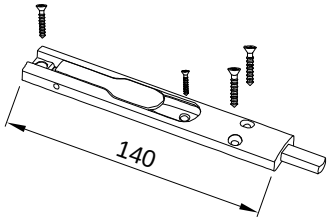
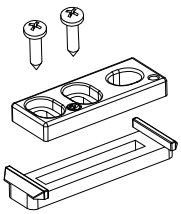
OKOV ZA JEDNOKRILNA VRATA - (otvaranje unutra i vani)
HARDWARE FOR SINGLE LEAF DOOR - (inward and outward opening)

Oznaka Code	Izgled-presjek View-cross section	Opis Description	Materijal Material	Napomena Remark
104.009.01 02 03		- Ručka za vrata ..... (duljina šipa 8x8 : L=160mm) - Oznaka proizvođača Stublina: 1132.20.310 -bijela 315 -siva 313 -crna - Boje: 01- bijela; 02 - siva;03 - crna - Door handle.....(length of pin 8x8 : L=160mm) - Manufacturer code Stublina: 1132.20.310 -white 315 -gray 313 -black - Color: 01- white; 02 - gray;03 - black	AlSi Zamak	
124.001		- Brava 35 mm s jezičkom - Oznaka proizvođača Stublina: 3022.00 - Lock 35 mm with latchbolt - Manufacturer code Stublina: 3022.00	Inox Čelik	
124.010		- Brava 35 mm s valjkom - Oznaka proizvođača Stublina: 3032.00 - Roller latch lock 35 mm - Manufacturer code Stublina: 3032.00	Inox	
124.003		- Prihvatnik jezička brave (šild) - Oznaka proizvođača Stublina: 3016.00 - Lock latchbolt acceptor - Manufacturer code Stublina: 3016.00	Čelik Zn	
124.043		- Prihvatni lim (ravni) s elektro otvaračem (SES1-008 (U-6-12V AC; I-980 mA; R-8.7Ω)) - Oznaka proizvođača Stublina: 3088.20.133 - Locking plate (flat) with electric door opener (SES1-008 (U-6-12V AC; I-980 mA; R-8.7Ω)) - Manufacturer code Stublina: 3088.20.133	Inox	Za lijeva i desna vrata For left and right door
124.002		- Uložak (cilindar) za bravu 35mm - Oznaka proizvođača Stublina: 5057.00.520 (dužina cilindra 92 mm (31+61)) - Lock insert (cylinder) 35mm - Manufacturer code Stublina: 5057.00.520 (cylinder length 92 mm (31+61))	Ni	

Oznaka Code	Izgled-presjek View-cross section	Opis Description	Materijal Material	Napomena Remark
124.032.01 **02** **03**		- Štitnik cilindra za bravu (par) - Oznaka proizvođača Stublina: 1031.04.310 -bijela 315 -siva 313 -crna - Boje: 01- bijela; 02 - siva; 03 - crna - Lock cylinder protector (two-sided) - Manufacturer code Stublina: 1031.04.310 -white 315 -gray 313 -black - Color: 01- white; 02 - gray; 03 - black	Zn Čelik	
124.035.01 **02** **03**		- Štitnik cilindra za bravu (par) - Oznaka proizvođača Stublina: 1131.04.310 -bijela 315 -siva 313 -crna - Boje: 01- bijela; 02 - siva; 03 - crna - Lock cylinder protector (two-sided) - Manufacturer code Stublina: 1131.04.310 -white 315 -gray 313 -black - Color: 01- white; 02 - gray; 03 - black	Zn Čelik	

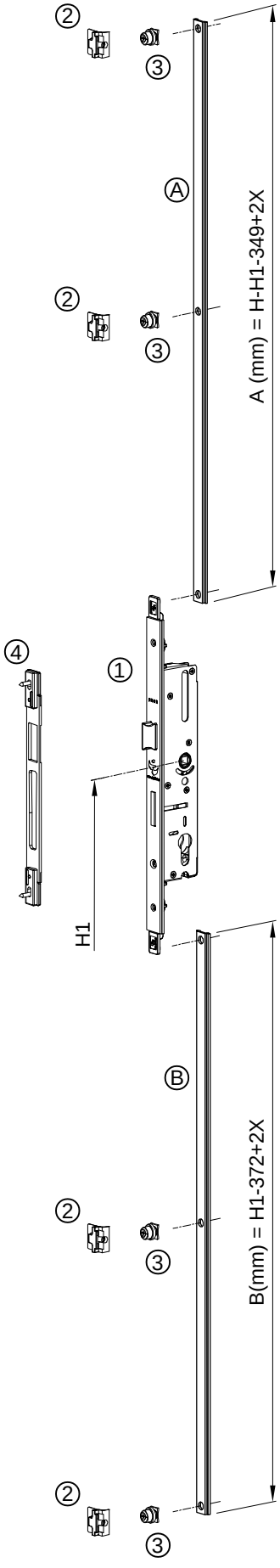
* Šarke za vrata biraju se po želji, ovisno o težini krila (stranica 203.08.003 i 203.08.004)
Door hinges can be chosen as desired, depending on the weight of the sash (page 203.08.003 and 203.08.004)

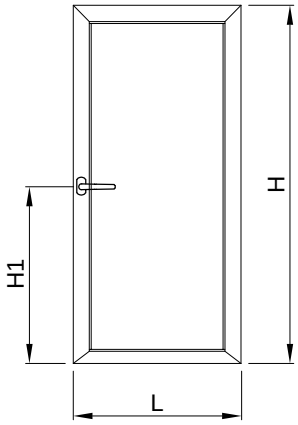
KLJUČANJE POMOĆNOG KRILA KOD DVOKRILNIH VRATA
LOCKING OF AUXILIARY LEAF ON DOUBLE DOOR

Oznaka Code	Izgled-presjek View-cross section	Opis Description	Materijal Material	Napomena Remark
124.003		- Prihvatnik jezička brave (šild) - Oznaka proizvođača Stublina: 3016.00 - Lock latchbolt acceptor (safety panel) - Manufacturer code Stublina: 3016.00	Prokrom Čelik	
144.003.01 **02** **03**		- Zapinjač-krakun za vrata - Oznaka proizvođača Stublina: 3006.00.310 -bijela 315 -siva 313 -crna - Boje: 01- bijela; 02 - siva;03 - crna - Door latch - Manufacturer code Stublina: 3006.00.310 -white 315 -gray 313 -black - Color: 01- white; 02 - gray;03 - black		
144.000.01 **02** **03**		- Zapinjač-krakun za vrata (kratki) - Oznaka proizvođača Stublina: 3061.00.310 -bijela 315 -siva 313 -crna - Boje: 01- bijela; 02 - siva; 03 - crna - Door latch (short) - Manufacturer code Stublina: 3061.00.310 -white 315 -gray 313 -black - Color: 01- white; 02 - gray; 03 - black		
124.044		- Prihvatnik zapinjača (krakuna) za vrata - Oznaka proizvođača Stublina: 3012.20 - Latch acceptor for the door - Manufacturer code Stublina: 3012.20	Zn PVC	

* Šarke za vrata biraju se po želji, ovisno o težini krila (stranice 203.08.003 i 203.08.004)
Door hinges can be chosen as desired, depending on the weight of the sash (page 203.08.003 and 203.08.004)

BRAVA 35 mm ZA KLJUČANJE U VIŠE MJESTA - STUBLINA
LOCK 35 mm FOR MULTIPLE LOCKING - STUBLINA





H - visina krila / leaf height
L - širina krila / leaf width
H1- visina brave (osa ručke)
lock height (handle axis)

1) **124.042**
-Brava 35mm za ključanje u više mjesta
-Oznaka proizvođača Stublina: 3147.00
-Lock 35mm for multiple locking
-Manufacturer code Stublina: 3147.00

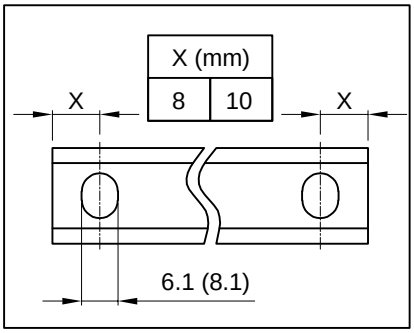
2) **134.004**
- Dodatno ključanje - prihvatnik zapinjača
- Oznaka proizvođača Stublina: 4010.03
- Additional locking - striker
- Manufacturer code Stublina: 4010.03

3) **134.005**
- Dodatno ključanje - zapinjač
- Oznaka proizvođača Stublina: 4010.27
- Additional locking - adjustable fastening pawl
- Manufacturer code Stublina: 4010.27

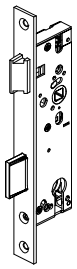
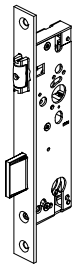

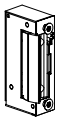
4) **124.003**
- Prihvatnik jezička brave (šild)
- Oznaka proizvođača Stublina: 3016.00
- Lock latchbolt acceptor
- Manufacturer code Stublina: 3016.00

A) **NC-1459**
- profil klizača
- slide profile

B) **NC-1459**
- profil klizača
- slide profile

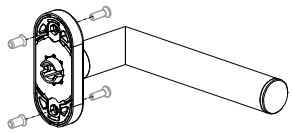
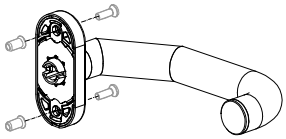
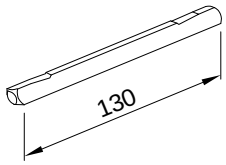
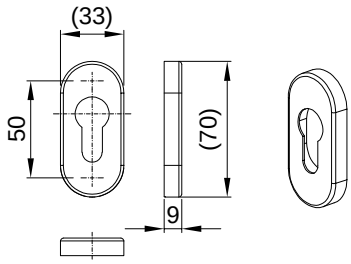
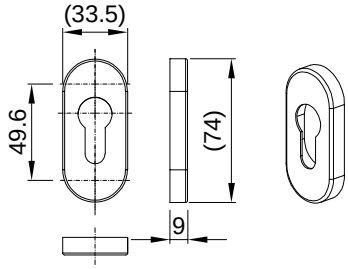
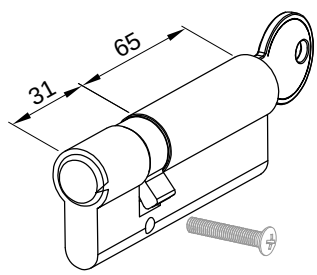


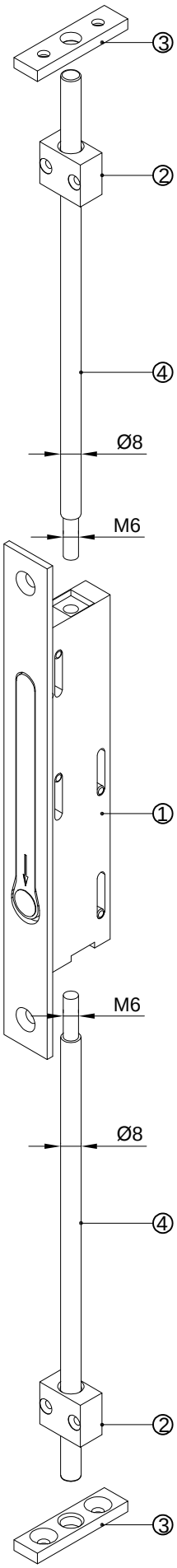
OKOV ZA JEDNOKRILNA VRATA - (otvaranje unutra i vani)
HARDWARE FOR SINGLE LEAF DOOR - (inward and outward opening)

Oznaka Code	Izgled-presjek View-cross section	Opis Description	Materijal Material	Napomena Remark
122.073		- Brava (kratka) 35 mm s jezičkom - ravna potisna ploča - Oznaka proizvođača GU-BKS: B 1314 0013 (čelik) B 1314 0003 (inox) - Lock 35 mm with latchbolt - flat faceplate - Manufacturer code GU-BKS: B 1314 0013 (steel) B 1314 0003 (inox)	Čelik Steel	
122.124*			Inox	
122.075		- Brava (kratka) 35 mm s valjkom - ravna potisna ploča - Oznaka proizvođača GU-BKS: B 1315 0013 (čelik) B 1315 0003 (inox) - Roller latch lock 35 mm - flat faceplate - Manufacturer code GU-BKS: B 1315 0013 (steel) B 1315 0003 (inox)	Čelik Steel	
122.126*			Inox	
122.054		- Prihvatni lim (ravni) 22x3mm - Lijevi - Oznaka proizvođača GU: 6-39257-01-L-8 - Striking plate (flat) 22x3mm - Left - Manufacturer code GU: 6-39257-01-L-8	Inox	
122.079		- Prihvatni lim (ravni) 22x3mm - Desni - Oznaka proizvođača GU: 6-39257-01-R-8 - Striking plate (flat) 22x3mm - Right - Manufacturer code GU: 6-39257-01-R-8	Inox	
122.030		- Kućište zasuna brave (62mm) - Oznaka proizvođača GU: 9-48553-03-0-6 (Element po želji) - Latch bolt casement (62mm). - Manufacturer code GU: 9-48553-03-0-6 (Optional part)	Pvc	
122.042		- Prihvatni dio za valjek - Oznaka proizvođača GU: K-15597-01-0-6 - Receiving part for the roller - Manufacturer code GU: K-15597-01-0-6	Al Pvc	
122.055		- Elektro otvarač vrata GU ET8 standardni, bez klizača za jezičak, opruga 60N - Oznaka proizvođača GU: 6-38473-02-0-1 (Elektro otvarač se koristi po želji) - Electrical door opener GU ET8 standard, without latch slide cover, latch spring 60N - Manufacturer code GU: 6-38473-02-0-1 (Electrical door opener is optional)		

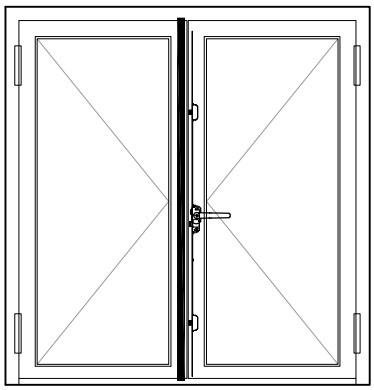
*Preporučuje se korištenje u uvjetima gdje je potrebna visoka antikorozivna zaštita
*Recommended for use in conditions where high corrosion protection is required

OKOV ZA JEDNOKRILNA VRATA - (otvaranje unutra i vani)
HARDWARE FOR SINGLE LEAF DOOR - (inward and outward opening)

Oznaka Code	Izgled-presjek View-cross section	Opis Description	Materijal Material	Napomena Remark
102.028		- Ručka za vrata s ovalnom rozetom serije BELCANTO H2.0 (s prihvatom četvrtke 8x8 mm) - jednostrano ručka - Oznaka proizvođača GU-BKS: B-70130-63-0-8 - Završna obrada: Inox - Door handle with oval rosette serie BELCANTO H2.0 (for spindle 8x8mm) - half lever set - Manufacturer code GU-BKS: B-70130-63-0-8 - Finish: stainless steel		Naručuje se po komadu It is ordered per piece
102.029		- Ručka za vrata s ovalnom rozetom serije RONDO H1.1 (s prihvatom četvrtke 8x8 mm) - jednostrano ručka - Oznaka proizvođača GU-BKS: B-70130-61-0-8 - Završna obrada: Inox - Door handle with oval rosette serie RONDO H1.1 (for spindle 8x8 mm) - half lever set - Manufacturer code GU-BKS: B-70130-61-0-8 - Finish: stainless steel		Naručuje se po komadu It is ordered per piece
102.024		- Četvrtka 8x8 mm - Oznaka proizvođača GU-BKS: B-78400-0L-0-1 (dužina četvrtke L=130 mm) - Square spindle 8x8 mm - Manufacturer code GU-BKS: B-78400-0L-0-1 (spindle length L=130 mm)		
122.098		- Ovalna rozeta za zaštitu cilindra serije BELCANTO - Oznaka proizvođača GU-BKS: B-72730-00-0-8 - Završna obrada: Inox - Oval rosette for cylinder protection BELCANTO series - Manufacturer code GU-BKS: B-72730-00-0-8 - Finish: stainless steel		Naručuje se po komadu It is ordered per piece
122.097		- Ovalna sigurnosna rozeta za zaštitu cilindra - Oznaka proizvođača GU-BKS: B-78820-0R-0-8 - Završna obrada: Inox - Oval security rosette for cylinder protection - Manufacturer code GU-BKS: B-78820-0R-0-8 - Finish: stainless steel		Naručuje se po komadu It is ordered per piece
122.092		- Uložak (cilindar) serije 88 - Oznaka proizvođača GU-BKS: B 8800 0501 (dužina cilindra 31+65 mm) - Lock insert (cylinder) series 88 - Manufacturer code GU-BKS: B 8800 0501 (cylinder length 31+65 mm)	Ni	



KLJUČANJE POMOĆNOG KRILA KOD DVOKRILNIH VRATA
LOCKING OF AUXILIARY LEAF ON DOUBLE DOOR



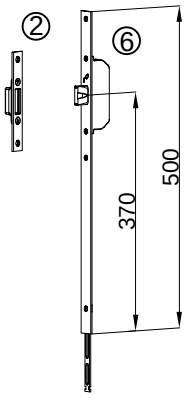
1) **122.057**
-Bravica za ključanje pomoćnog krila u ramu i pragu
-oznaka proizvođača GU-BKS: B 1899 0201
-Lock for the auxilary leaf in the frame and threshold
-manufacturer code GU-BKS: B 1899 0201


2) **521.312**
-Usmjerivač osovinice
-Shaft positioner

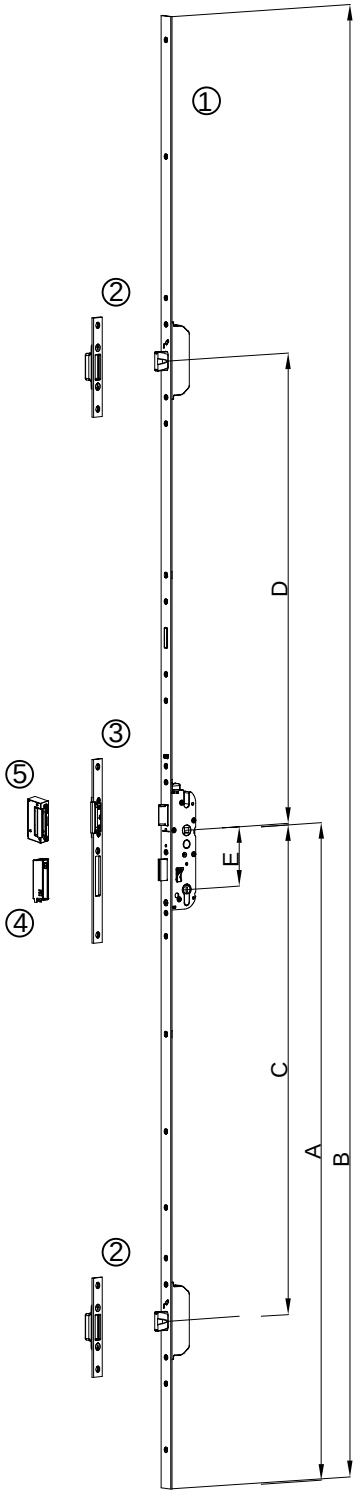
3) **521.314**
-Pločica u ramu i pragu za ključanje pomoćnog krila
-Insert plate in the frame and threshold for the locking of auxilary leaf

4) **521.315**
-Osovinica Ø8 mm; L=2000 mm
-Shaft Ø8 mm; L=2000 mm

SIGURNOSNA BRAVA 35mm S TRI MJESTA KLJUČANJA - GU SECURY (MR2)
SAFETY LOCK 35 mm WITH 3 LOCKING POINTS - GU SECURY (MR2)







Okov za visine krila 1898-2414 mm
Hardware for leaf heights 1898-2414 mm

1) Brava GU Secury s masivnim zasunima (MR2)
Multipoint lock with massive bolts GU Secury (MR2)

	Oznaka FEAL Code FEAL	Dubina Depth	Potisna ploča Push plate	Visina ručke (A) Handle height (A)	Rastojanje (E) Distance (E)	Četvrtka Quarter	Visina brave (B) Lock height (B)	(C)	(D)	Oznaka proizvođača Manufacturer code
čelik (steel)	**122.052**	35	▯24x2.5	1020	92	□8	2285	760	730	6-31542-14-0-1
inox	**122.110***									6-31542-14-0-8

2) **122.053**
Prihvatna pločica (ravna) 22x3/NL11
- oznaka proizvođača GU: 6-40059-02-0-8
Striking plate (flat) 22x3/NL11
- manufacturer code GU: 6-40059-02-0-8

3) **122.054** (lijevi/left) ; **122.079** (desni/right)
Prihvatni lim (ravni) 22x3/NL11,
- oznaka proizvođača GU: 6-39257-01-L-8 (lijevi);
6-39257-01-R-8 (desni)
Striking plate (flat) 22x3/NL11,
- manufacturer code GU: 6-39257-01-L-8 (left);
6-39257-01-R-8 (right)

4) **122.030**
Kućište zasuna brave (62 mm)
- oznaka proizvođača GU: 9-48553-03-0-6.....(Element po želji)
Latch bolt casement (62 mm).
- manufacturer code GU: 9-48553-03-0-6.....(Optional part)

5) **122.055**
Elektro otvarač vrata GU ET8 standardni, bez klizača za jezičak, opruga 60N
- oznaka proizvođača GU: 6-38473-02-0-1.....(Elektro otvarač se koristi po želji)
Electrical door opener GU ET8 standard,without latch slide cover, latch spring 60N
- manufacturer code GU: 6-38473-02-0-1.....(Electrical door opener is optional)

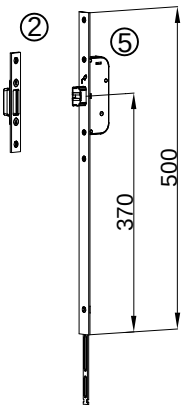
Dodatni okov za visine krila 2415-2800 mm
Additional hardware for leaf heights 2415-2800 mm


6) **122.077(čelik/steel); 122.118 (inox)**
Secury produžetak brave MR2/24x3/500mm (Element po želji)
(dodatno gornje ključanje za visine krila 2415-2800 mm)
- oznaka proizvođača GU: 6-37395-12-0-1 (čelik)
6-37395-12-0-8 (inox)
Secury lock extension MR2/24x3/500mm (Optional part)
(additional upper lock for leaf heights 2415-2800 mm)
- manufacturer code GU: 6-37395-12-0-1 (steel)
6-37395-12-0-8 (inox)

2) **122.053**
Prihvatna pločica (ravna) 22x3/NL11
- oznaka proizvođača GU: 6-40059-02-0-8
Striking plate (flat) 22x3/NL11
- manufacturer code GU: 6-40059-02-0-8

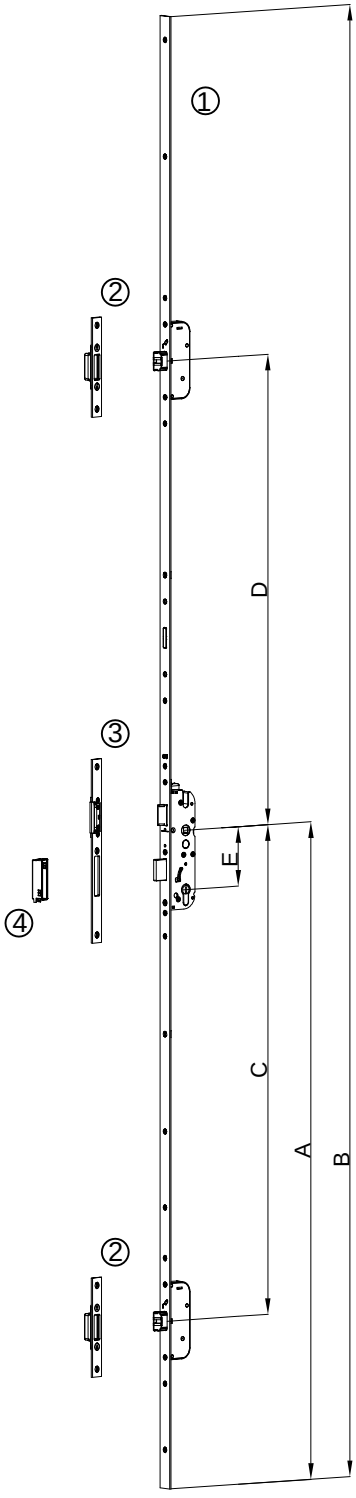
*Preporučuje se korištenje u uvjetima gdje je potrebna visoka antikorozivna zaštita
*Recommended for use in conditions where high corrosion protection is required

SIGURNOSNA BRAVA 35 mm S TRI MJESTA KLJUČANJA - GU SECURY (SECA)
SAFETY LOCK 35 mm WITH 3 LOCKING POINTS - GU SECURY (SECA)





Okov za visine krila 1898-2414 mm
Hardware for leaf heights 1898-2414 mm



1) Brava GU Secury s automatskim zasunima (SECA)
Multipoint lock with automatic bolts GU Secury (SECA)

	Oznaka FEAL Code FEAL	Dubina Depth	Potisna ploča Push plate	Visina ručke (A) Handle height (A)	Rastojanje (E) Distance (E)	Četvrtka Quarter	Visina brave (B) Lock height (B)	(C)	(D)	Oznaka proizvođača Manufacturer code
čelik (steel)	**122.071**	35	▯24x2.5	1020	92	□8	2285	760	730	6-28479-31-0-1
inox	**122.112***									6-28479-31-0-8

2) **122.053**
Prihvatna pločica (ravna) 22x3/NL11
- oznaka proizvođača GU: 6-40059-02-0-8
Striking plate (flat) 22x3/NL11
- manufacturer code GU: 6-40059-02-0-8

3) **122.054** (lijevi/left) ; **122.079** (desni/right)
Prihvatni lim (ravni) 22x3/NL11,
- oznaka proizvođača GU: 6-39257-01-L-8 (lijevi);
6-39257-01-R-8 (desni)
Striking plate (flat) 22x3/NL11,
- manufacturer code GU: 6-39257-01-L-8 (left);
6-39257-01-R-8 (right)

4) **122.030**
Kućište zasuna brave (62 mm)
- oznaka proizvođača GU: 9-48553-03-0-6.....(Element po želji)
Latch bolt casement (62 mm).
- manufacturer code GU: 9-48553-03-0-6.....(Optional part)

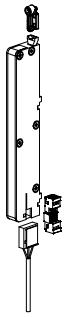
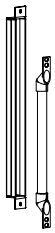

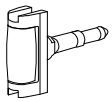
Dodatni okov za visine krila 2415-2800 mm
Additional hardware for leaf heights 2415-2800 mm

5) **122.078 (čelik/steel); 122.119 (inox)**
Secury produžetak brave SECA/24x3/500mm (Element po želji)
(dodatno gornje ključanje za visine krila 2415-2800 mm)
- oznaka proizvođača GU: 6-37394-12-0-1 (čelik)
6-37394-12-0-8 (inox)
Secury lock extension SECA/24x3/500mm (Optional part)
(additional upper lock for leaf heights 2415-2800 mm)
- manufacturer code GU: 6-37394-12-0-1 (steel)
6-37394-12-0-8 (inox)

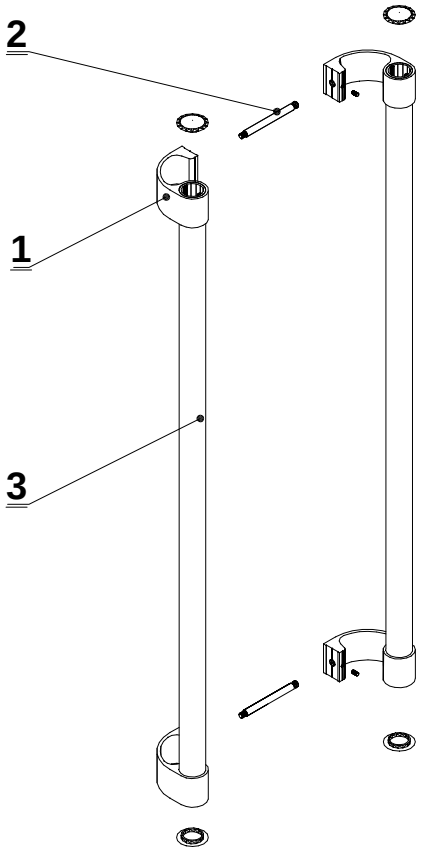
2) **122.053**
Prihvatna pločica (ravna) 22x3/NL11
- oznaka proizvođača GU: 6-40059-02-0-8
Striking plate (flat) 22x3/NL11
- manufacturer code GU: 6-40059-02-0-8

*Preporučuje se korištenje u uvjetima gdje je potrebna visoka antikorozivna zaštita
*Recommended for use in conditions where high corrosion protection is required

DODACI ZA SIGURNOSNE BRAVE 35 mm I 45 mm S TRI MJESTA KLJUČANJA - GU SECURY (MR2) I (SECA)
ACCESSORIES FOR SAFETY LOCKS 35 mm AND 45 mm WITH 3 LOCKING POINTS - GU SECURY MR2 AND SECA

Oznaka Code	Izgled-presjek View-cross section	Opis Description	Materijal Material	Napomena Remark
142.056		- Set Secury A-offner Elektro motor (motorno otvaranje brave SECA) - Oznaka proizvođača GU: K-18153-01-0-0 - Set Secury A-offner electromotor (motorized opening for the SECA lock) - Manufacturer code GU: K-18153-01-0-0		
142.057		- Zaštita kabla 24x260x17 Ø10 do 100° otvaranje - Oznaka proizvođača GU: 6-29854-00-0-0 - Concealed cable duct 24x260x17 Ø10 up to 100° opening - Manufacturer code GU: 6-29854-00-0-0		
122.042		- Prihvatni dio za valjak (za bravu MR2) - Oznaka proizvođača GU: K-15597-01-0-6 - Receiving part for the roller (for lock MR2) - Manufacturer code GU: K-15597-01-0-6	Al Pvc	
122.040		- Valjak za bravu 35 mm (MR2) - Oznaka proizvođača GU: 6-36144-35-0-1 A - Roller for lock 35 mm (MR2) - Manufacturer code GU: 6-36144-35-0-1 A		

RUKOHVAT ZA VRATA (OBOSTRANO)
DOOR PULL HANDLE (BOTH SIDES)



1. Art. **100.019**..... kom 1
   Artikal sadržava:
   -nosač rukohvata, vanjski art.391.182 kom 2
   -nosač rukohvata, unutarnji art.391.181 kom 2
   -čep za profil rukohvata art. 375.075 kom 4
   -vijak imbus M6x10 DIN 914 art.431.342 kom 2
   -vijak imbus M5x4 DIN 913 art.431.805 kom 4

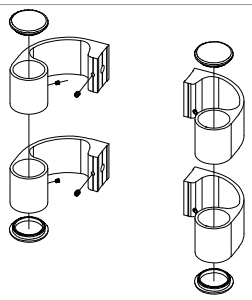
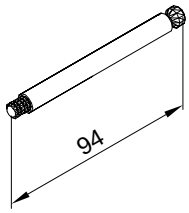
2. Art. **391.177**
   -inox osovina (L=94 mm)..... kom 2

3. Profil rukohvata vrata **F-0829**..... kom 2
   Profil F-0829 se pila na mjeru - prema zahtjevu kupca a isporučuje se u standardnoj mjeri - 6500 mm

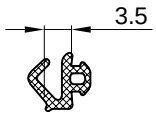
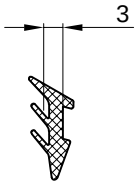
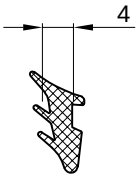
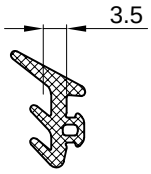
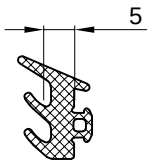
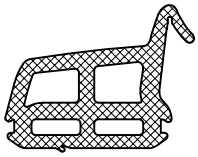
1. Art. **100.019**..... pcs 1
   Elements of product:
   -handrail carrier, outside art.391.182 pcs 2
   -handrail carrier, inside art.391.181 pcs 2
   -plug for profile of handrail art. 375.075 pcs 4
   -screw M6x10 DIN 914 art.431.342 pcs 2
   -screw M5x4 DIN 913 art.431.805 pcs 4

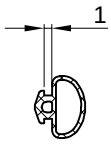
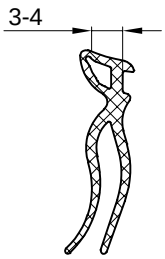
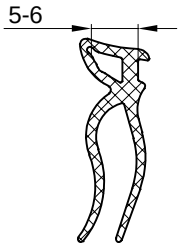

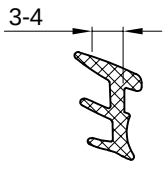
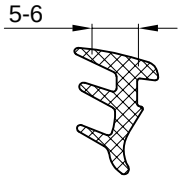
2. Art. **391.177**
   inox shaft (L=94 mm)..... pcs 2

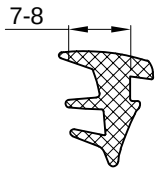
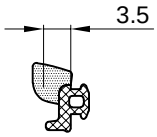
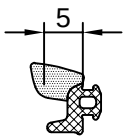
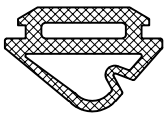
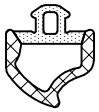
3. Handrail profile of door **F-0829** ..... pcs 2
   The profile OF-0829 is cutted at dimension- according to request of customer and delivering in standard dimension-6500 mm

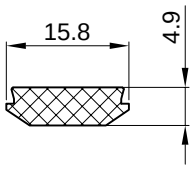
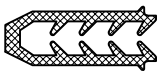
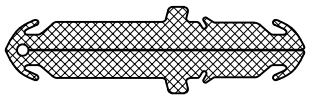
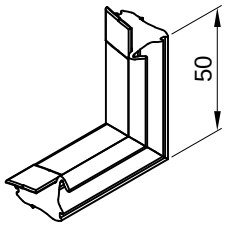
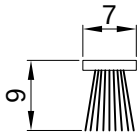
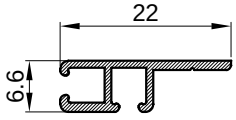
Oznaka Code	Izgled-presjek View-cross section	Opis Description	Materijal Material	Napomena Remark
100.019 01 02 03		- Nosač rukohvata F-0829 - Boje: 01- bijela; 02 - siva;03 - crna - Handrail carrier F-0829 - Color: 01- white; 02 - gray;03 - black		
391.177		- Inox osovina (L=94 mm) - Inox shaft (L=94 mm)	Inox Inox	

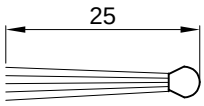
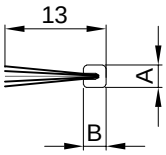
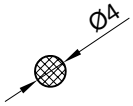
Brtvila
Gaskets

Oznaka Code	Izgled-presjek View-cross section	Opis Description	Materijal Material	Napomena Remark
328.001		- Brtva u profilu krila i rama - Gasket in sash and frame profile	EPDM	60±5ShA
328.006		- Brtva u profilu krila i rama - Gasket in sash and frame profile	EPDM	60±5ShA
318.001		- Brtva prema staklu /unutarnja/ - Gasket towards glass /interior/	EPDM	70±5ShA
318.002		- Brtva prema staklu /unutarnja/ - Gasket towards glass /interior/	EPDM	70±5ShA
328.002		- Brtva prema staklu /vanjska/ - Gasket towards glass /exterior/	EPDM	60±5ShA
328.003		- Brtva prema staklu /vanjska/ - Gasket to the glass /exterior/	EPDM	60±5ShA
338.001		- Centralna brtva - Central gasket	EPDM	60±5ShA


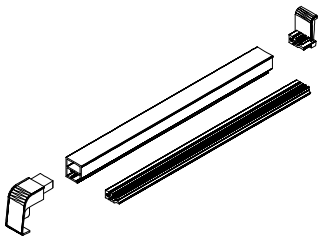

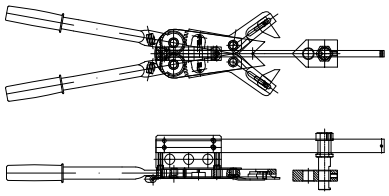
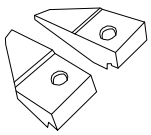
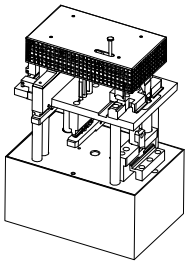
Oznaka Code	Izgled-presjek View-cross section	Opis Description	Materijal Material	Napomena Remark
314.001		- Brtva u profilu rama - Gasket in frame profile	TPE	65ShA
311.003		- Brtva prema staklu /unutarnja/ - Gasket towards glass /interior/	EPDM	71
311.004		- Brtva prema staklu /unutarnja/ - Gasket towards glass /interior/	EPDM	71
311.005		- Brtva prema staklu /unutarnja/ - Gasket towards glass /interior/	EPDM	71
318.015		- Brtva prema staklu /unutarnja/ - Glazing gasket /interior/	EPDM	70±5 ShA
318.016		- Brtva prema staklu /unutarnja/ - Glazing gasket /interior/	EPDM	70±5 ShA

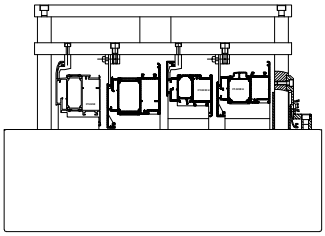
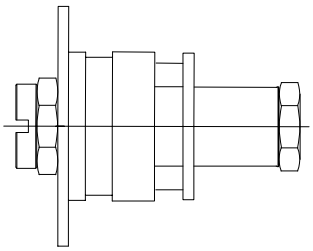
Oznaka Code	Izgled-presjek View-cross section	Opis Description	Materijal Material	Napomena Remark
318.017		- Brtva prema staklu /unutarnja/ - Glazing gasket /interior/	EPDM	70±5 ShA
328.202		-Brtva prema staklu, vanjska -Gasket to the glass, exterior	EPDM i spužvasti EPDM EPDM and foam EPDM	60 ShA 0.6 g/cm3
328.203		-Brtva prema staklu, vanjska -Gasket to the glass, exterior	EPDM i spužvasti EPDM EPDM and foam EPDM	60 ShA 0.6 g/cm3
328.004		- Brtva prema staklu /vanjska/ - Gasket to the glass /exterior/	EPDM	60±5ShA
344.071		- Brtva prema pragu vrata-otvaranje unutra i vani - Gasket towards door treshold - inward and outward opening	TPE	65ShA
348.088		- Brtva prema profilu praga - Gasket towards the threshold profile	EPDM + Spužvasti EPDM EPDM + Foam EPDM	70±5ShA 0.9±0.15 g/cm³

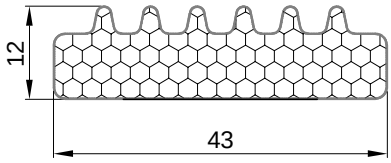
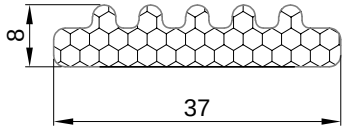
Oznaka Code	Izgled-presjek View-cross section	Opis Description	Materijal Material	Napomena Remark
344.058		- Brtva u profilu praga - Gasket in threshold profile	TPE	65ShA
344.087		- Brtva za profil FT-0231 - Gasket for profile FT-0231	TPE	71
344.011		- Brtva za vezu-dilatacija profila - Stara oznaka 02781/S - Connection gasket-profile dilatation - Former code 02781/S	EPDM	
345.001		- Kutni umetak za centralnu brtvu 338.001 - Corner insert for central gasket 338.001	EPDM	35ShA
347.003		- Četkasta brtva 7x9, (crna) - Oznaka proizvođača Schlegel: 2A773288016CJ - Brush seal 7x9, (black) - Manufacturer code Schlegel: 2A773288016CJ	PP	
521.001		- Držač četkaste brtve L=2500 mm - Stara oznaka Z 801 - Brush gasket holder L=2500 mm - Former code Z 801		

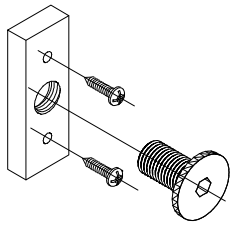
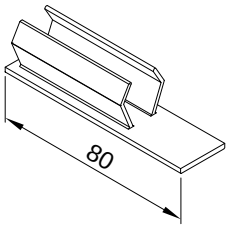
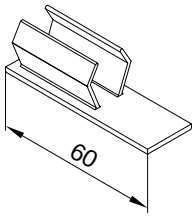
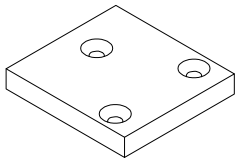
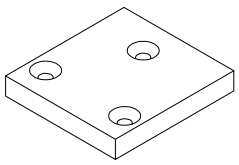
Oznaka Code	Izgled-presjek View-cross section	Opis Description	Materijal Material	Napomena Remark
347.001		- Četkasta brtva 25 mm, L=2000 mm, (crna) (Stara oznaka: Z 802) - Oznaka proizvođača Schlegel: 2U929288 - Brush gasket 25 mm, L=2000 mm, (black) (Former code: Z 802) - Manufacturer code Schlegel: 2U929288	Al.	
347.008		- Četkasta brtva 13 mm, (A=2.9, B=2.9), (crna) - Oznaka proizvođača Schlegel: 2K120288006 - Brush gasket 13 mm, (A=2.9, B=2.9), (black) - Manufacturer code Schlegel: 2K120288006		
340.029		- Okrugla brtva Ø4 - Round gasket Ø4	TPE	
340.055		- Odstojna brtva - Spacer gasket	Elastron	65ShA

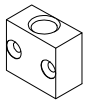
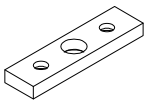
Dodaci
Accessories

CODE	Izgled-presjek View - cross-section	Opis Description	Materijal Material	Nap. Remark
301.006. 01 02 03		- Set za bočni čep klupice (za klupice do 280 mm) - Boje: 01 - bijela; 02 - siva; 03 - crna - Aluminium window sill side caps (for window sill up to 280 mm) - Color: 01 - white; 02 - gray; 03 - black	PVC TPE Al.	
301.009. 01 02 03		- Set za bočni čep klupice (za klupice do 280 mm) - Boje: 01 - bijela; 02 - siva; 03 - crna - Aluminium window sill side caps (for window sill up to 280 mm) - Color: 01 - white; 02 - gray; 03 - black	PVC TPE Al.	
301.010. 01 02 03		- Set za bočni čep klupice (za klupice do 360 mm) - Boje: 01 - bijela; 02 - siva; 03 - crna - Aluminium window sill side caps (for window sill up to 360 mm) - Color: 01 - white; 02 - gray; 03 - black	PVC TPE Al.	
240.001		- Kliješta za kutne spojnice - Manual crimping tool		
240.001.00.01		- Noževi za kliješta kutnih spojnica - Knives for crimper corner joint		
210.001		- Štanca za otklopno zaokretne sisteme prozora i vrata - Stara oznaka: Štanca S1 - Punching machine for tilt-turn systems of windows and doors: - Former code: Punch S1		

CODE	Izgled-presjek View - cross-section	Opis Description	Materijal Material	Nap. Remark
210.009		- Pneumatska štanca za obradu odvoda kondezata i provjetravanje - Stara oznaka : S9 - Pneumatic punch for processing drainage and ventilation holes - Former code : S9		
220.001		- Set glodala za obradu prečki prema profilu krila i okvira (TERMO 65) - Set of milling cutters for processing window mullions towards sash and frame profile (TERMO 65)	Čelik Steel	

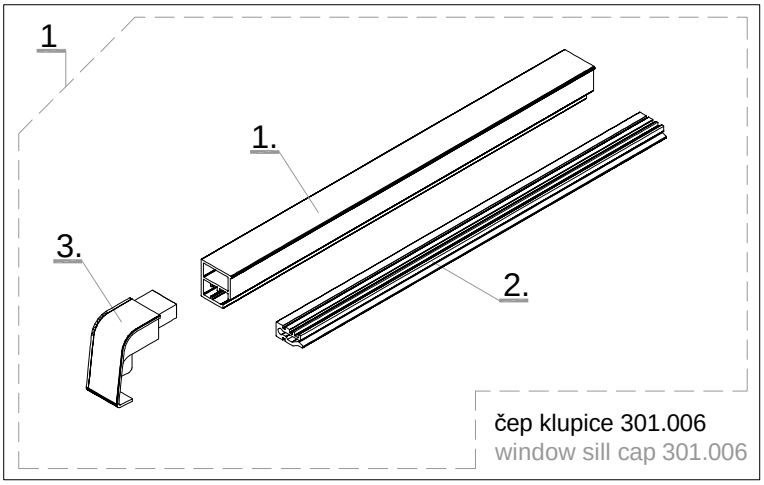
CODE	Izgled-presjek View - cross-section	Opis Description	Materijal Material	Nap. Remark
340.013		- Izolacijska ispuna s ljepljivom trakom (43x12) (spužvasta ispuna po opsegu stakla) - Insulation foam with adhesive tape (43x12) (foam insulation around the glass)	XPE	
348.002		- Izolacijska ispuna s ljepljivom trakom (37x8) (spužvasta ispuna po opsegu stakla) - Insulation foam with adhesive tape (37x8) (foam insulation around the glass)	XPE	

CODE	Izgled-presjek View - cross-section	Opis Description	Materijal Material	Nap. Remark
521.286		- Element za ugradnju - Instalation elemet	Al. PVC.	
521.287.01 02 03		- Umetak za profil ojačanja prečke (za profile NP-4183 i NP-4184) - Boje: 01- bijela; 02- siva; 03 - crna - End insert for window crossbar reinforcement (for profiles NP-4183 and NP-4184) - Color: 01 - white; 02 - gray; 03 - black	Al.	
521.288.01 02 03		- Umetak za profil ojačanja prečke (za profile F-1634 i NP-4184) - Boje: 01 - bijela; 02 - siva; 03 - crna - End insert for window crossbar reinforcement (for profiles F-1634 and NP-4184) - Color: 01- white; 02 - gray; 03 - black	Al.	
391.148.01 02 03		- Aluminijska nosiva pločica francuskog balkona lijeva, 50 mm x 54 mm x 8 mm - Boje: 01 - bijela; 02 - siva; 03 - crna - French balcony aluminium glass support left 50 mm x 54 mm x 8 mm -Color: 01- white; 02 - gray; 03 - black	Al.	
391.149.01 02 03		- Aluminijska nosiva pločica francuskog balkona desna, 50 mm x 54 mm x 8 mm - Boje: 01 - bijela; 02 - siva; 03 - crna - French balcony aluminium glass support right 50 mm x 54 mm x 8 mm - Color: 01- white; 02 - gray; 03 - black	Al.	

CODE	Izgled-presjek View - cross-section	Opis Description	Materijal Material	Nap. Remark
521.312		- Usmjerivač osovinice Ø8 mm - Shaft positioner Ø8 mm	Al.	
521.314		- Pločica u ramu i pragu za ključanje pomoćnog krila vrata - Insert plate in the frame and threshold for the locking of the auxiliary door leaf	Al.	
521.315		- Osovinica Ø8 mm, L=2000 mm - Shaft Ø8 mm, L=2000 mm	Al.	

SET ZA BOČNI ČEP PROZORSKE KLUPICE 301.006
SET FOR SIDE CAP OF WINDOW SILL 301.006

1. - Osnovni profil
2. - PVC prihvatnik klupice
3. - Vanjski čep-prihvatnik klupice i profila
1. - Basic profile
2. - PVC window sill acceptor
3. - Outside cap - sill and profile acceptor

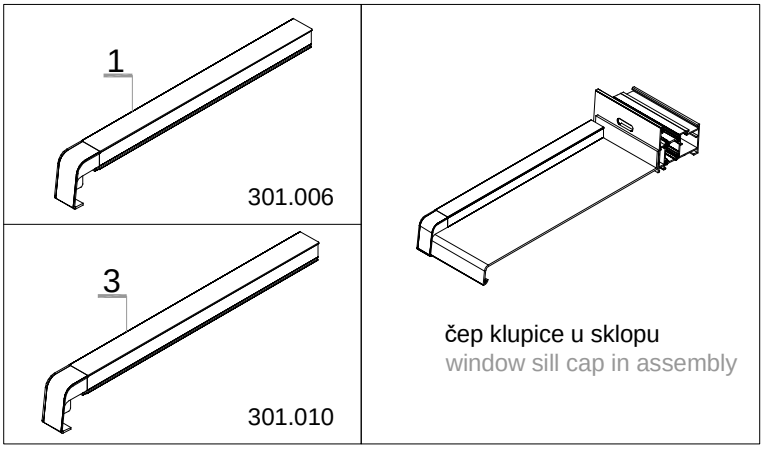


1 - Set za bočni čep klupice 301.006
2 - Set za bočni čep klupice 301.009
3 - Set za bočni čep klupice 301.010

-Setovi bočnih čepova 301.006 i 301.009 su u veličini profila klupice F-0680/J (280 mm)
-Za manje klupice se radi skraćivanje čepa prema mjerama u uputstvu artikla
-Set za bočni čep 301.010 - (360 mm)
-Izbor boje čepova prema RAL-karti

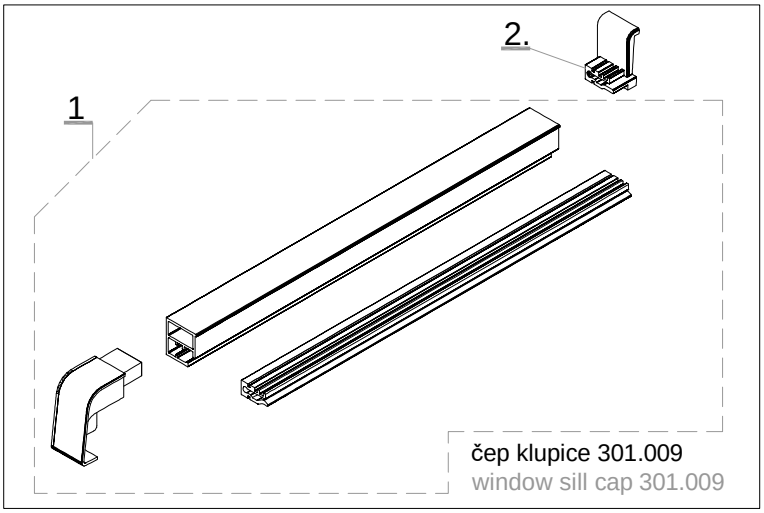
1 - Set for side cap of window sill 301.006
2 - Set for side cap of window sill 301.009
3 - Set for side cap of window sill 301.010

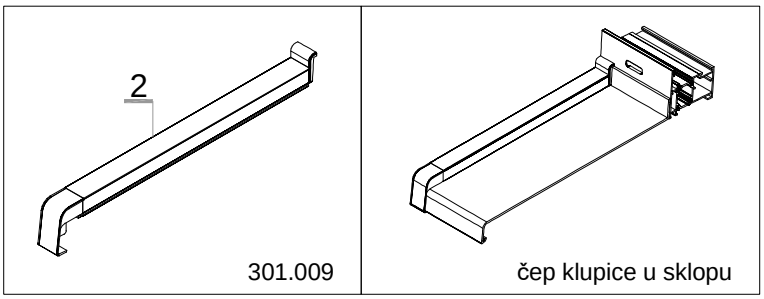
-Side cap set 301.006 i 301.009 are in size of window sill profile F-0680/J (280 mm)
-For smaller window sills side caps are shorten according to article dimensions
-Set for side cap 301.010 - (360 mm)
-Selection of cap colour according to RAL-map

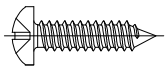
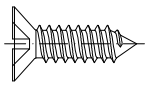
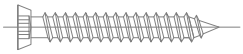


SET ZA BOČNI ČEP PROZORSKE KLUPICE 301.009
SET FOR SIDE CAP OF WINDOW SILL 301.009

1 - Set klupice 301.006
2. - Čep do otvora-prihvatnik klupice i profila
1 - Window sill set 301.006
2. - Cap next to the opening - Window sill and profile acceptor

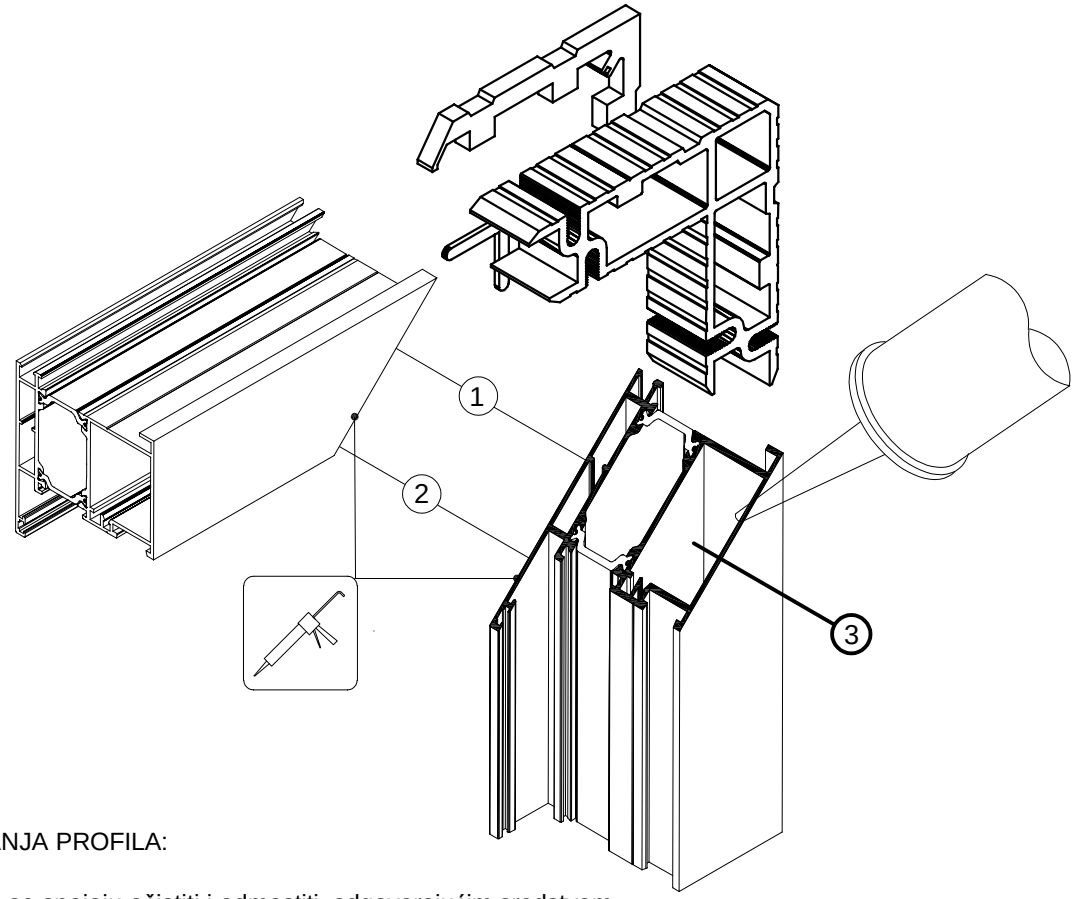




Oznaka Code	Opis Description	Izgled-presjek View-cross section	Materijal Material	Napomena Remark
433.017	vijak 3.9x16 DIN 7981 screw 3.9x16 DIN 7981		Inox A2	
433.019	vijak 3.9x22 DIN 7981 screw 3.9x22 DIN 7981		Inox A2	
433.020	vijak 3.9x25 DIN 7981 screw 3.9x25 DIN 7981		Inox A2	
433.021	vijak 3.9x32 DIN 7981 screw 3.9x32 DIN 7981		Inox A2	
433.029	vijak 4.2x16 DIN 7981 screw 4.2x16 DIN 7981		Inox A2	
433.030	vijak 4.2x19 DIN 7981 screw 4.2x19 DIN 7981		Inox A2	
433.031	vijak 4.2x22 DIN 7981 screw 4.2x22 DIN 7981		Inox A2	
433.035	vijak 4.2x38 DIN 7981 screw 4.2x38 DIN 7981		Inox A2	
433.036	vijak 4.2x45 DIN 7981 screw 4.2x45 DIN 7981		Inox A2	
433.037	vijak 4.2x50 DIN 7981 screw 4.2x50 DIN 7981		Inox A2	
433.043	vijak 4.8x19 DIN 7981 screw 4.8x25 DIN 7981		Inox A2	
433.045	vijak 4.8x25 DIN 7981 screw 4.8x25 DIN 7981		Inox A2	
433.046	vijak 4.8x32 DIN 7981 screw 4.8x32 DIN 7981		Inox A2	
433.047	vijak 4.8x38 DIN 7981 screw 4.8x38 DIN 7981		Inox A2	
433.048	vijak 4.8x45 DIN 7981 screw 4.8x45 DIN 7981		Inox A2	
433.092	vijak 3.5x16 DIN 7982 screw 3.5x16 DIN 7982		Inox A2	
433.106	vijak 3.5x19 DIN 7982 screw 3.5x19 DIN 7982		Inox A2	
433.118	vijak 4.2x19 DIN 7982 screw 4.2x19 DIN 7982		Inox A2	
433.121	vijak 4.2x32 DIN 7982 screw 4.2x32 DIN 7982		Inox A2	
433.122	vijak 4.2x38 DIN 7982 screw 4.2x38 DIN 7982		Inox A2	
433.123	vijak 4.2x45 DIN 7982 screw 4.2x45 DIN 7982		Inox A2	
433.134	vijak 4.8x38 DIN 7982 screw 4.8x38 DIN 7982		Inox A2	
433.135	vijak 4.8x45 DIN 7982 screw 4.8x38 DIN 7982		Inox A2	
430.183	turbo vijak (fischer FFS 7.5 x 52) turbo screw (fischer FFS 7.5 x 52)		Inox A2	
430.184	turbo vijak (fischer FFS 7.5 x 62) turbo screw (fischer FFS 7.5 x 62)		Inox A2	

Obrada i montaža
Processing and montage

SPAJANJE PROFILA KUTNIM SPOJNICAMA
CONNECTING PROFILE WITH CORNER BRACKETS



POSTUPAK SPAJANJA PROFILA:

1. Površine koje se spajaju očistiti i odmastiti odgovarajućim sredstvom (npr.Teroson VR 20 ili FL+)
2. Premazati površine koje se spajaju ljepilom (npr. Teroson MS 939).
3. Ljepilo ubrizgati u komore za kutnik (po opsegu komore)
4. Profile s kutnikom izravnati i spojiti
5. Dio ljepila koji iscuri između rezova očistiti sredstvom za čišćenje i odmašćivanje (npr.Teroson VR 20 ili FL+).

NAPOMENA:

Ovaj postupak spajanja profila primjenjiv je za sve Feal-ove kutnike i njima odgovarajuće komore.

Lijepljenjem rezova i kutnika ljepilima za metal, osigurava se potrebna zrako- i vodonepropusnosti spoja kao i dodatna mehanička čvrstoća spoja.

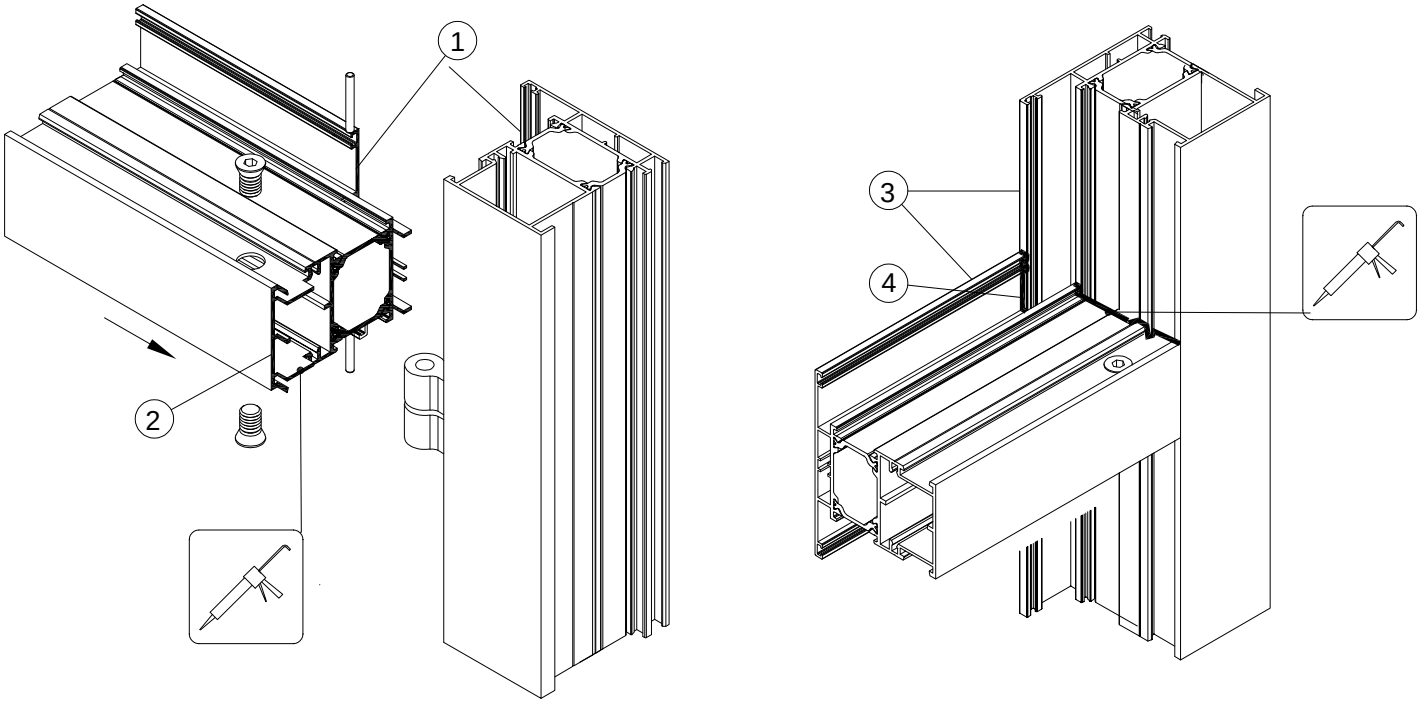
PROFILE CONNECTION PROCEDURE:

1. Clean and degrease all connecting surfaces with suitable products (e.g.Teroson VR 20 or FL+).
2. Smear connecting surfaces with metal glue (e.g.Teroson MS 939).
3. Inject metal glue into chambers for the corner bracket (on chamber edges)
4. Level profiles with corner brackets and connect
5. Leaked glue that comes from the joints remove with cleaning and degreasing products (e.g.Teroson VR 20 ili FL+ /.

NOTE:

This profile connection procedure is applicable for all Feal corner brackets and their appropriate chambers. By gluing the profile and corner brackets with a metal glue, necessary air and water tightness of the joint as well as additional mechanical properties is ensured

SPAJANJE PROFILA VEZNICIMA
CONNECTING OF PROFILES BY USING CONNECTING ELEMENT -(T-BRACKET)



POSTUPAK SPAJANJA PROFILA

1. Površine koje se spajaju-rezove očistiti i odmastiti odgovarajućim sredstvom (npr.Teroson VR 20 ili FL+)
2. Premazati površine koje se spajaju-rezove ljepilom za metal (npr. Teroson MS 939).
3. Profile s veznicima izravnati i spojiti
4. Nakon spajanja profila, sve žljebove ispuniti ljepilom za metal (npr. Teroson MS 939 (Henkel))
5. Dio ljepila koji iscuri između rezova očistiti sredstvom za čišćenje i odmašćivanje (npr.Teroson VR 20 ili FL+).

NAPOMENA:

Lijepljenjem rezova, kao i svih spojeva profila sa ljepilima za metal, osigurava se potrebna zrako i vodonepropusnosti spoja kao i dodatna mehanička čvrstoća spoja.

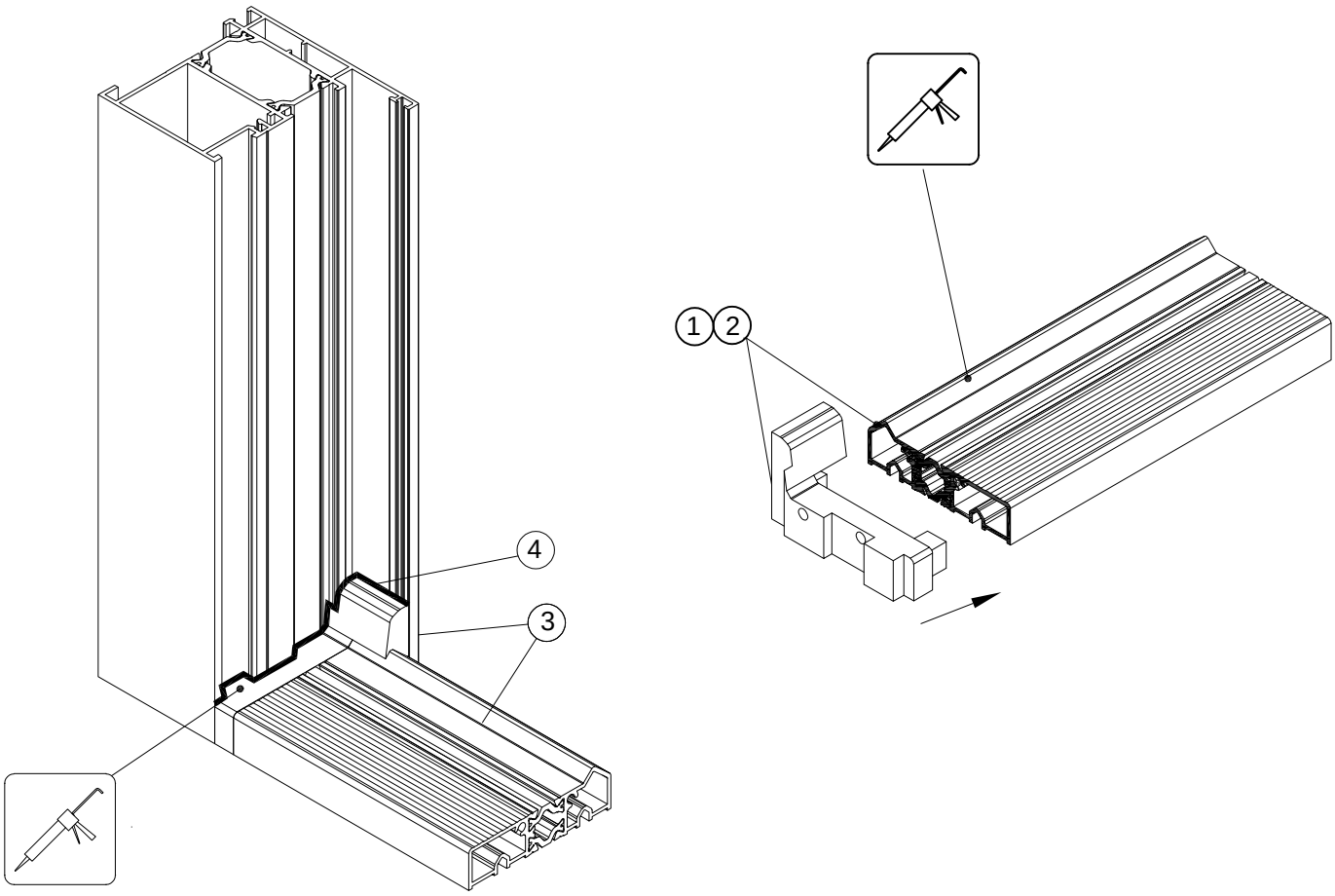
PROFILE CONNECTION PROCEDURE:

1. Clean and degrease all connecting surfaces with suitable products (e.g. Teroson VR 20 ili FL+).
2. Smear connecting surfaces with metal glue (e.g. Teroson MS 939).
3. Level profiles with connecting element (T-bracket) and connect
4. After joining the profile, all profile joints must be filled with metal glue (e.g.Teroson MS 939).
5. Leaked glue that comes from the joints remove with cleaning and degreasing products (e.g.Teroson VR 20 ili Teroson FL+).

NOTE:

By gluing the profile, as well as all profile joints with a metal glue, necessary air and water tightness of the joint as well as additional mechanical properties is ensured.

SPAJANJE PROFILA PRAGA S PROFILOM RAMA POMOĆU UMETKA
CONNECTING THE THRESHOLD PROFILE WITH FRAME PROFILE USING END INSERT



POSTUPAK SPAJANJA PROFILA

1. Površine koje se spajaju-rezove očistiti i odmastiti odgovarajućim sredstvom (npr.Teroson VR 20 ili FL+)
2. Na profilu praga premazati površine koje se spajaju ljepilom za metal (npr. Teroson MS 939).

2.1. Ljepilo za metal ubrizgati u komore profila praga na mjestima gdje ulazi umetak (po opsegu komore)

3. Profil praga i umetak izravnati i spojiti
4. Profil praga sa spojenim umetkom izravnati i spojiti sa profilom rama
5. Nakon spajanja profila, sve spojeve profila i umetka ispuniti ljepilom za metal (npr. Teroson MS 939)
6. Dio ljepila koji iscuri između rezova očistiti sredstvom za čišćenje i odmašćivanje (npr.Teroson VR 20 ili FL+).

NAPOMENA:

Lijepljenjem rezova, kao i svih spojeva profila sa ljepilima za metal, osigurava se potrebna zrako i vodonepropusnosti spoja kao i dodatna mehanička čvrstoća spoja.

PROFILE CONNECTION PROCEDURE:

1. Clean and degrease all connecting surfaces with suitable products (e.g.*Teroson VR 20 or Teroson FL+*).
2. On threshold profile smear all connecting surfaces with metal glue (e.g.*Teroson MS 939*).

2.1. Inject metal glue into chambers on ends of the profile for the insert (on chamber edges).

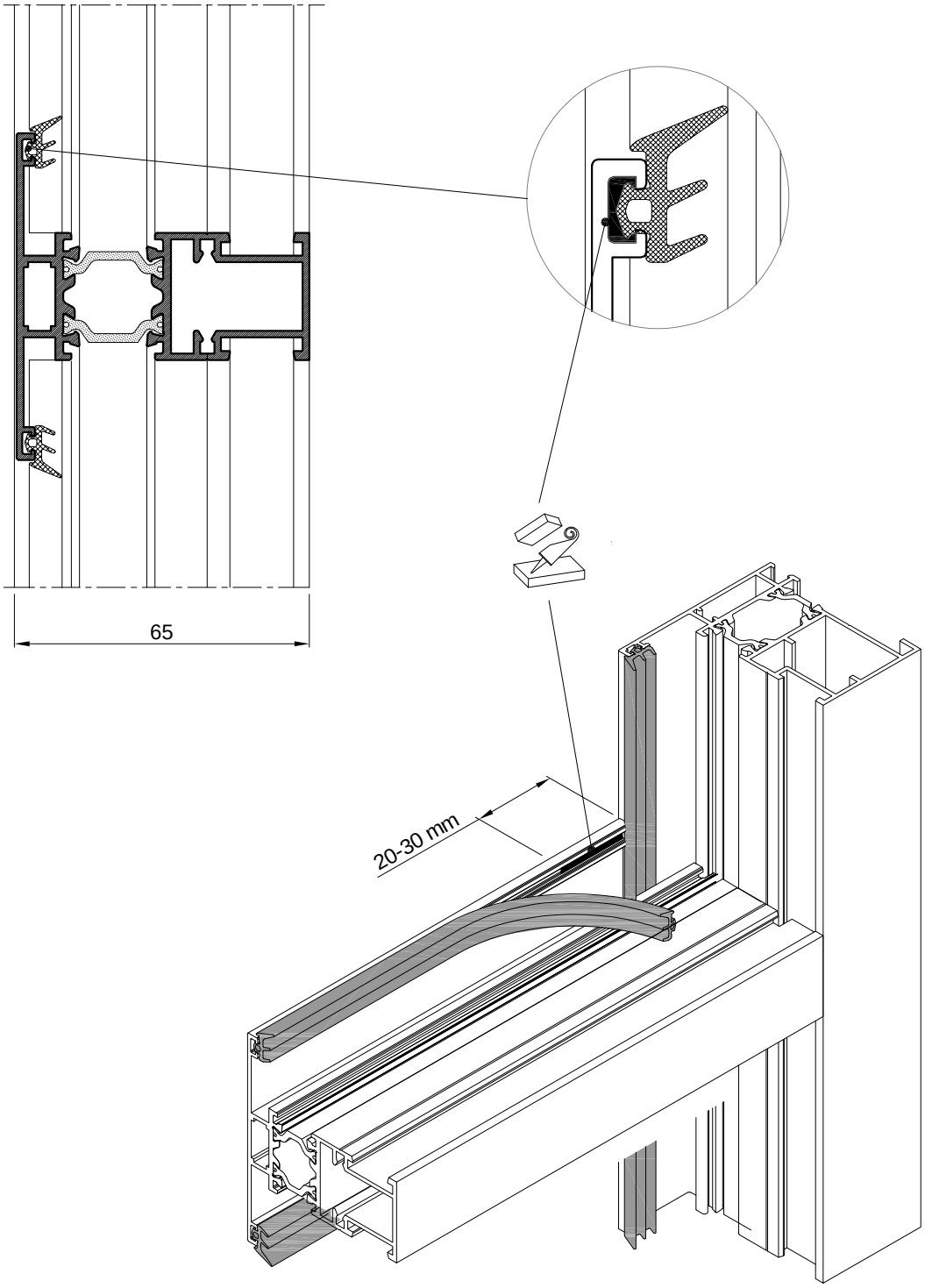
3. Level threshold profile with insert and connect them
4. Level threshold profile with the connected insert with the frame and connect them
5. **After joining the profiles, all profile connections must be filled with metal glue** (e.g.*Teroson MS 939*).
6. Leaked glue that comes from the joints remove with cleaning and degreasing products (e.g.*Teroson VR 20 or Teroson FL+*).

NOTE:

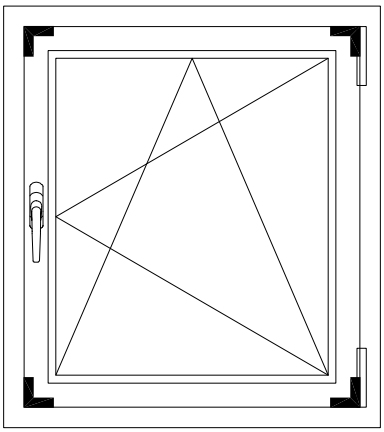
By gluing the profile, as well as all profile joints with a metal glue, necessary air and water tightness of the joint as well as additional mechanical properties is ensured.

PREPORUKA:
-Uslijed elastičnosti, dilatacije te drugih utjecaja često dolazi do povlačenja (skupljanja) brtve prema staklu u žlijebu, što dovodi do prodora vode u profil.
-Preporučuje se lijepljenje kraja brtve ljepilima za metal i EPDM (npr.trenutno ljepilo Loctite 4090)-prema skici.
-Odnosi se na sve brtve koje se uvlače u žlijeb.

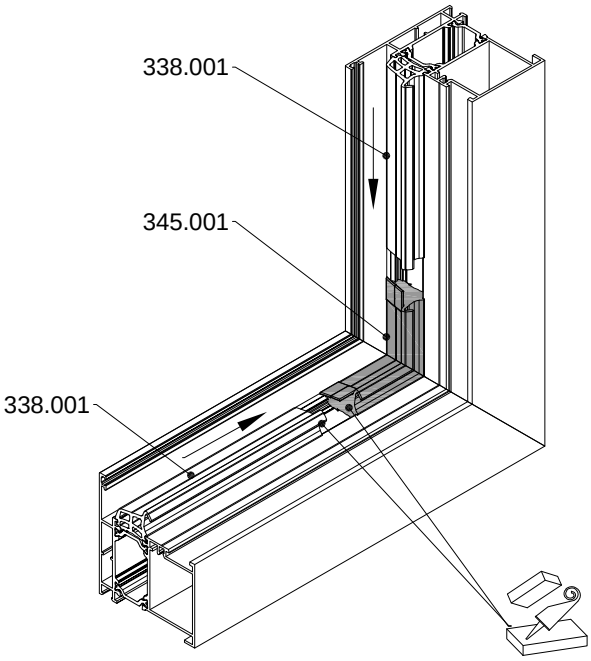
RECOMMENDATION:
Due to elasticity, dilatation and other impacts gasket retraction towards the glass is possible, which can lead to water penetration in the profile .
It is recommended to glue the gasket ends with adhesives for metal and EPDM (eg. Loctite 4090- according to the drawing) This applies to all the gaskets with groove placement.

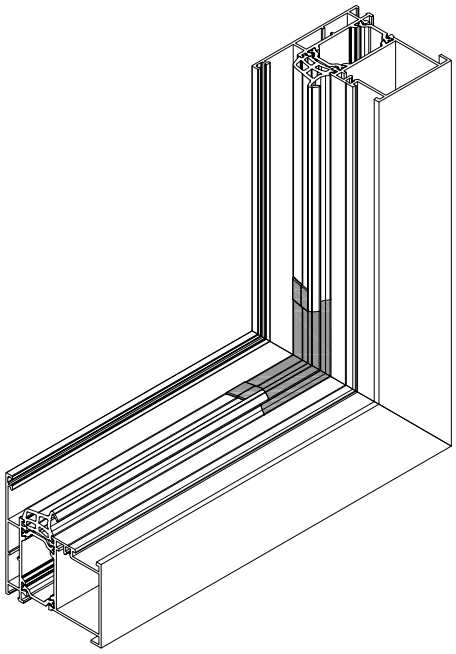


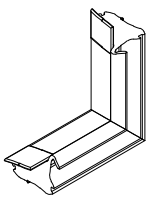
DETALJ UGRADNJE KUTNE SPOJNICE CENTRALNE BRTVE
INSTALLATION DETAIL OF THE CORNER INSERT FOR THE CENTRAL GASKET



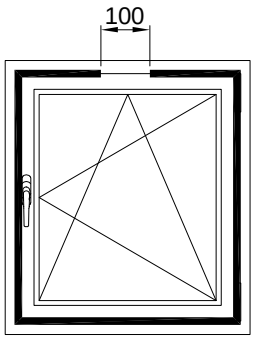
-Preporučuje se, na mjestu dodira, lijepljenje centralne brtve 338.001 i kutne spojnice brtve 345.001 ljepilom za EPDM (npr. trenutno ljepilo Loctite 4090).
-Lijepljenjem se osigurava neprekidnost centralne brtve čime se osigurava potrebna zrakopropusnost i vodonepropusnost spoja.
-It is recommended, at the point of contact, bonding of the central gasket 338.001 and the angular joint of the gasket 345.001 with EPDM adhesive (e.g. Loctite 4090 instant adhesive).
-Gluing ensures the continuity of the central gasket, ensuring the necessary airtightness and watertightness of the joint.







345.001-kutna spojnica centralne brtve



UPORABA BRTVE 314.001

-Radi smanjenja ulaska padalina u prostor rama preporučuje se uporaba brtve 314.001 (stara oznaka Z-10).

-Brtvu 314.001 umetnuti po opsegu prozora.

U gornjem pojasu brtva se prekida radi omogućavanja ventilacije prozora.

-Korištenje brtve 314.001 zahtjeva uporabu kutnika 730.001 umjesto kutnika 730.002.

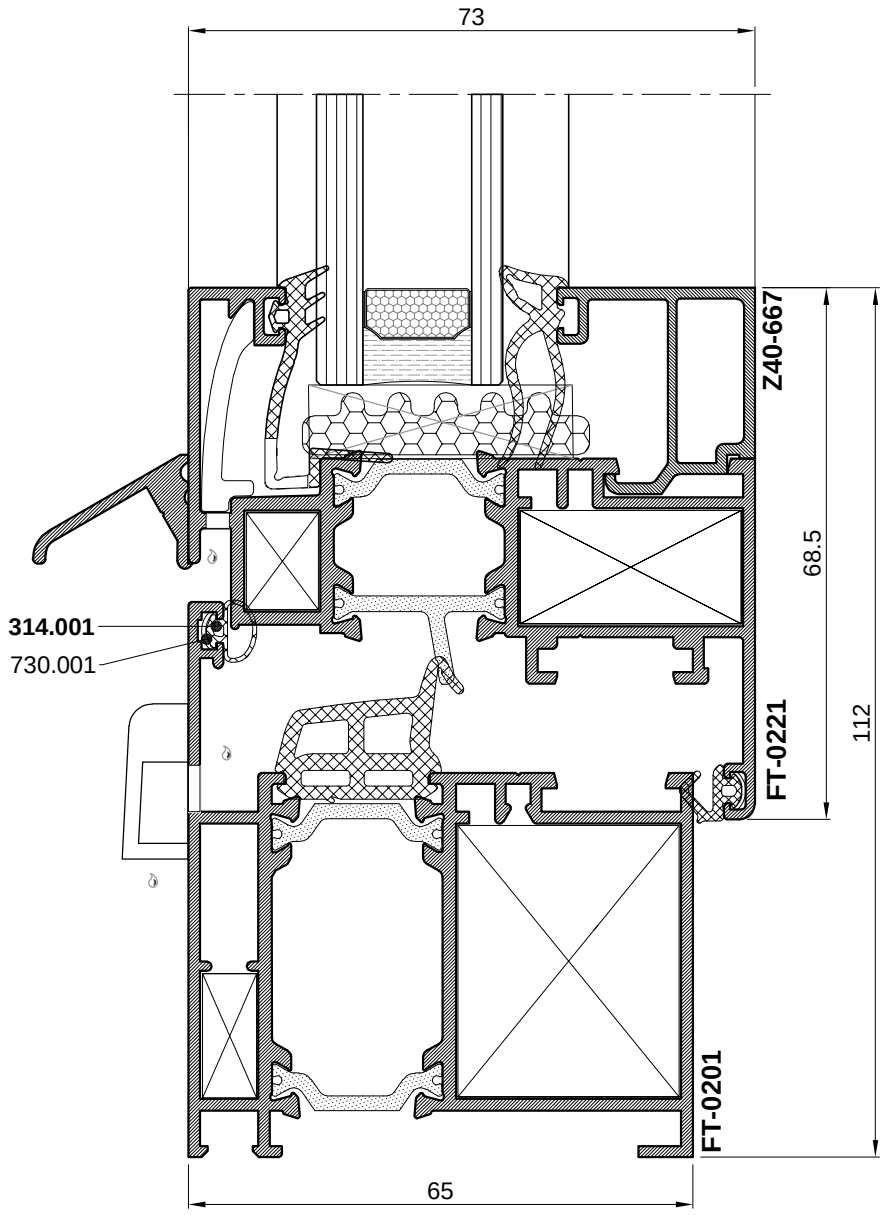
USE OF GASKET 314.001

-To reduce the flow of precipitation into the frame area, it is recommended to use gasket 314.001 (old mark Z-10).

-Insert gasket 314.001 by the window circumference.

In the upper belt, the gasket breaks to allow window ventilation.

-Using gasket 314.001 requires the use of angle 730.001 instead of angle 730.002.



ODVOD KAPLJEVINA IZ OTVARAJUĆEG PROZORA

Kapljevine koje uđu u krilo prozora između brtve i ispune vode se kroz otvor na brtvi i profilu krila prema vani. Dio kapljevina iz krila i kapljevine s vana ulaze u predviđeni prostor u profilu rama te ga napuštaju kroz otvore u profilu koji se maskiraju čepom 373.003 ili 370.070.

Napomena: Otvore na profilu rama uvijek držati prohodnim.

WINDOW DRAINAGE

Liquids that enter the portion od window between gasket and filling are guided through opening on gasket and sash profile towards outside. Portion of liquids from sash and liquids from outside enter the appropriated space in profile and leave it through openings on profile that are masked with cap 373.003 or 370.070.

Remark: Openings on profile should be always passable.

ODVOD KAPLJEVINA IZ FIKSNOG PROZORA

Kapljevine koje uđu u fiksni prozor između brtve i ispune vode se kroz otvor na brtvi i profilu rama prema vani.

Otvori se maskiraju čepom 373.003 ili 370.070.

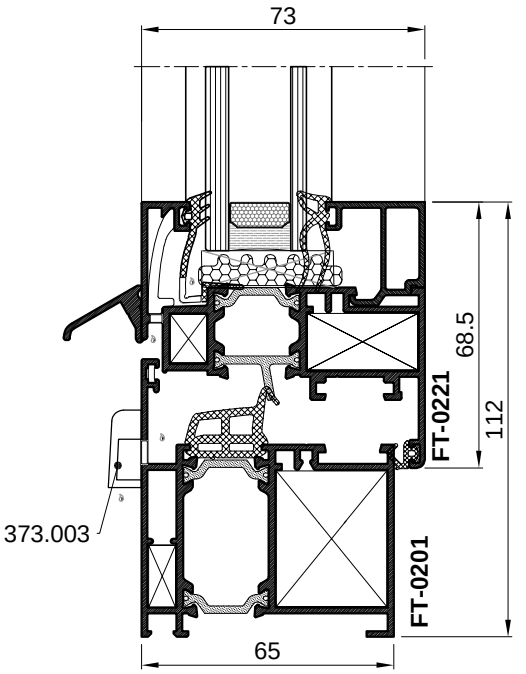
Napomena: Otvore na profilu rama uvijek držati prohodnim.

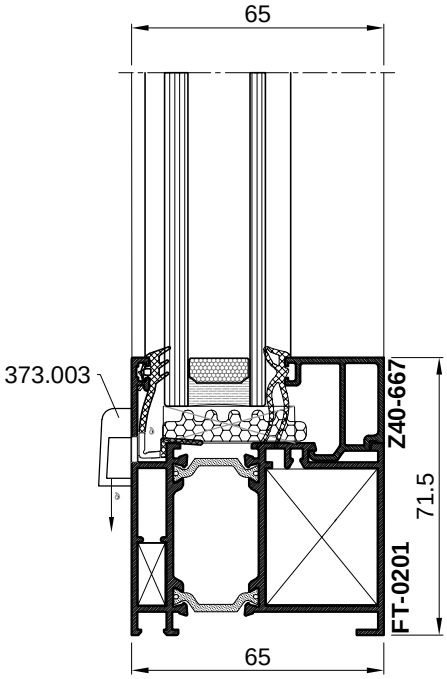
WINDOW DRAINAGE

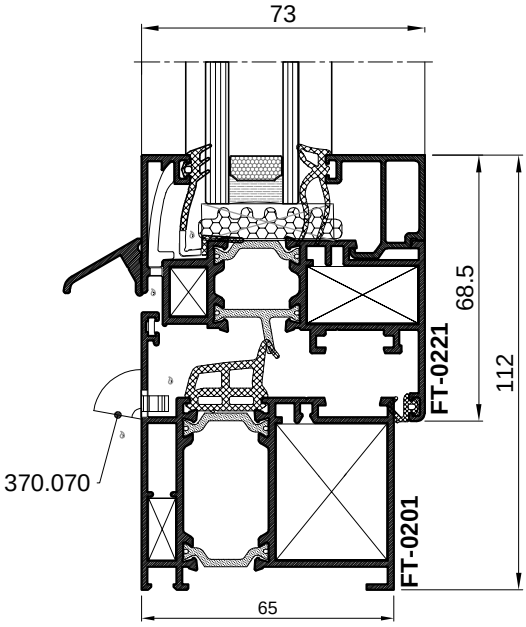
Liquids that enter the fixed window between gasket and filling are led through opening on gasket and the frame profile outwards.

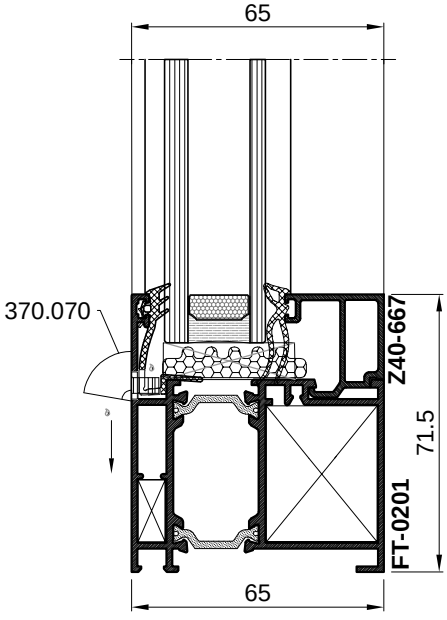
The openings are masked with cap 373.003 or 370.070.

Remark: Openings on profile should be always passable.









U uvjetima izraženih padalina (kiša, vjetar) može se koristiti opcija s većim otvorom za kapljevinu (maska 370.070).

In case of heavy precipitation (rain, wind), an option with a larger drainage opening (mask 370.070) may be used.

PREPORUKE ZA LIJEPLJENJE STAKLA NA PROFIL KRILA
RECOMMENDATIONS FOR BONDING OF GLASS ON SASH PROFILE

Postupak lijepljenja se preporučuje izvoditi s krilom u položenom položaju. Ljepilo mora biti kompatibilno s kitom po obodu stakla jer u suprotnom lijepljenje neće biti uspješno.

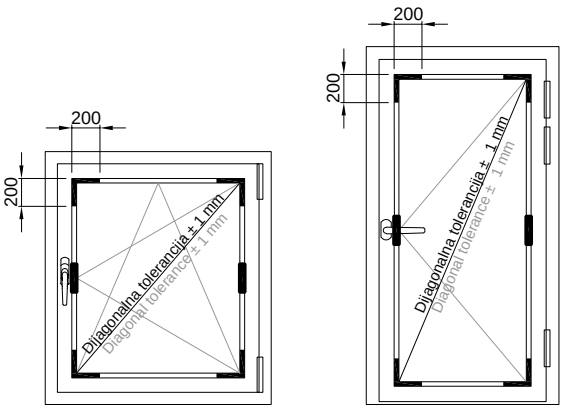
Postupak lijepljenja

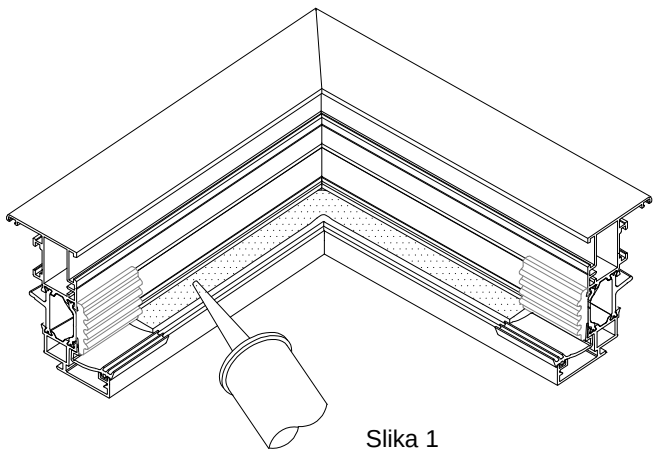
1. Postaviti XPE termoizolaciju na profil i izrezati je na mjestima na kojima će se nanositi ljepilo i postavljati podmetači za staklo.
2. Očistiti i odmastiti sve površine na koje će se nanositi ljepilo odgovarajućim sredstvom. /npr. DOWSIL R-40/ (ako je na površini na koju će se nanositi ljepilo brtva, prije čišćenja ukloniti taj dio brtve)
3. Nanijeti primer na očišćenu površinu profila /npr. DOWSIL PRIMER-1200 OS/
4. Nanijeti ljepilo na profil /npr. DOWSIL 993/ (slika 1),
5. Postaviti staklo
6. Postaviti podmetače za staklo na odgovarajuća mjesta (potrebno je odmah točno pozicionirati staklo jer nakon stvrdnjavanja ljepila nisu moguće korekcije)
7. Nanijeti ljepilo ispod stakla (slika 2)

Napomena

Otvori na profilu krila prozora radi odvoda kapljevina i ventiliranja komora krila moraju biti na udaljenosti većoj od 200 mm od unutarnjeg spoja krila tako da se ne začepe zbog ljepila ili podmetača za staklo. Prije daljnje obrade krila ljepilo se treba osušiti. (provjeriti upute proizvođača)

ljepilo





Slika 1
Picture 1

It recommended to perform glazing with sash profile in horizontal position. The adhesive must be compatible with the sealant on the glass edge, otherwise the bonding will not be successful.

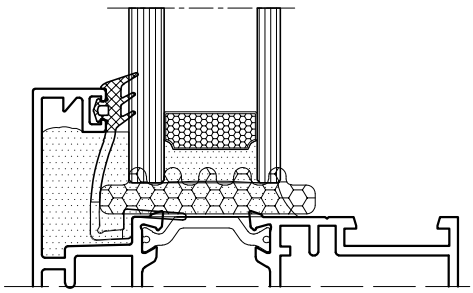
Bonding process

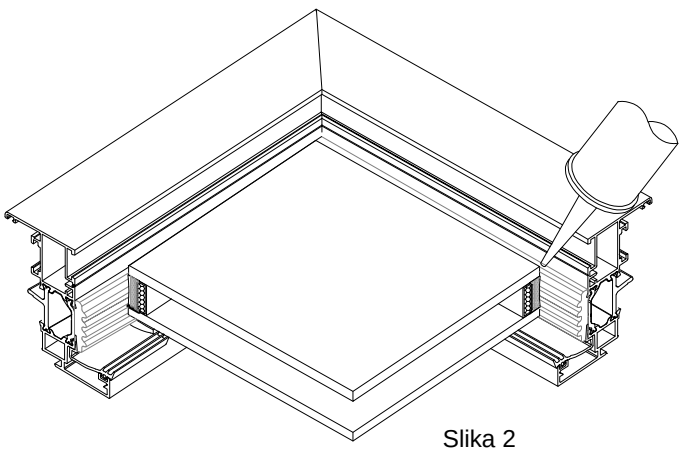
1. Place the XPE thermal insulation on the profile and cut it in the places where the adhesive will be applied and the glass packers placed.
2. Clean and degrease all surfaces on which the adhesive will be applied with a suitable product. /eg. DOWSIL R-40/ (if there is a gasket on the surface to which the adhesive will be applied, remove that part of the seal)
3. Apply the primer to the surface of the profile /eg. DOWSIL PRIMER-1200 OS/
4. Apply adhesive to the profile /eg. DOWSIL 993/ (picture 1)
5. Place the glass
6. Place the glass packers (it is necessary to position the glass exactly right away, as corrections are not possible after curing of the adhesive)
7. Apply adhesive under the glass (picture 2)

Note

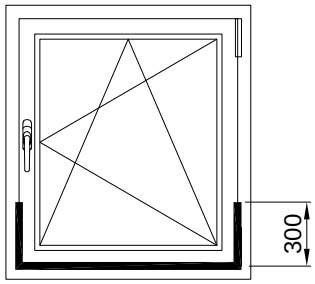
Openings on the profile of the window sash for draining liquids and ventilating the sash chambers must be at a distance of more than 200 mm from the corner of the sash so that they are not blocked by glue or glass packers. Before continuing with processing of the sash curing of the adhesive must be ensured. (check the instructions of the adhesive manufacturer)

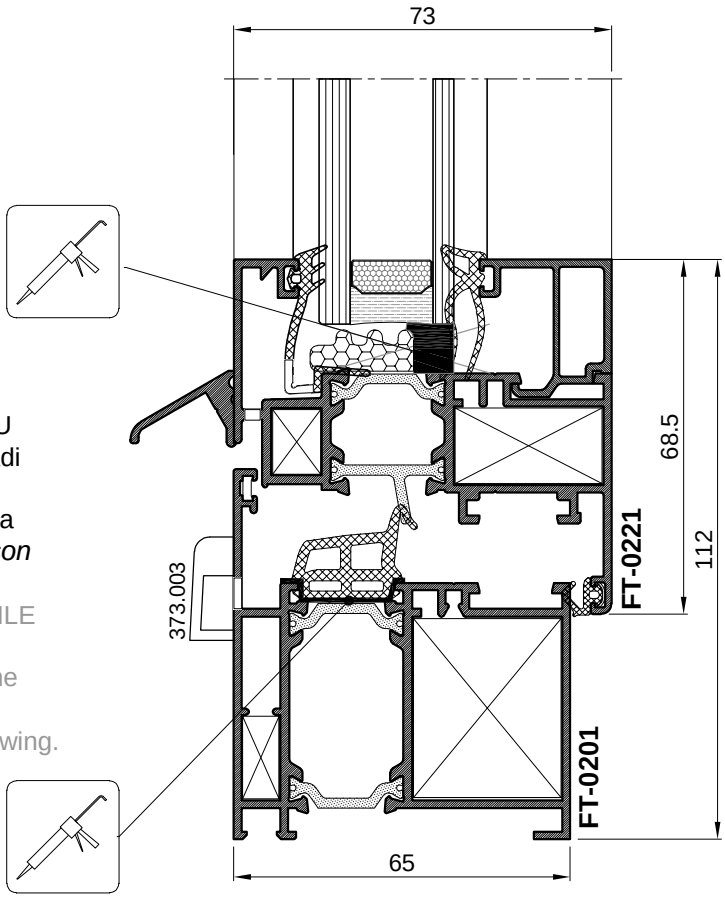
adhesive





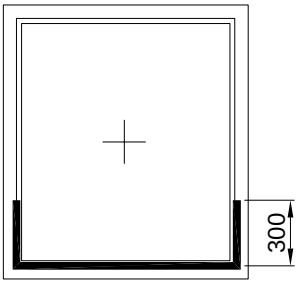
Slika 2
Picture 2

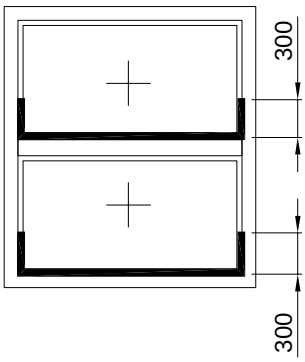


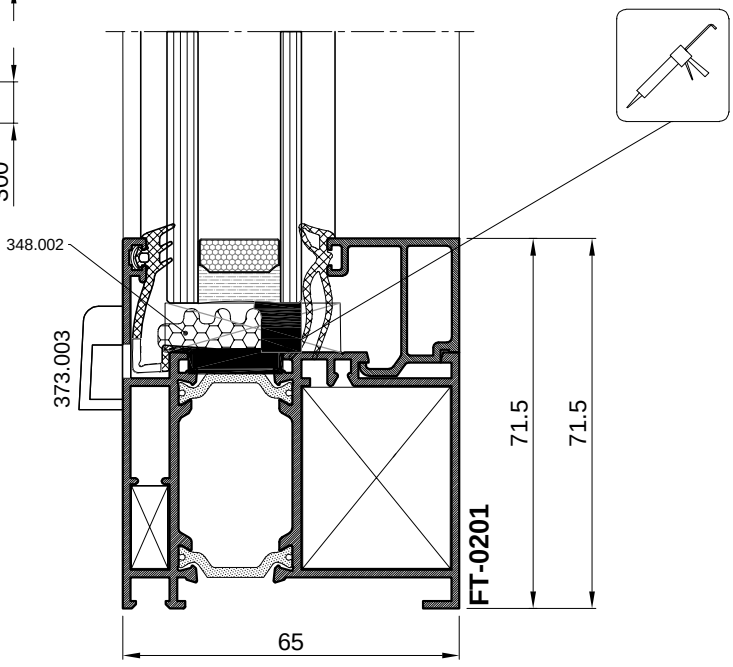


LIJEPLJENJE CENTRALNE BRTVE ZA PODLOGU
U uvjetima veće izloženosti prozora padalinama ,radi mogućeg prodora kapljevina,
preporučuje se lijepljenje centralne brtve 331.004 za podlogu, neutralnim ljepilom (npr. "Henkel" - *Teroson MS 939*), prema crtežu.

GLUEING OF CENTRAL GASKET TO THE PROFILE
In conditions of larger precipitation, for preventing possible liquid breach, it is recommended to glue the central gasket 331.004 to the profile with glue (e.g. "Henkel" - *Teroson MS 939*), as shown on the drawing.

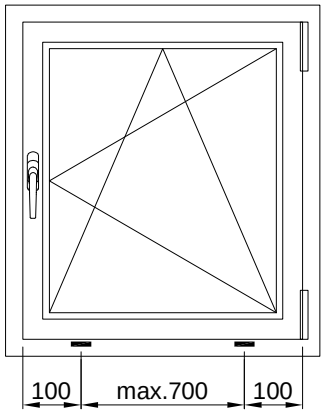






LIJEPLJENJE ISPUNE ZA PODLOGU
U uvjetima veće izloženosti prozora padalinama ,radi mogućeg prodora kapljevina,
preporučuje se lijepljenje ispune 348.002 za podlogu, neutralnim ljepilom
(npr. "Henkel" - *Teroson MS 939*),prema crtežu.

GLUEING OF FILLING
In conditions of larger precipitation, for preventing possible liquid breach, it is recommended to glue filling 314.013 with glue
(e.g."Henkel" - *Teroson MS 939*), as shown to the drawing.

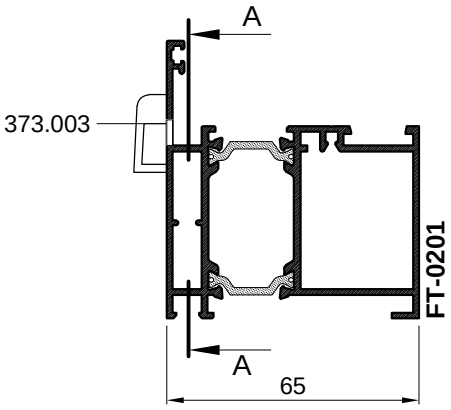


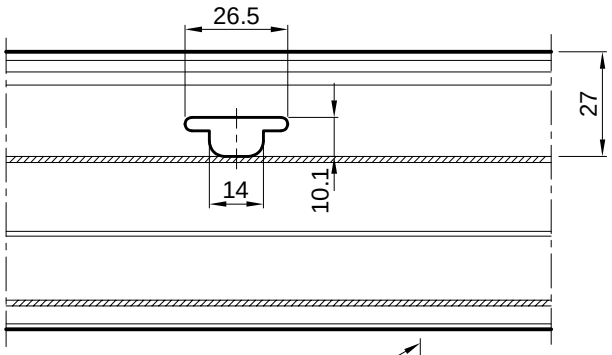
OBRADA NA PROFILU RAMA FT-0201 ZA ODVOD KAPLJEVINA
PROCESSING OF FRAME PROFILE FT-0201 FOR WATER DRAINAGE

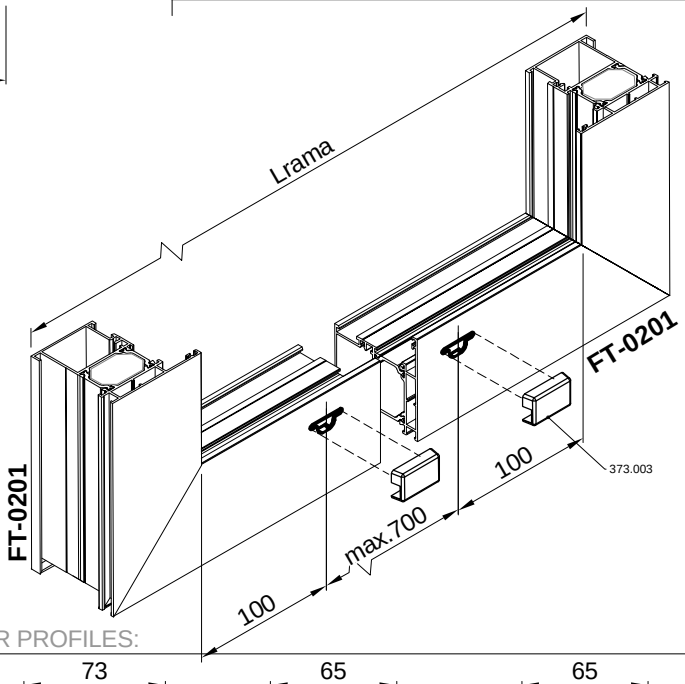
- obrada donjeg pojasa rama /štancanjem/
  Alat: Štanca S1
- 373.003- pvc maska za drenažni otvor

- processing of frame lower zone /metal punching/
  Tool: Metal punching machine S1
- 373.003- pvc mask for drainage hole

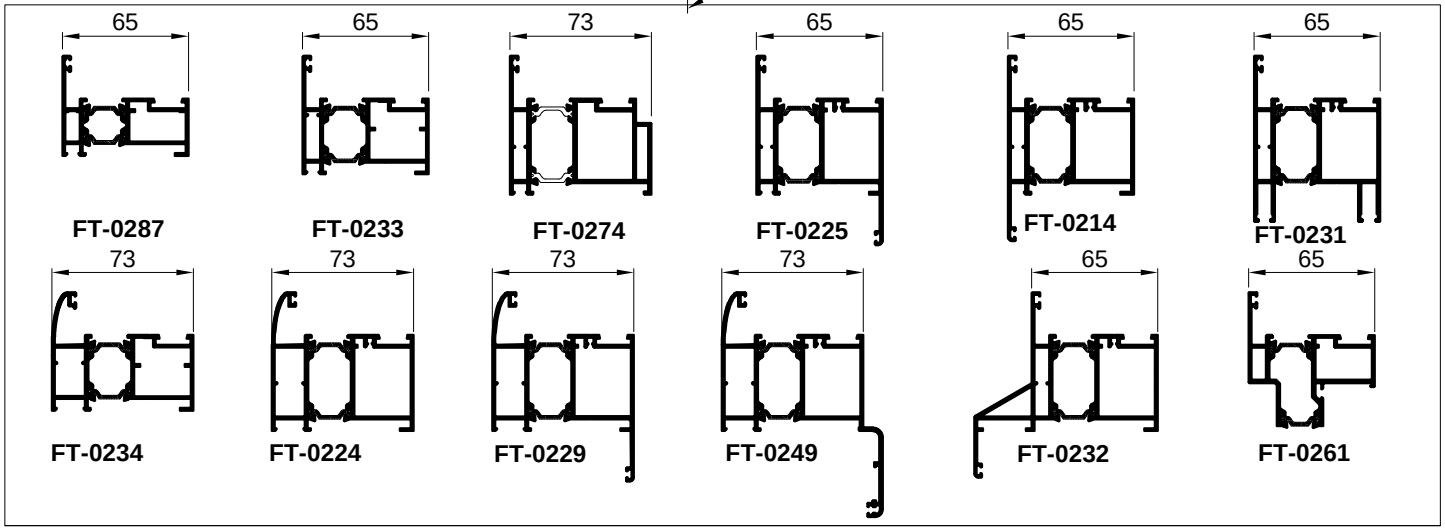
Presjek A-A
Cross-section A-A

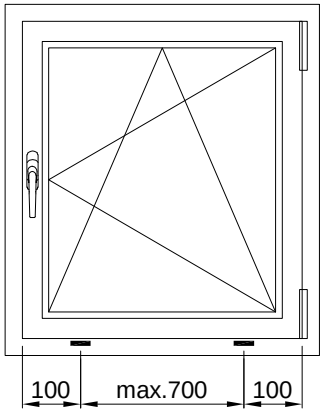






OBRADA PROFILA JE ISTA I ZA PROFILE:
PROFILE PROCESSING IS THE SAME FOR PROFILES:



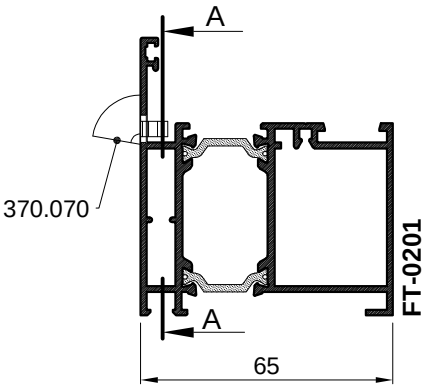


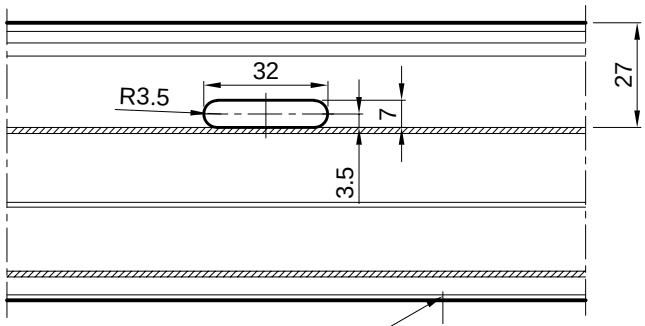
OBRADA NA PROFILU RAMA FT-0201 ZA ODVOD KAPLJEVINA
PROCESSING OF FRAME PROFILE FT-0201 FOR WATER DRAINAGE

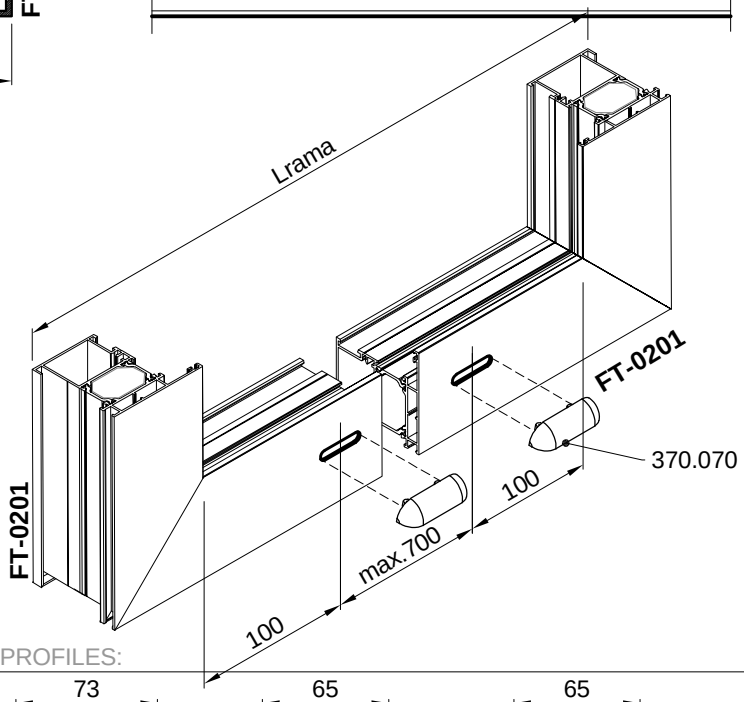
- obrada donjeg pojasa rama
  Alat: vretenasto glodalo Ø7
- 370.070- pvc maska za drenažni otvor

- processing of frame lower zone
  Tool: end mill Ø7
- 370.070- pvc mask for drainage hole

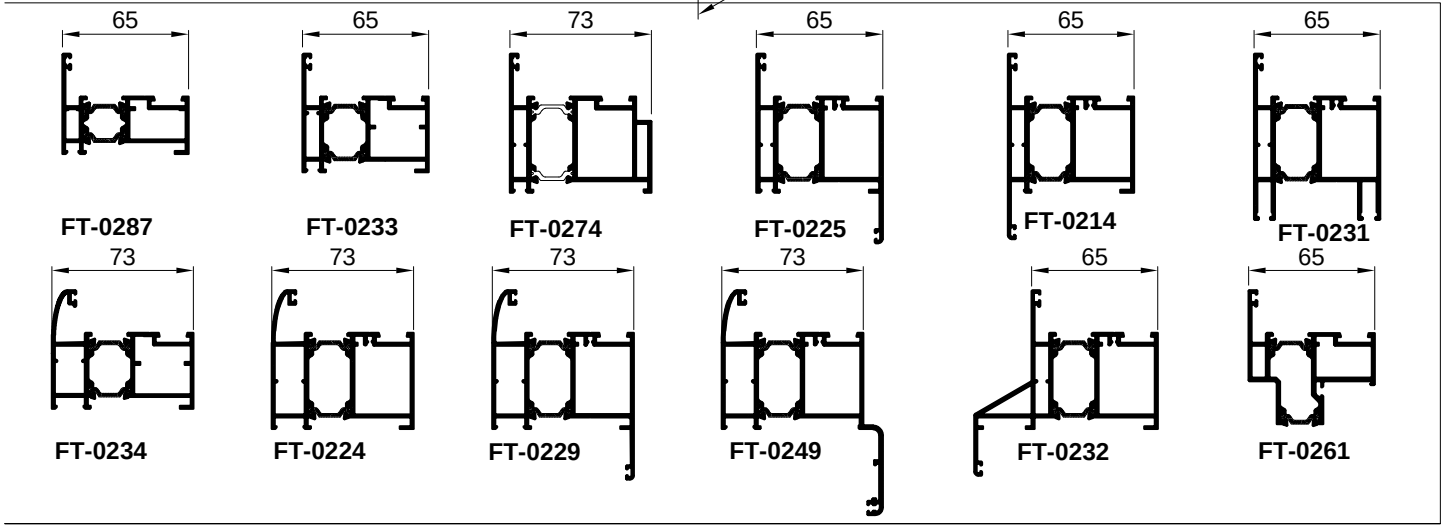
Presjek A-A
Cross-section A-A

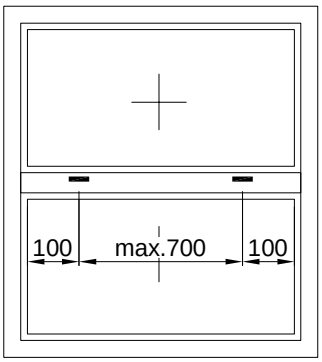






OBRADA PROFILA JE ISTA I ZA PROFILE:
PROFILE PROCESSING IS THE SAME FOR PROFILES:

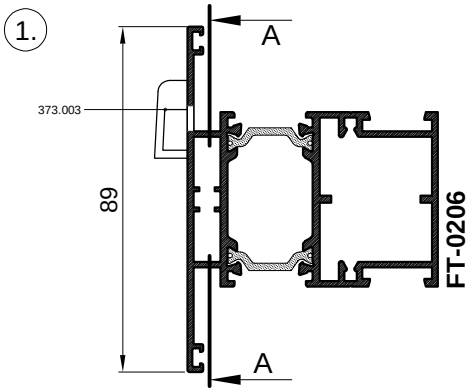


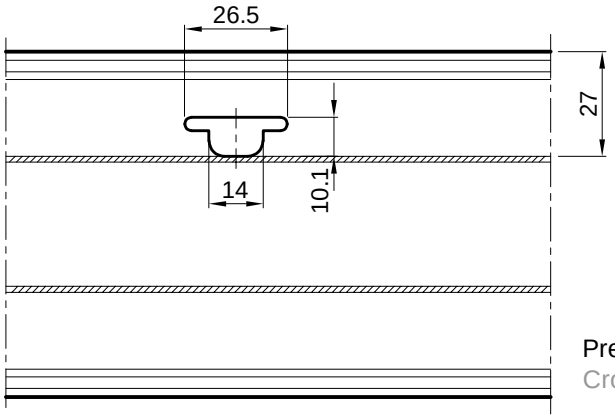


OBRADA NA PROFILU PREČKE FT-0206 ZA ODVOD KAPLJEVINA
PROCESSING OF FRAME PROFILE FT-0206 FOR WATER DRAINAGE

1. obrada FT-0206
   Alat: štanca S1, 373.003- pvc maska za drenažni otvor
   - processing of FT-0206
   Tool: Metal punching machine S1, 373.003- pvc mask for drainage hole
2. obrada FT-0206
   Alat: vretenasto glodalo Ø7, 370.070- pvc maska za drenažni otvor
   - processing of FT-0206
   Tool: end mill Ø7, 370.070- pvc mask for drainage hole

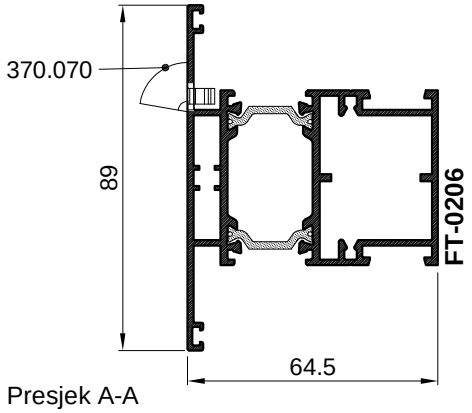
1.



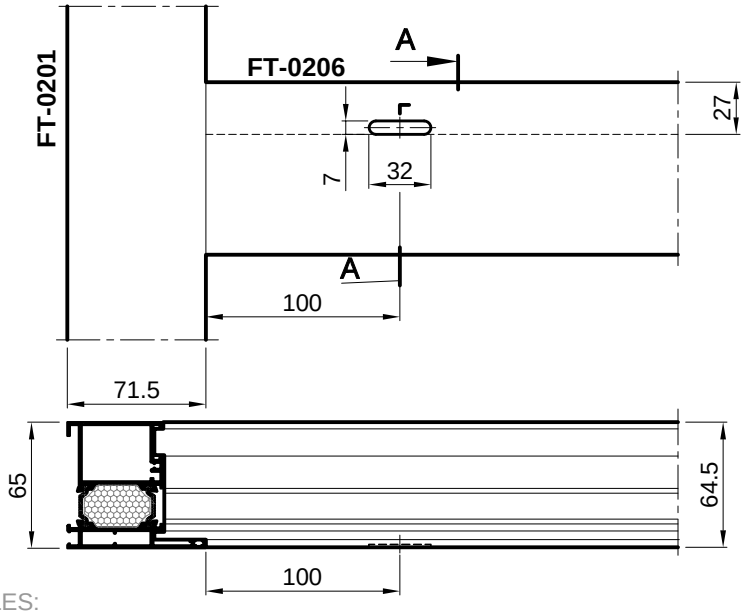


Presjek A-A
Cross-section A-A

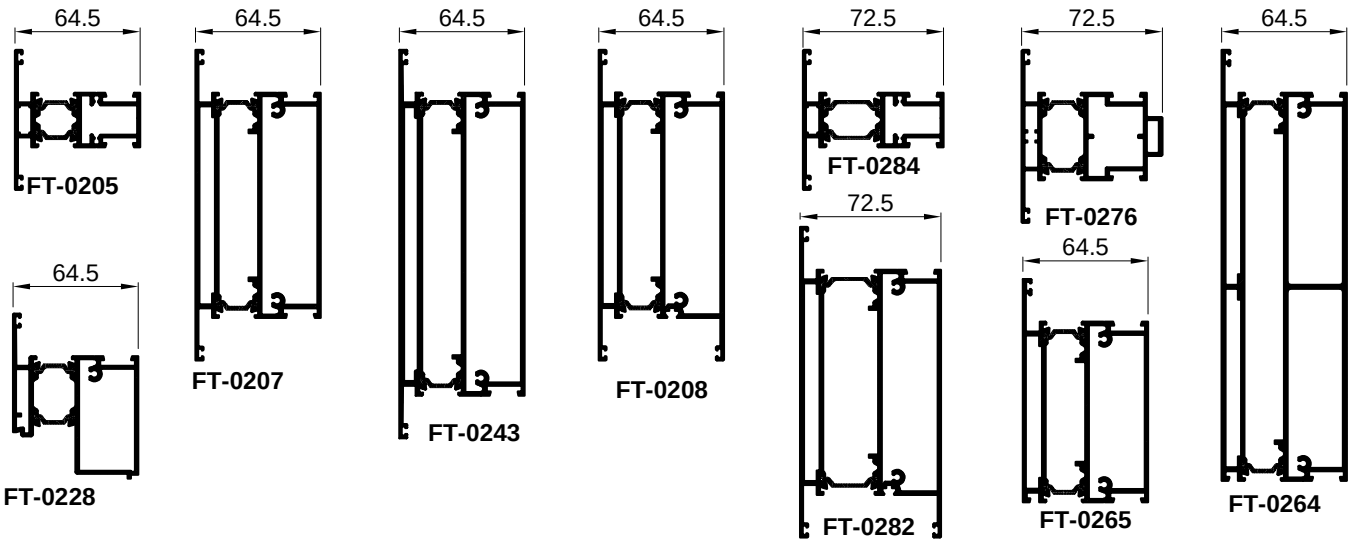
2.

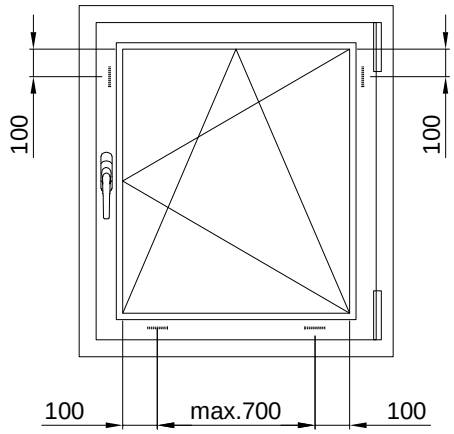


Presjek A-A
Cross-section A-A



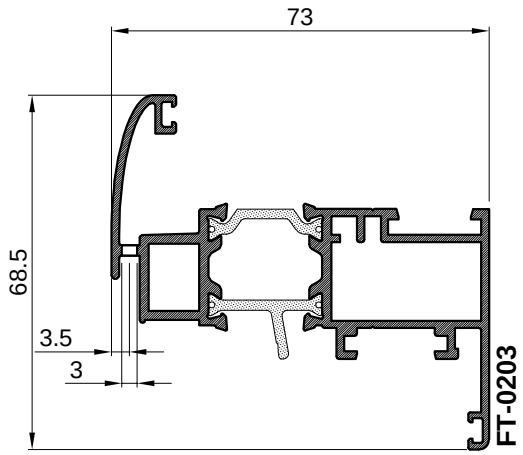
OBRADA PROFILA JE ISTA I ZA PROFILE:
PROFILE PROCESSING IS THE SAME FOR PROFILES:

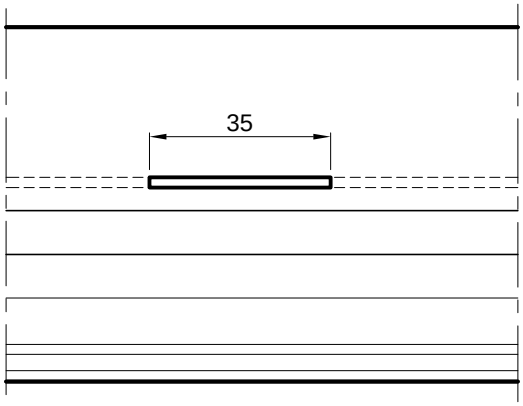


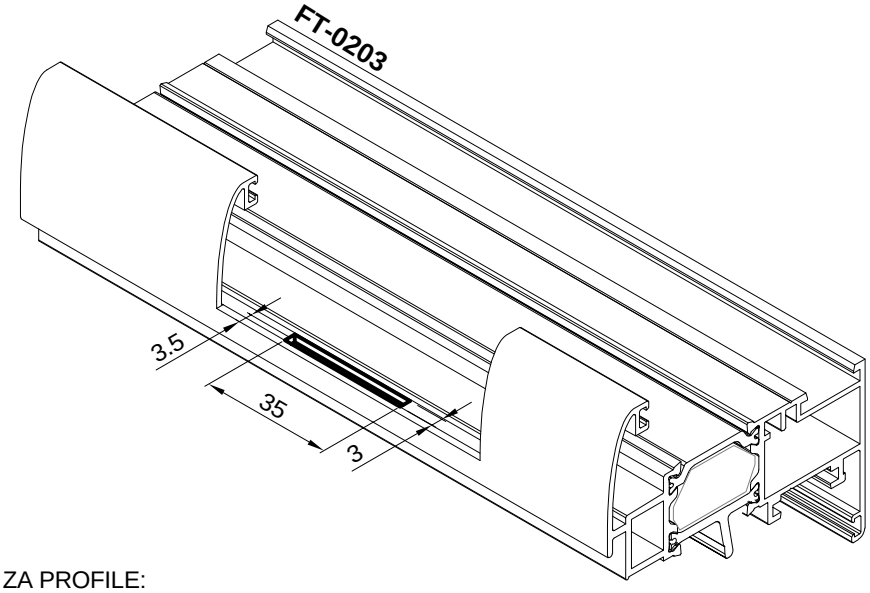


OBRADA NA PROFILU KRILA PROZORA
RADI ODVODA KAPLJEVINA I VENTILIRANJA PROZORA
-obrada donjeg i okomitih pojasa krila (štancanjem iz dva prolaza)
-obrada na štanci S1
-uslijed probijenih otvora unutar prozora dolazi do uspostave strujanja zraka i isušivanja mogućih kapljevina

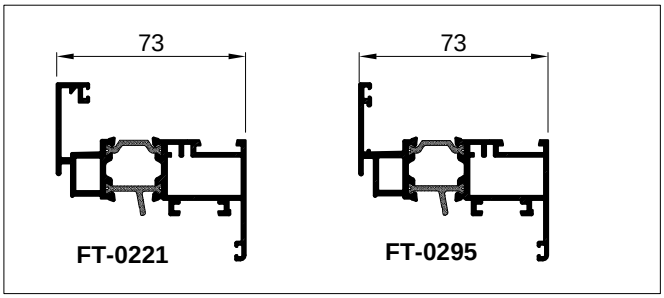
PROCESSING ON SASH PROFILE FOR DRAINAGE AND VENTILATION
-processing of lower and vertical zones on sash (two pass punching)
-processing on punch S1
-due to punched openings in the window, air ventilation is established that dries possible liquids

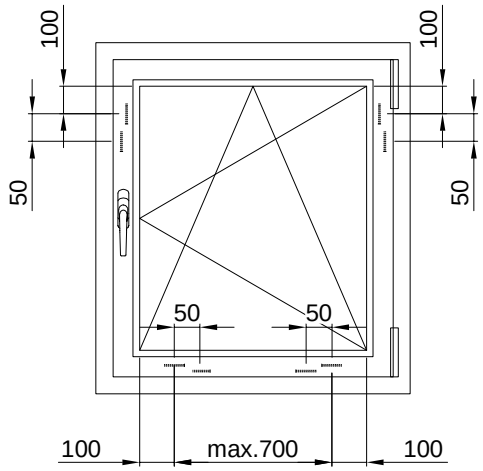






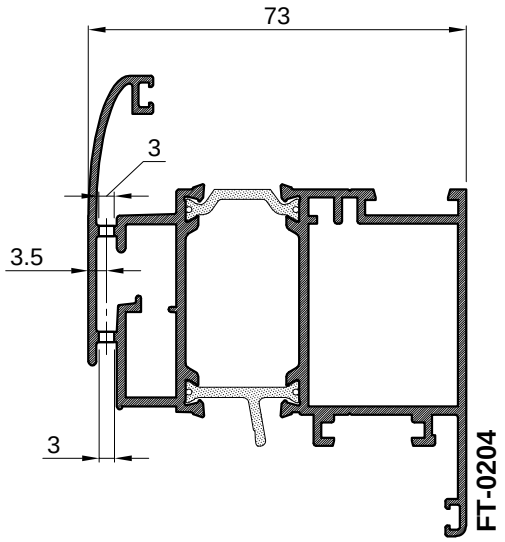
OBRADA PROFILA JE ISTA I ZA PROFILE:
PROFILE PROCESSING IS THE SAME FOR PROFILES:

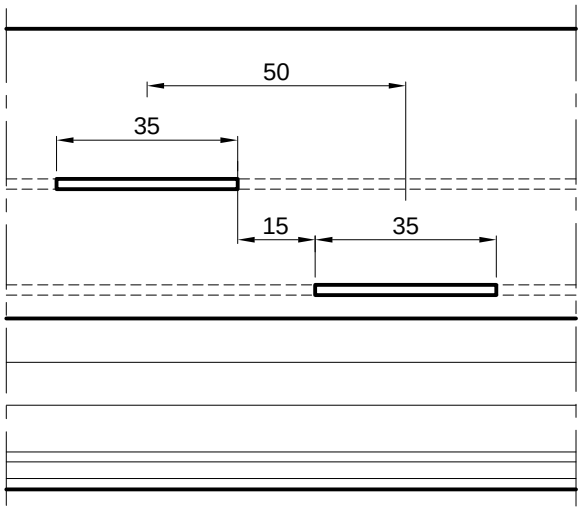


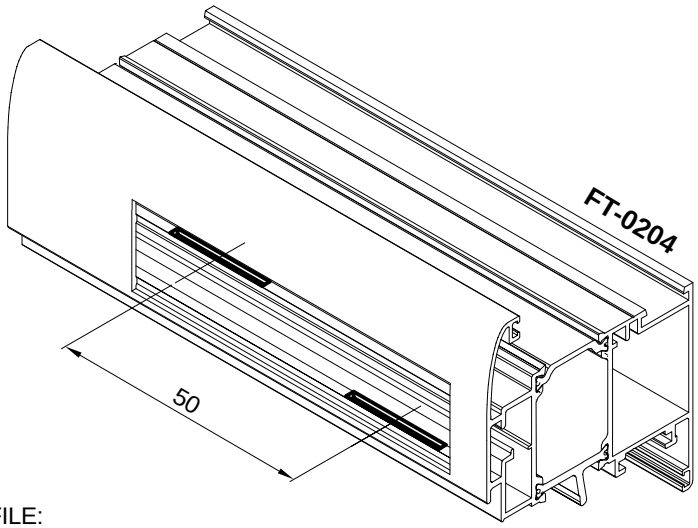


OBRADA NA PROFILU KRILA PROZORA RADI ODVODA KAPLJEVINA I VENTILIRANJA PROZORA
-obrada donjeg i okomitih pojasa krila (štancanjem iz dva prolaza)
-obrada na štanci S9
-uslijed probijenih otvora unutar prozora dolazi do uspostave strujanja zraka i isušivanja mogućih kapljevina

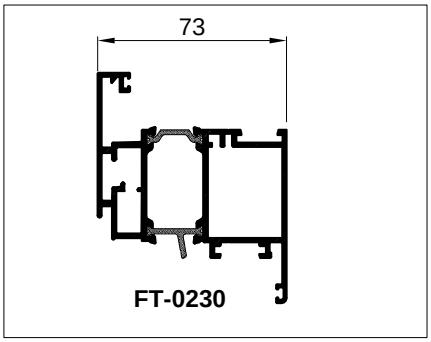
PROCESSING ON SASH PROFILE FOR DRAINAGE AND VENTILATION
-processing of lower and vertical zones on sash (two pass punching)
-processing on punch S9
-due to punched openings in the window, air ventilation is established that dries possible liquids



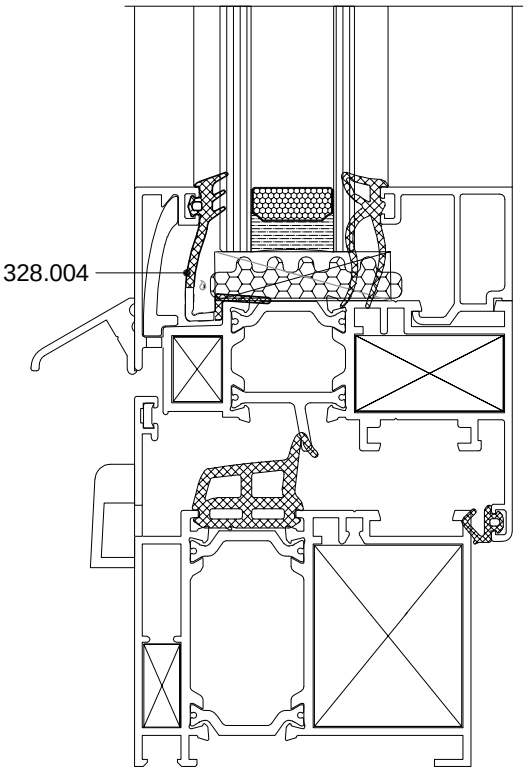


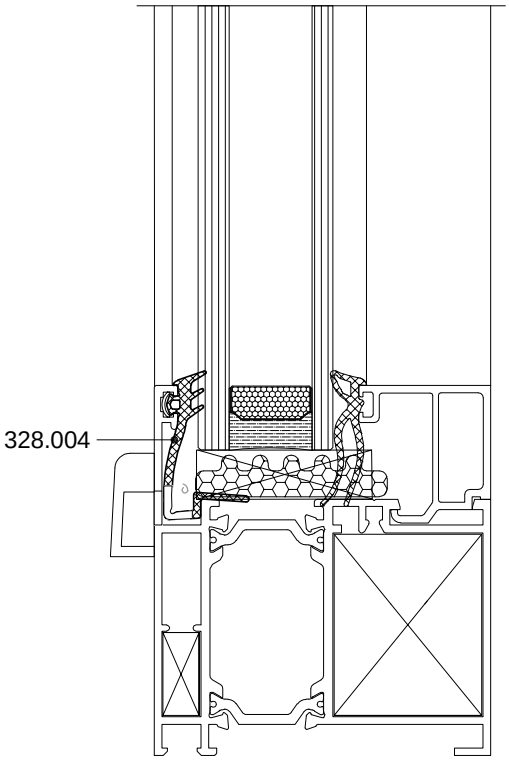


OBRADA PROFILA JE ISTA I ZA PROFILE:
PROFILE PROCESSING IS THE SAME FOR PROFILES:

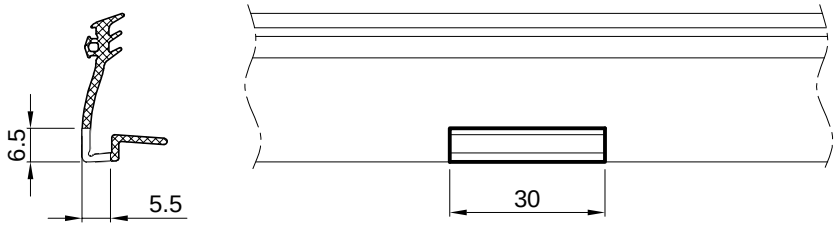


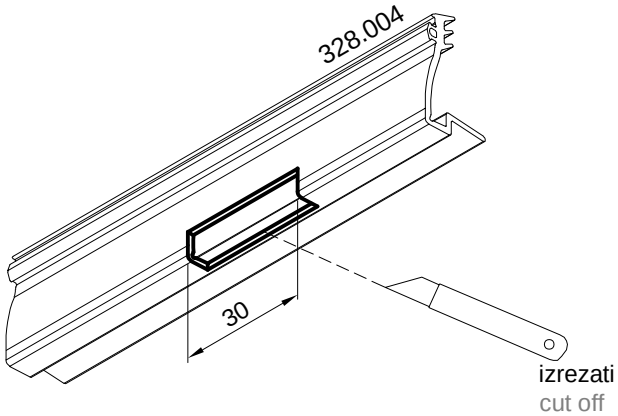
OBRADA BRTVE 328.004
-obrada brtve u donjem pojasu prozora radi odvoda kapljevina
-otvore na brtvi izrezati svakih 300 mm
PROCESSING OF GASKET 328.004
-processing of gasket in lower zone of the window for drainage
-cut the gasket every 300 mm



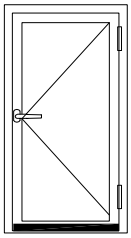


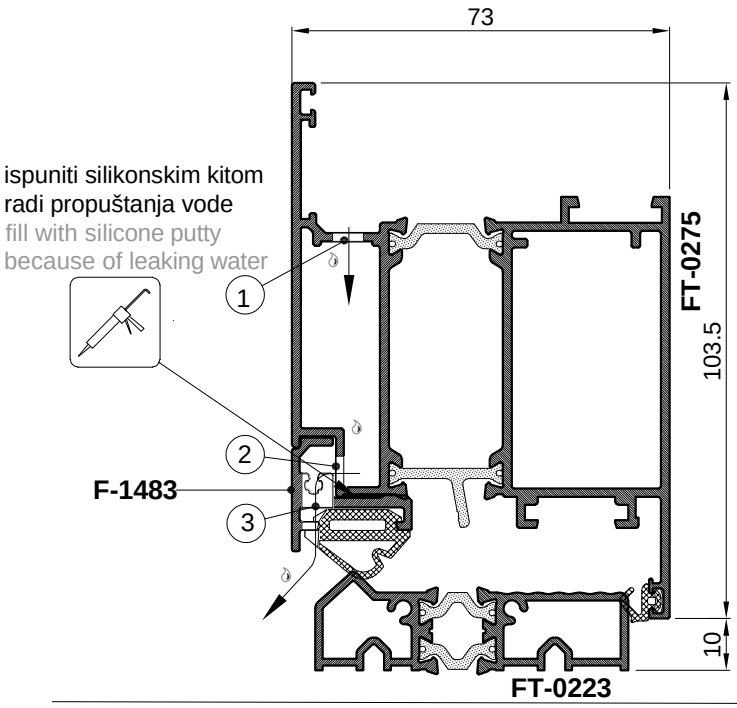
328.004





ODVOD KAPLJEVINA IZ KRILA VRATA (otvaranje unutra)
DRAINAGE FROM DOOR SASH (inward opening)



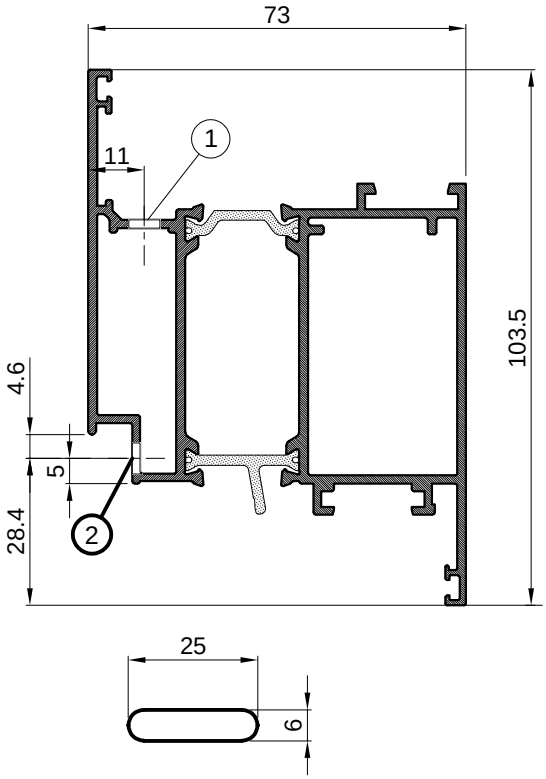


1 = 6 x 25

2 = 6 x 25

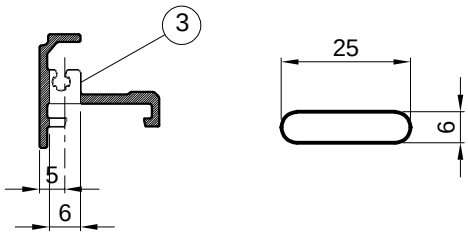
3 = obrada processing

OBRADA PROFILA KRILA FT-0275
PROCESSING OF SASH PROFILE FT-0275



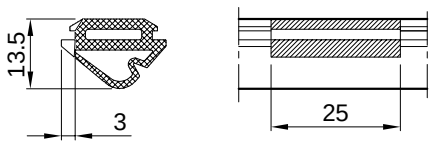
- Obradu raditi vretenastim glodalom, max.700 mm (minimalno dva po krilu) -100 mm od kraja unutarnje kote profila krila
- Process with end mill max. 700 mm (min. two places per sash) -100 mm from the end of inside dimension of sash profile

OBRADA PROFILA F-1483
PROCESSING OF PROFILE F-1483



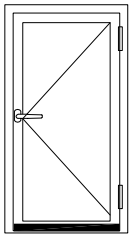
- Obradu raditi vretenastim glodalom, max.700 mm (minimalno dva po krilu) -170 mm od kraja
- Process with end mill, max. 700 mm (min. two per sash) -170 mm from the end

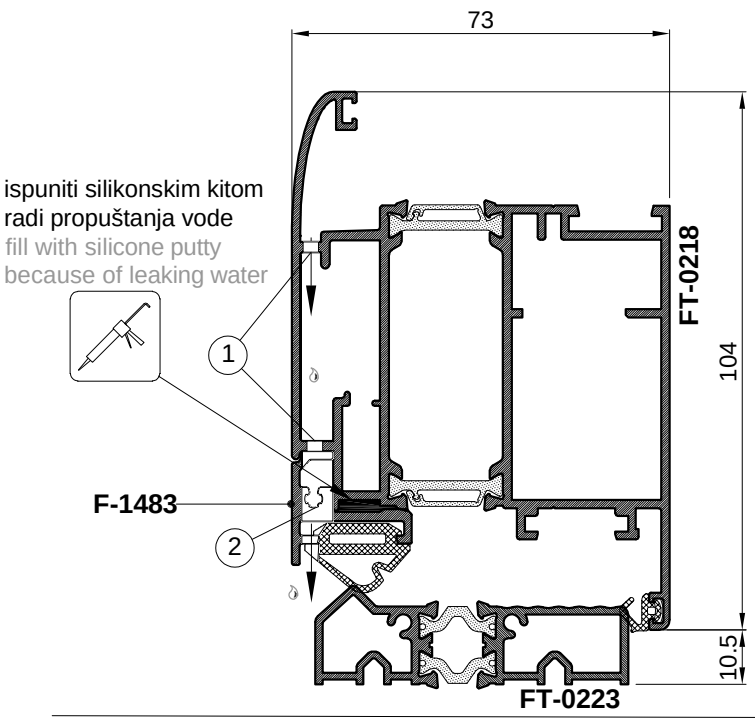
OBRADA BRTVE 344.071
PROCESSING OF GASKET 344.071



- Brtvu zarezati na mjestu obrade profila F-1483
- Notch the gasket at the profile F-1483 processing site

ODVOD KAPLJEVINA IZ KRILA VRATA (otvaranje unutra)
DRAINAGE FROM DOOR SASH (inward opening)

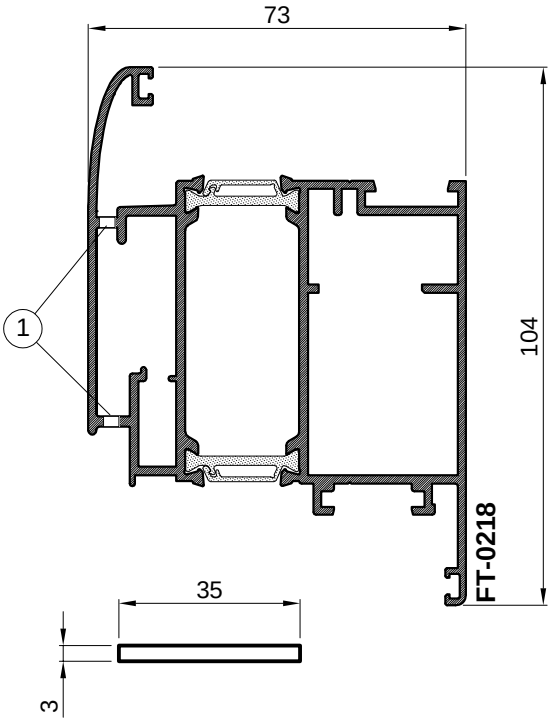




1 obrada na štanci S9
processing on bracket S9

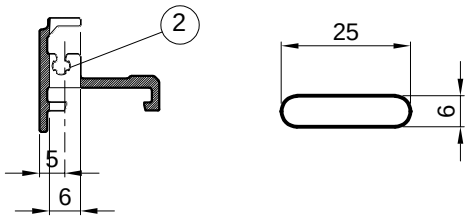
2 = 6 x 25

OBRADA PROFILA KRILA FT-0218
PROCESSING OF SASH PROFILE FT-0218



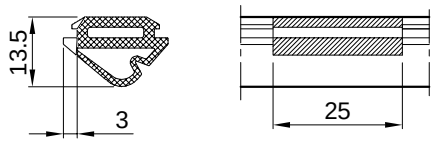
- Obradu raditi na štanci S9
- Processing work on bracket S9

OBRADA PROFILA F-1483
PROCESSING OF PROFILE F-1483



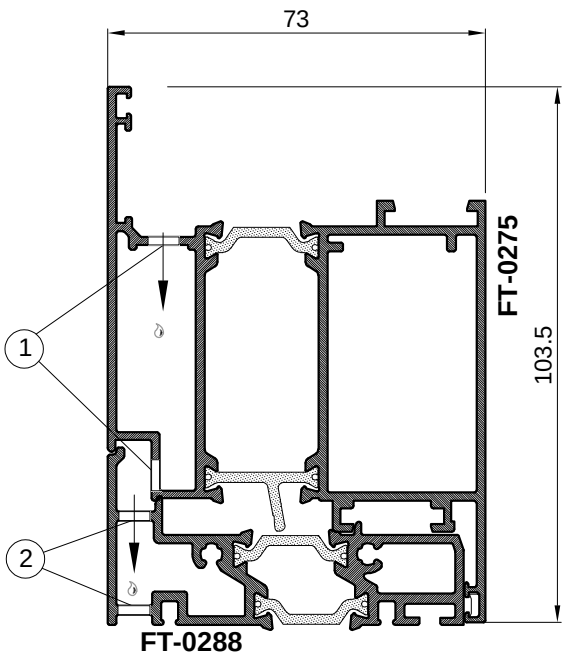
- Obradu raditi vretenastim glodalom, max.700 mm (minimalno dva po krilu) -215 mm od kraja
- Process with end mill, max.700 mm (min. two per sash) -215 mm from the end

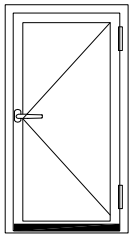
OBRADA BRTVE 344.071
PROCESSING OF GASKET 344.071



- Brtvu zarezati na mjestu obrade profila F-1483
- Notch the gasket at the profile F-1483 processing site

ODVOD KAPLJEVINA IZ KRILA VRATA (otvaranje unutra)
DRAINAGE FROM DOOR SASH (inward opening)

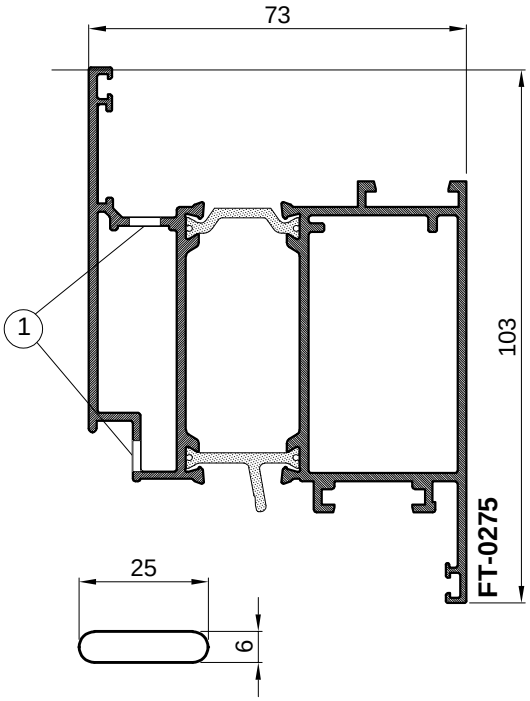




1 = 6 x 25

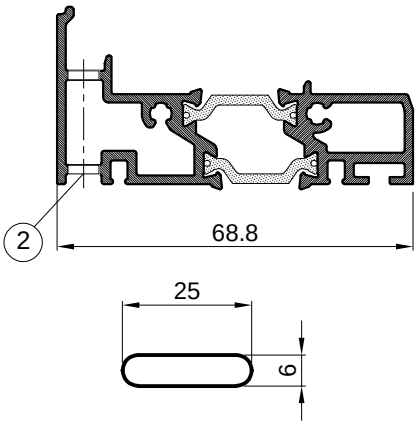
2 = 6 x 25

OBRADA PROFILA KRILA FT-0275
PROCESSING OF SASH PROFILE FT-0275



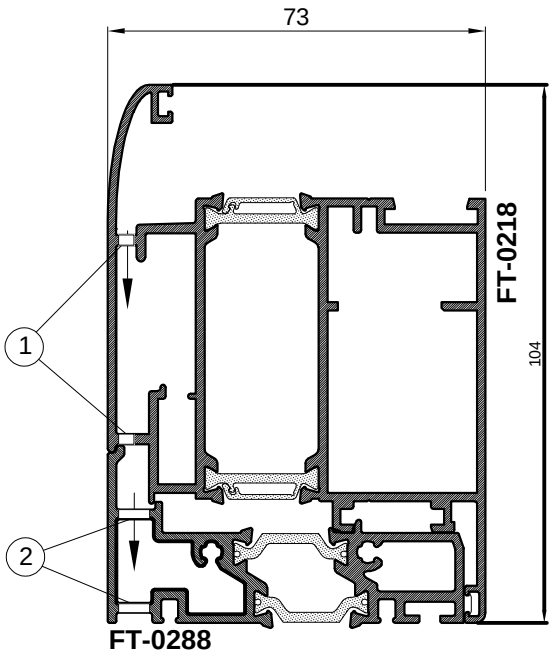
- Obradu raditi vretenastim glodalom, max.700 mm (minimalno dva po krilu) -100 mm od kraja unutarnje kote profila krila
- Process with end mill max. 700 mm (min. two places per sash) -100 mm from the end of inside dimension of sash profile

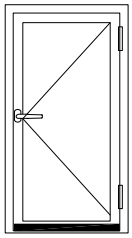
OBRADA PROFILA FT-0288
PROCESSING OF PROFILE FT-0288



- Obradu raditi vretenastim glodalom, max.700 mm (minimalno dva po krilu) -150 mm od kraja
- Process with end mill, max.700 mm (min. two per sash) -150 mm from the end

ODVOD KAPLJEVINA IZ KRILA VRATA (otvaranje unutra)
DRAINAGE FROM DOOR SASH (inward opening)

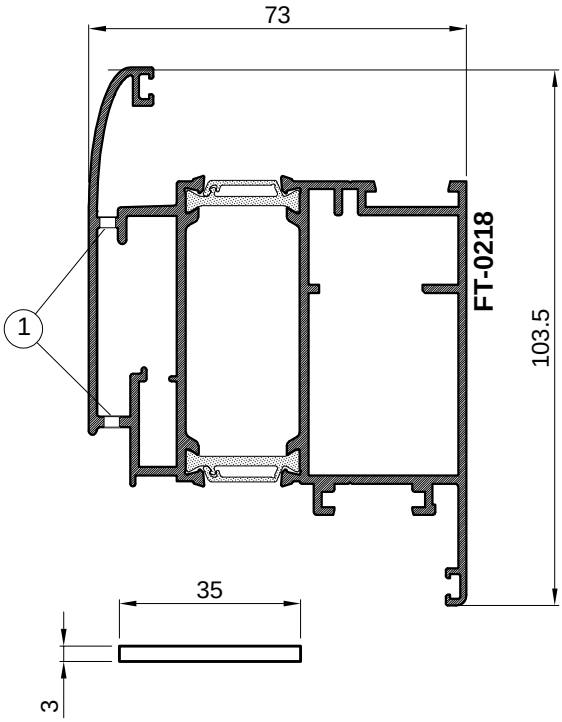




1 obrada na štanci S9
processing on bracket S9

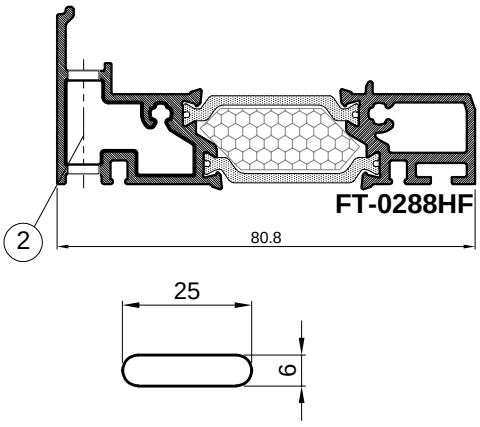
2 = 6 x 25

OBRADA PROFILA KRILA FT-0218
PROCESSING OF SASH PROFILE FT-0218



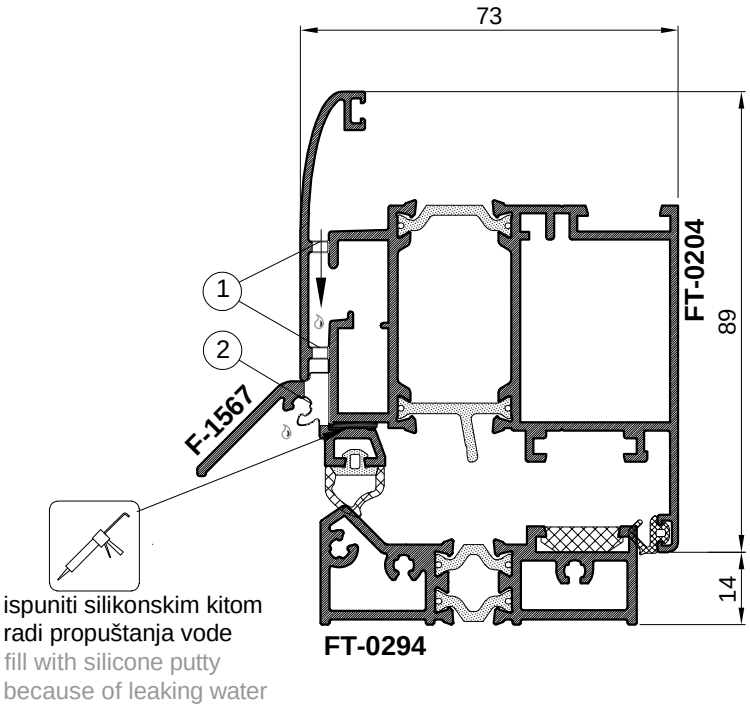
- Obradu raditi na štanci S9
- Processing work on bracket S9

OBRADA PROFILA FT-0288HF
PROCESSING OF PROFILE FT-0288HF

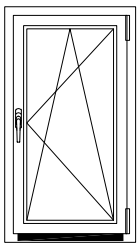


- Obradu raditi vretenastim glodalom, max.700 mm (minimalno dva po krilu) -150 mm od kraja
- Process with end mill, max.700 mm (min. two per sash) -150 mm from the end

ODVOD KAPLJEVINA IZ KRILA BALKONSKIH VRATA
DRAINAGE FROM DOOR BALCONY SASH



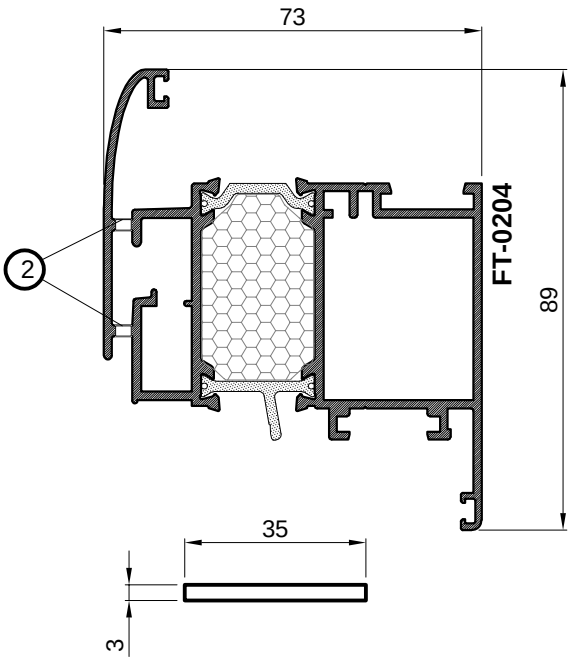
ispuniti silikonskim kitom
radi propuštanja vode
fill with silicone putty
because of leaking water



1 obrada na štanci S9
processing on bracket S9

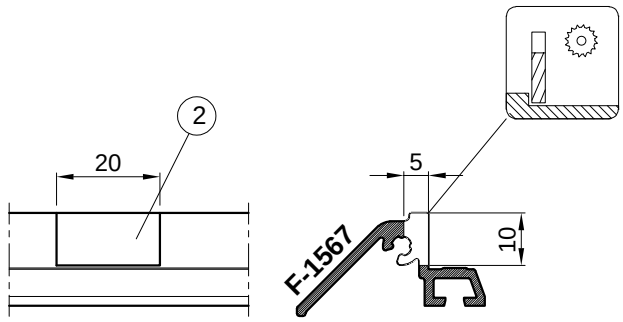
2 obrada processing

OBRADA PROFILA KRILA FT-0204
PROCESSING OF SASH PROFILE FT-0204



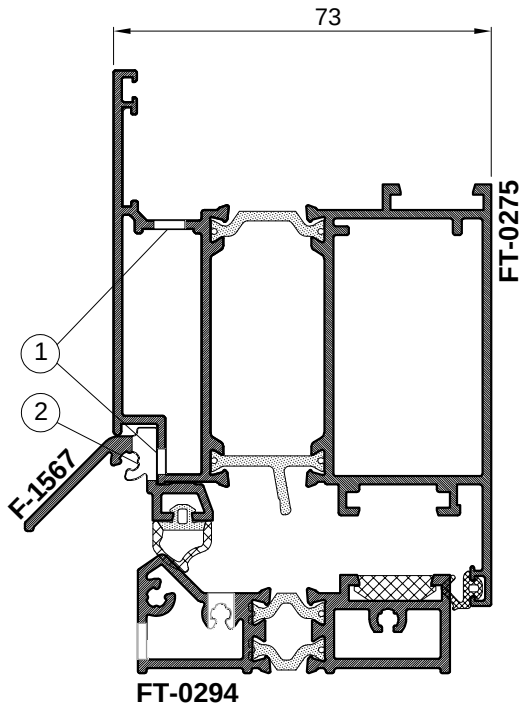
- Obradu raditi na štanci S9
- Processing work on bracket S9

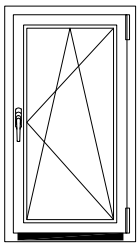
OBRADA PROFILA F-1567
PROCESSING OF PROFILE F-1567



- Obradu raditi vretenastim glodalom, max.700 mm (minimalno dva po krilu) -200 mm od kraja
- Process with end mill, max.700 mm (min. two per sash) -200 mm from the end

ODVOD KAPLJEVINA IZ KRILA VRATA (otvaranje unutra)
DRAINAGE FROM DOOR SASH (inward opening)

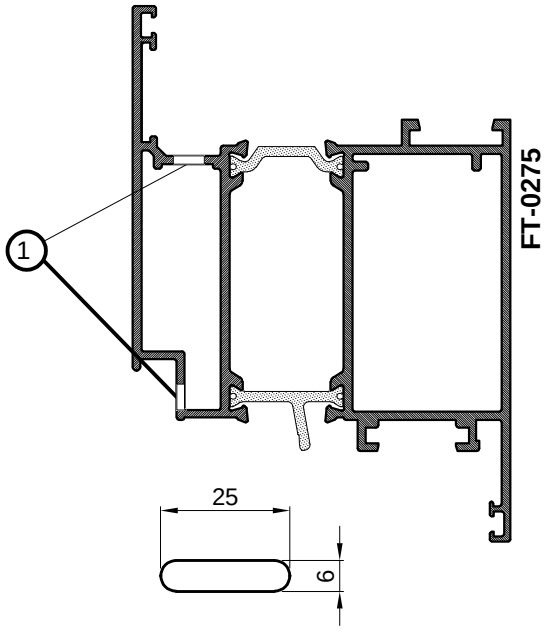




1 obrada processing

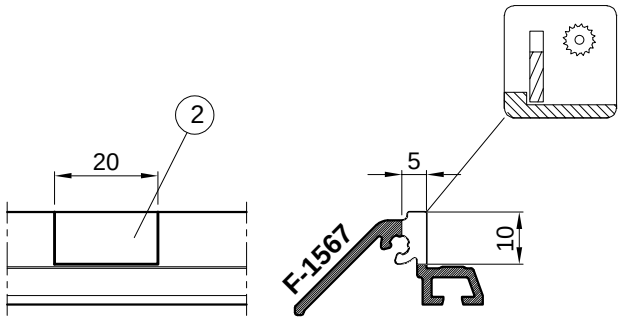
2 obrada processing

OBRADA PROFILA KRILA FT-0275
PROCESSING OF SASH PROFILE FT-0275



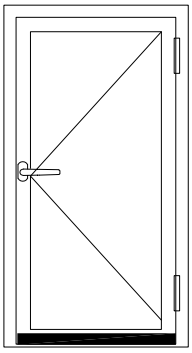
- Obradu raditi vretenastim glodalom na razmaku max.700 mm (minimalno dva po krilu), 100 mm od kraja unutarnje kote profila krila
- Process with end mill max. 700 mm (min. two places per sash) 100 mm from the end of inside dimension of sash profile

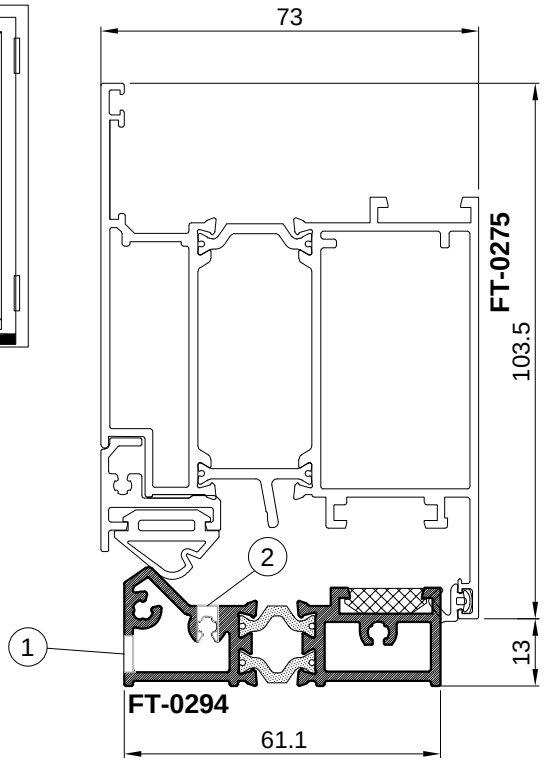
OBRADA PROFILA F-1567
PROCESSING OF PROFILE F-1567



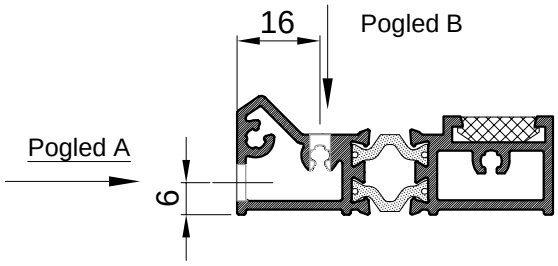
- Obradu raditi vretenastim glodalom na razmaku max.700 mm (minimalno dva po krilu), položaj obrade uskladiti prema obradi na krilu
- Process with end mill max.700 mm (min. two per sash) coordinate the processing position according to the processing on the sash

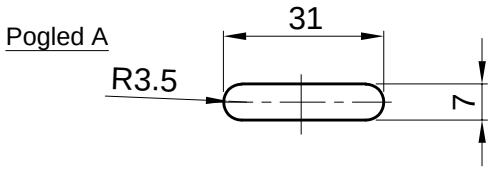
ODVOD KAPLJEVINA IZ PRAGA VRATA FT-0294 (otvaranje unutra)
DRAINAGE FROM DOOR THRESHOLD FT-0294 (inward opening)

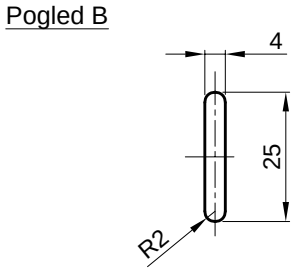


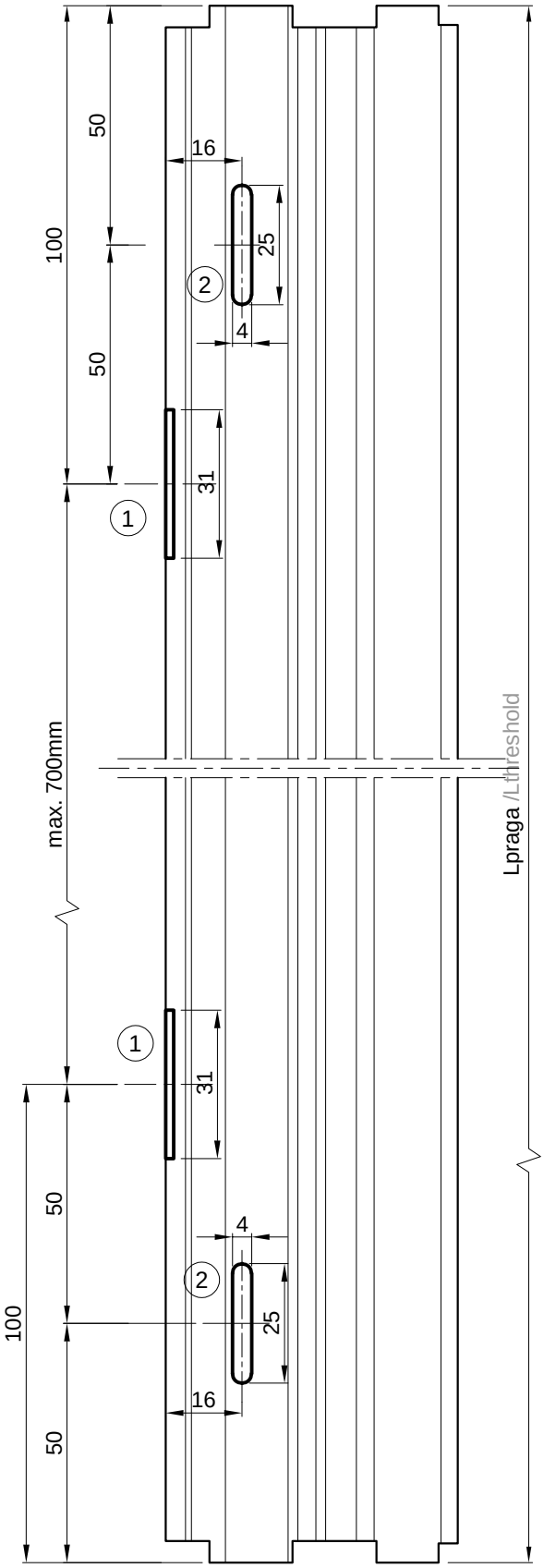


OBRADA PROFILA PRAGA FT-0294
PROCESSING OF SASH PROFILE FT-0294

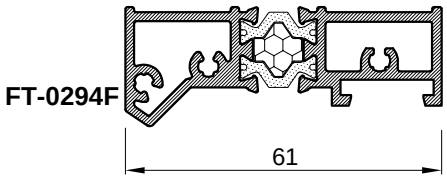






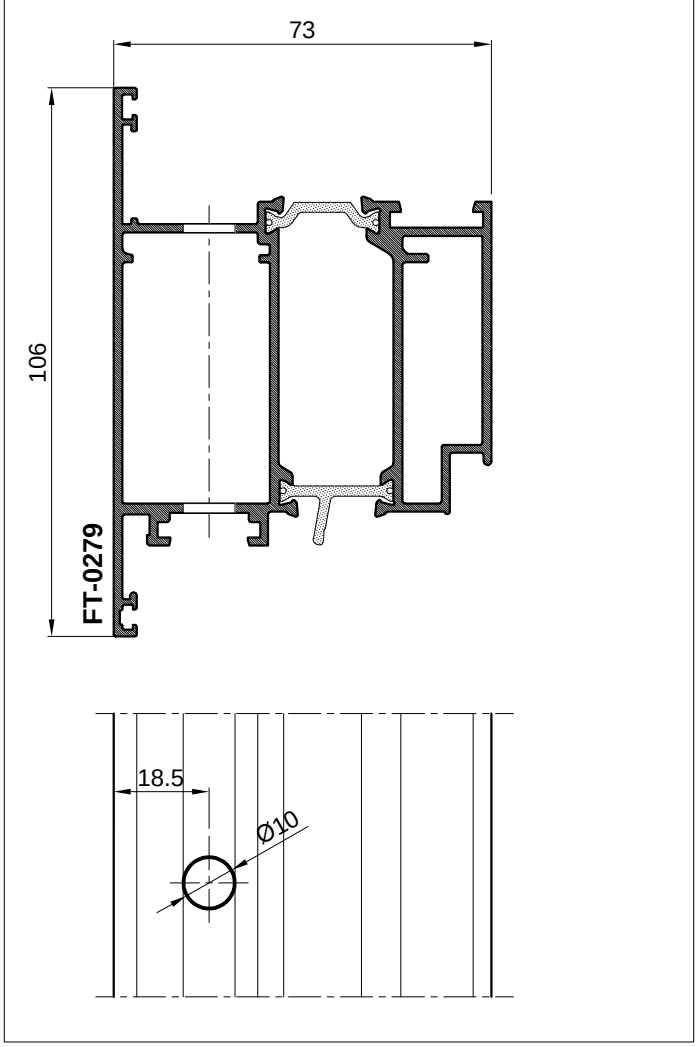


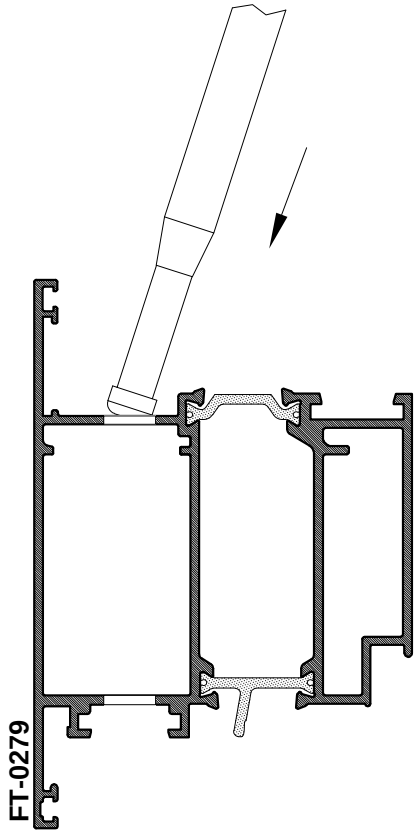
- Obradu raditi vretenastim glodalom, max.700 mm (minimalno dva po krilu) -100 mm od kraja unutarnje kote profila krila
- Process with end mill max. 700 mm (min. two places per sash) -100 mm from the end of inside dimension of sash profile



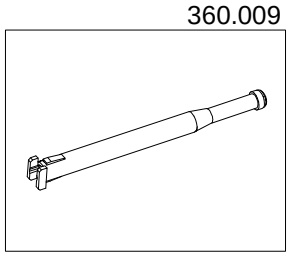
UGRADNJA MONODRAIN CJEVČICE 360.009
MONTAGE OF MONODRAIN TUBE 360.009

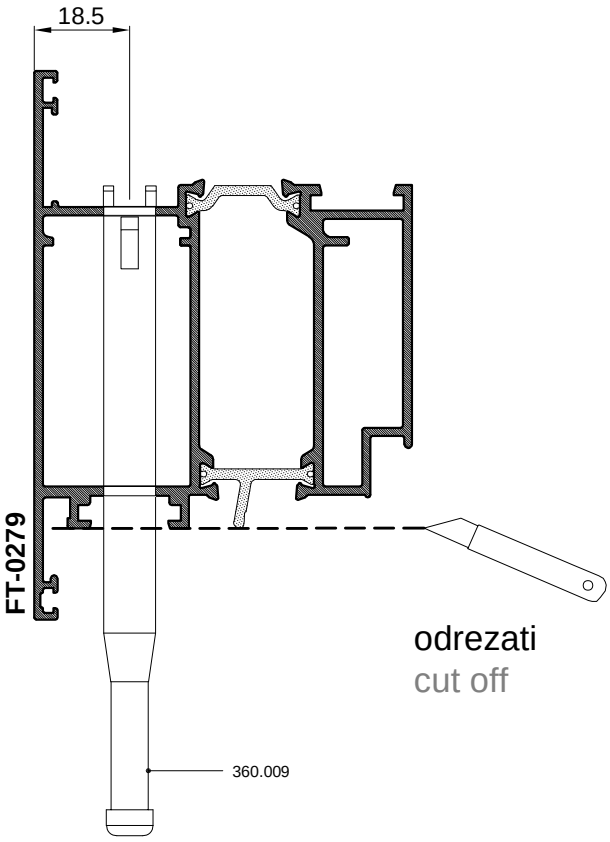
OBRADA PROFILA FT-0275
PROCESSING OF SASH FT-0275





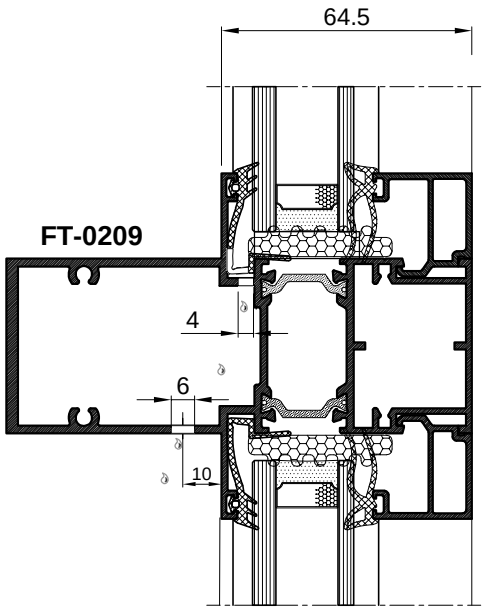
Obrada za ugradnju monodrain cjevčice 360.009
-rupa Ø10, max.700 mm (min.dva po krilu), 100 mm od kraja
Processing for installation of monodrain tube 360.009
-hole Ø10, max.700 mm (min.two on sash), 100 mm from end



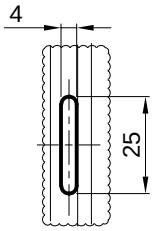


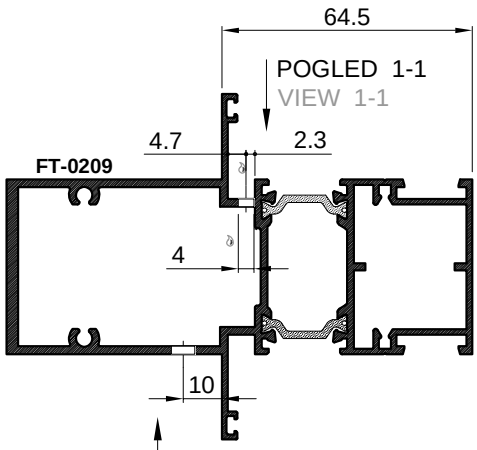
odrezati
cut off

OBRADE ZA ODVOD KAPLJEVINA
PROCESSING FOR LIQUID DRAINAGE



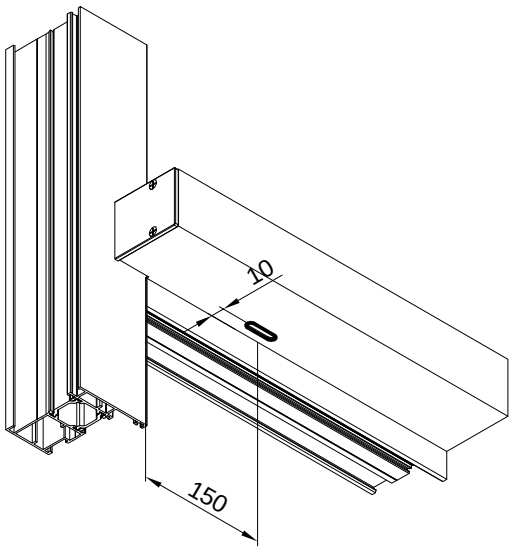
POGLED 1-1
VIEW 1-1



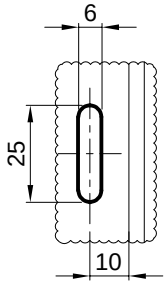


POGLED 2-2
VIEW 2-2

- obradu raditi vretenastim glodalom
- max.700 mm (minimalno dva po krilu)
- 150 mm od spoja s ramom
- do the processing with a spindle cutter
- max.700 mm (minimum two per wing)
- 150 mm from the joint with the frame

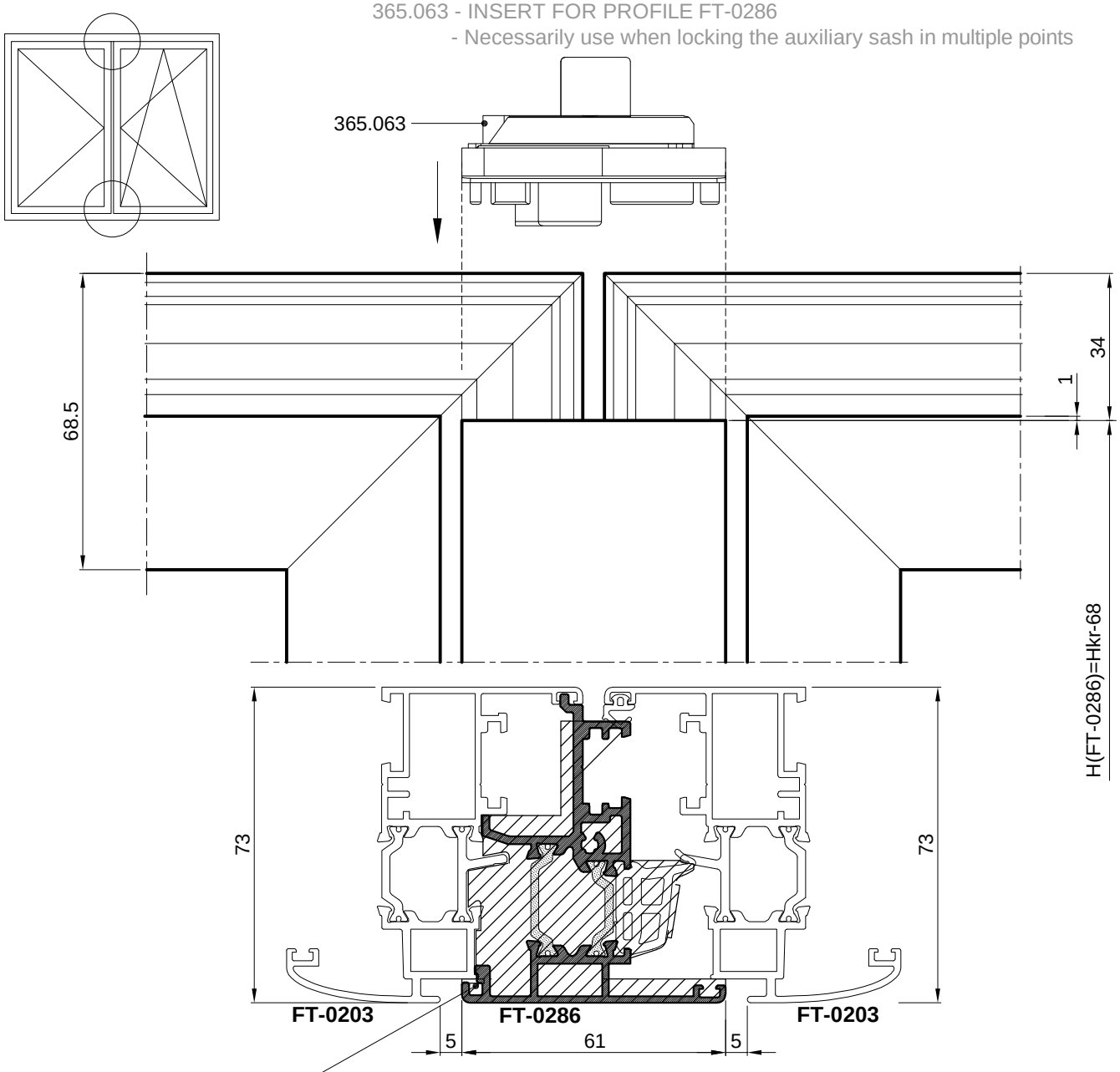


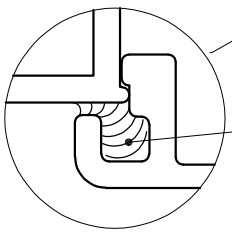
- obradu raditi vretenastim glodalom svakih 700 mm,150 mm od krajeva spoja s ramom
- do the processing with a spindle cutter every 700 mm, 150 mm from the ends connection with the frame

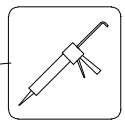


POGLED 2-2
VIEW 2-2

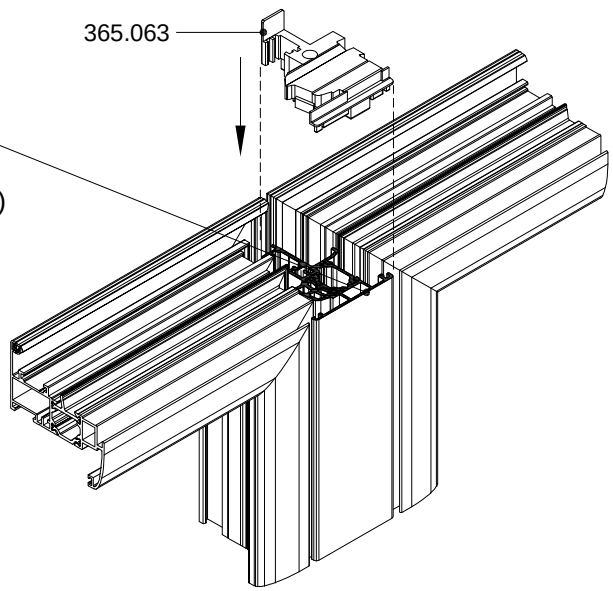
365.063 - UMETAK ZA PROFIL FT-0286
- Obavezna uporaba kod ključanja pomoćnog krila u više točaka
365.063 - INSERT FOR PROFILE FT-0286
- Necessarily use when locking the auxiliary sash in multiple points





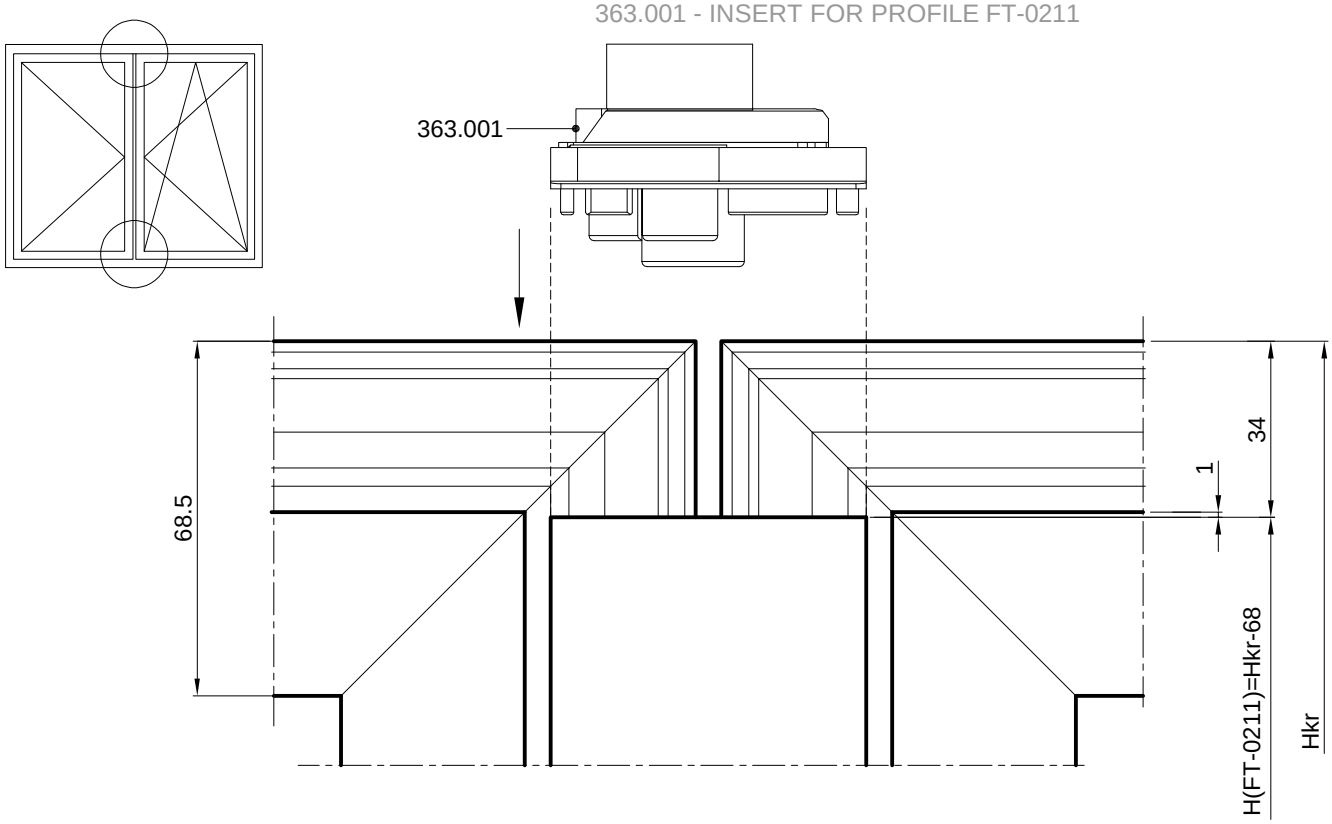


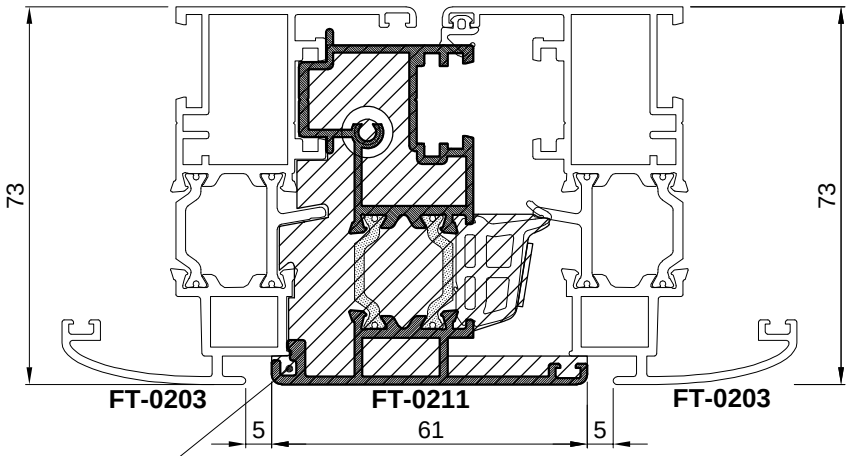
ljepilo za metal
(npr. Teroson MS 939)
metal glue
(eg. Teroson MS 939)

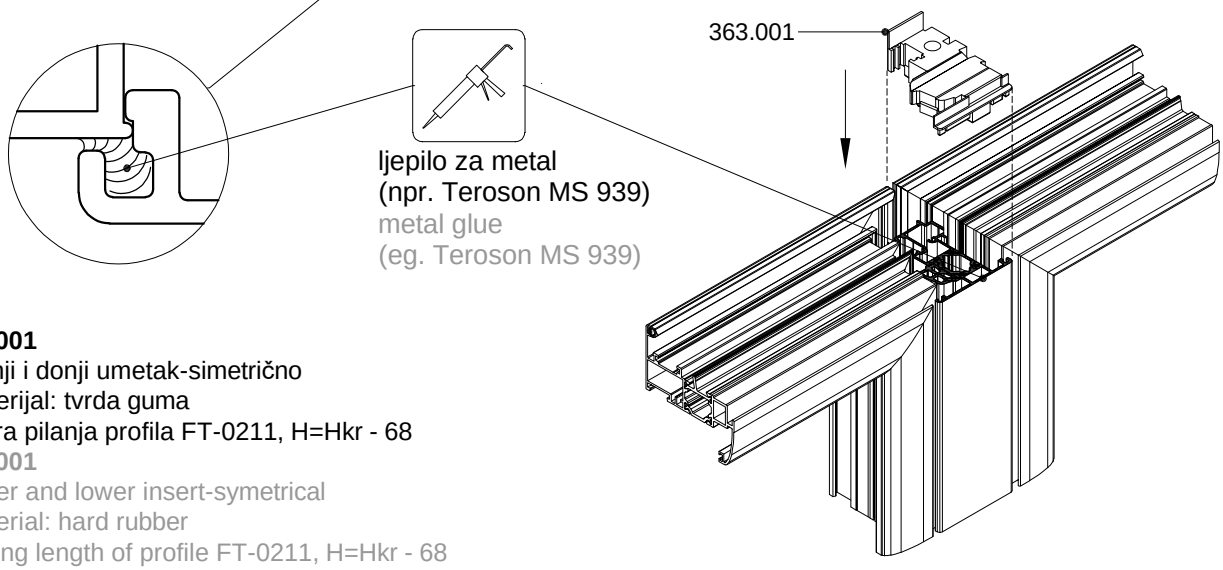


365.063
-gornji i donji umetak-simetrično
-materijal:tvrda guma
-mjera pilanja profila FT-0286 H(FT-0286)=Hkr - 68
365.063
-upper and lower insert-symetrical
-material:hard rubber
-cutting length of profile FT-0286 H=(FT-0286)=Hkr - 68

363.001 - UMETAK ZA PROFIL FT-0211
363.001 - INSERT FOR PROFILE FT-0211



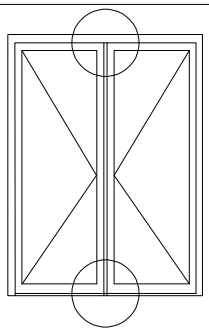


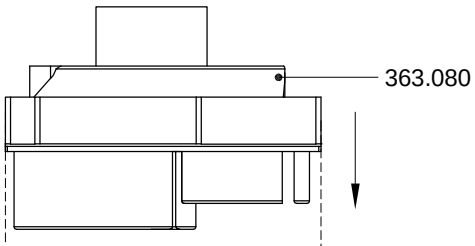


ljepilo za metal
(npr. Teroson MS 939)
metal glue
(eg. Teroson MS 939)

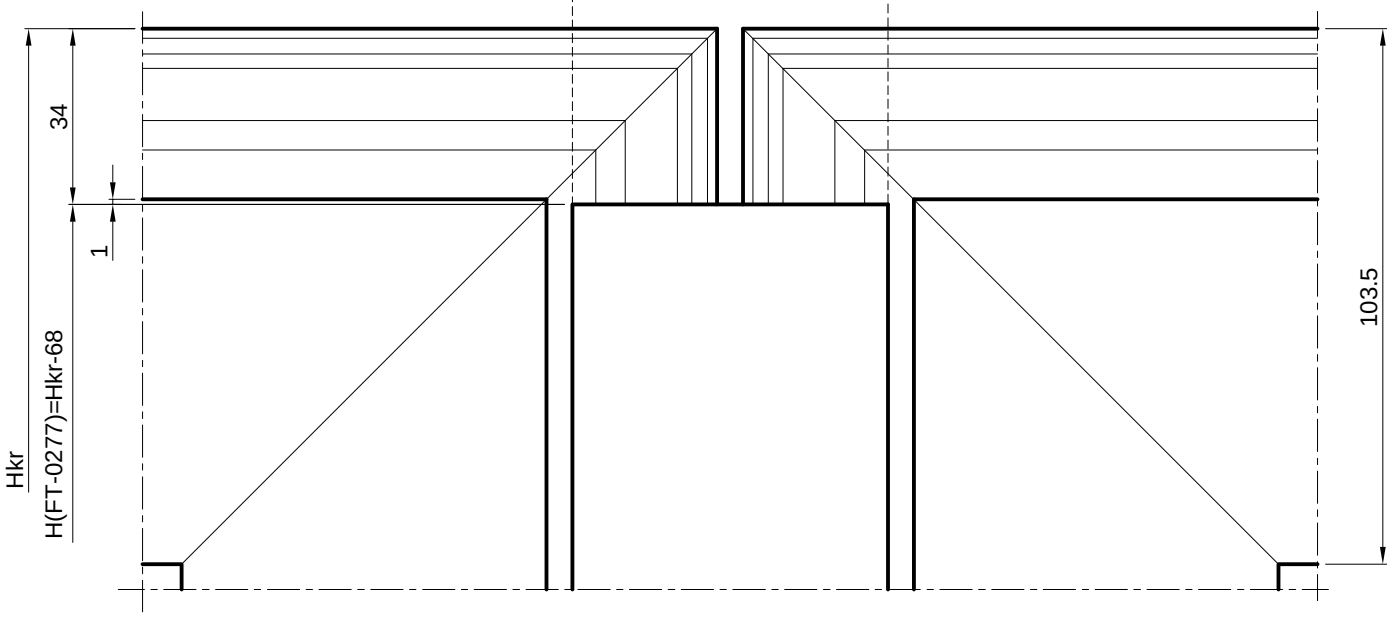
363.001
-gornji i donji umetak-simetrično
-materijal: tvrda guma
-mjera pilanja profila FT-0211, H=Hkr - 68
363.001
-upper and lower insert-symetrical
-material: hard rubber
-cutting length of profile FT-0211, H=Hkr - 68

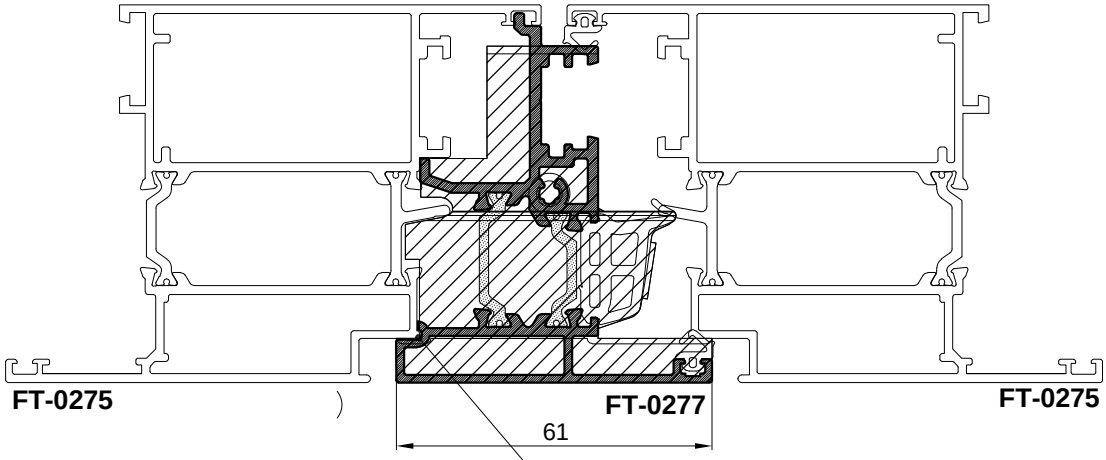
363.080- UMETAK ZA PROFIL FT-0277 - ZA KRILO VRATA FT-0275
363.080- INSERT FOR PROFILE FT-0277 - FOR DOOR SASH FT-0275

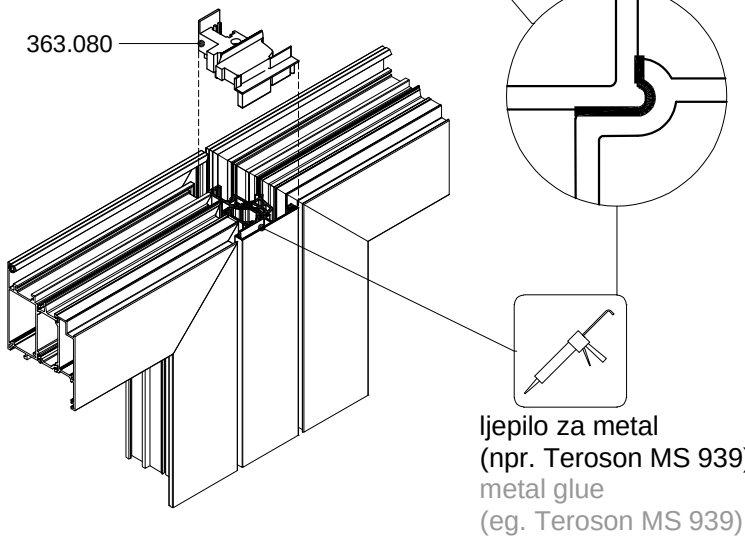




OTVARANJE UNUTRA
INWARD OPENING





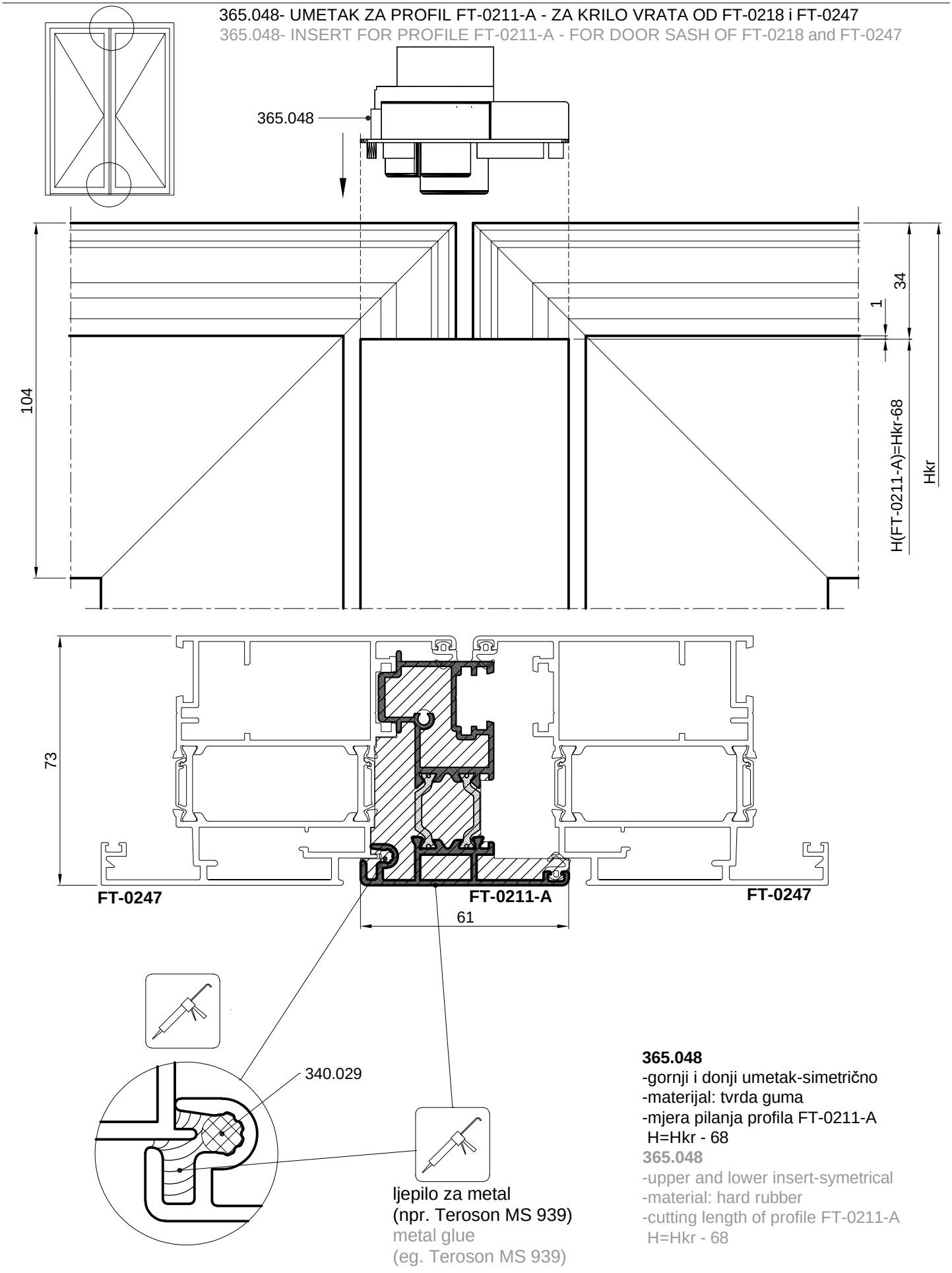


ljepilo za metal
(npr. Teroson MS 939)
metal glue
(eg. Teroson MS 939)

363-080
-gornji i donji umetak-simetrično
-materijal: tvrda guma
-mjera pilanja profila FT-0277
H=Hkr - 68

363-080
-upper and lower insert-symetrical
-material:hard rubber
-cutting length of profile FT-0277
H=Hsh - 68

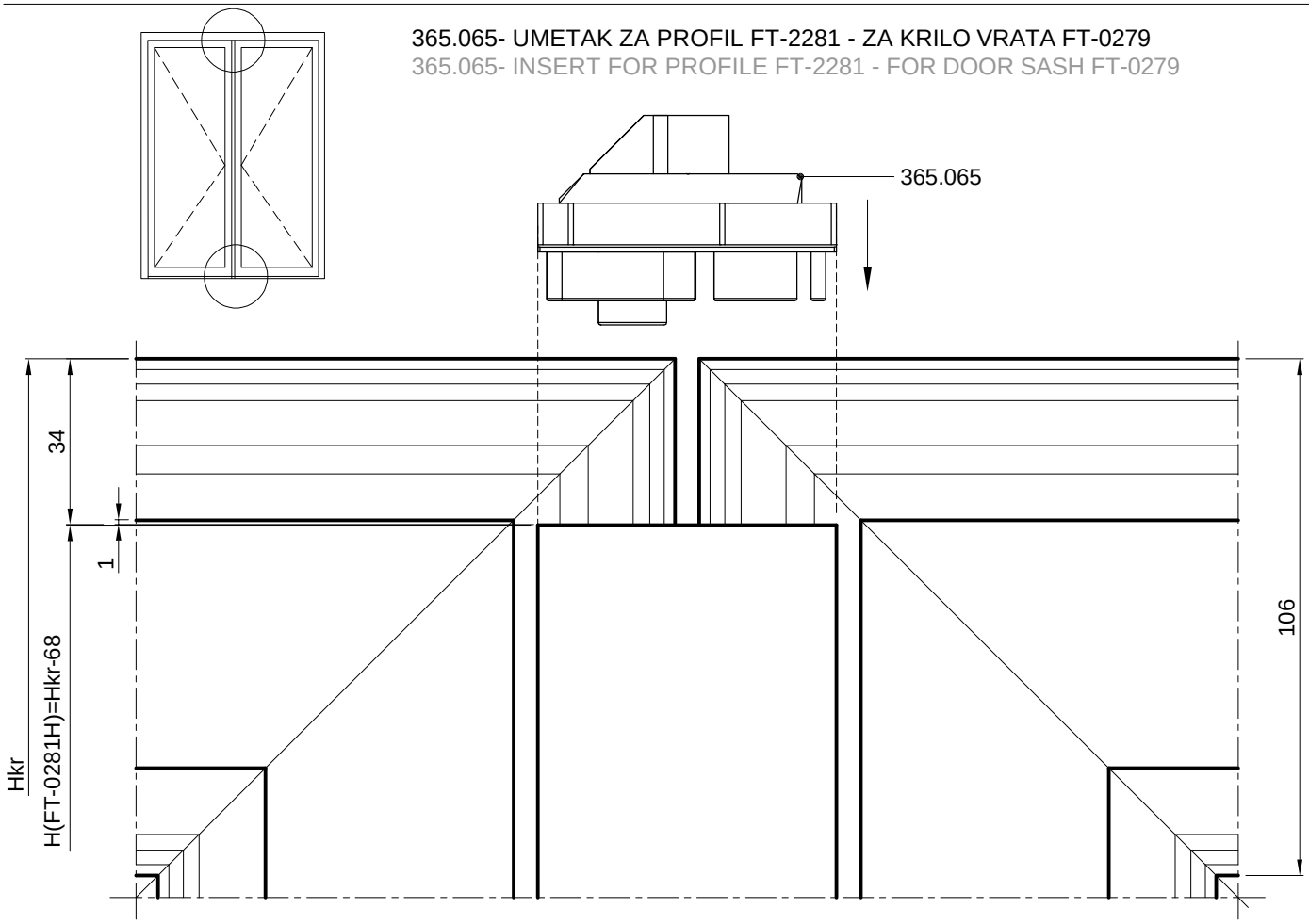
365.048- UMETAK ZA PROFIL FT-0211-A - ZA KRILO VRATA OD FT-0218 i FT-0247
365.048- INSERT FOR PROFILE FT-0211-A - FOR DOOR SASH OF FT-0218 and FT-0247

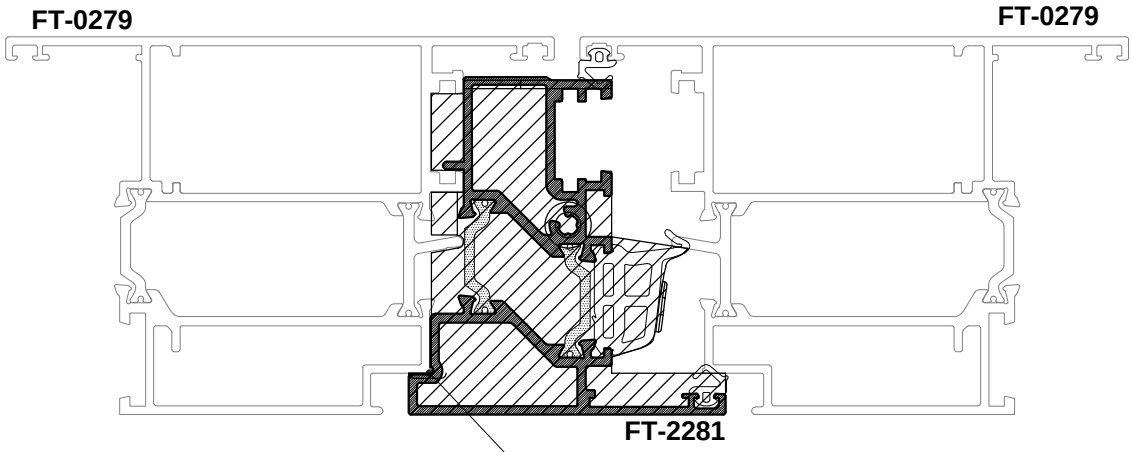


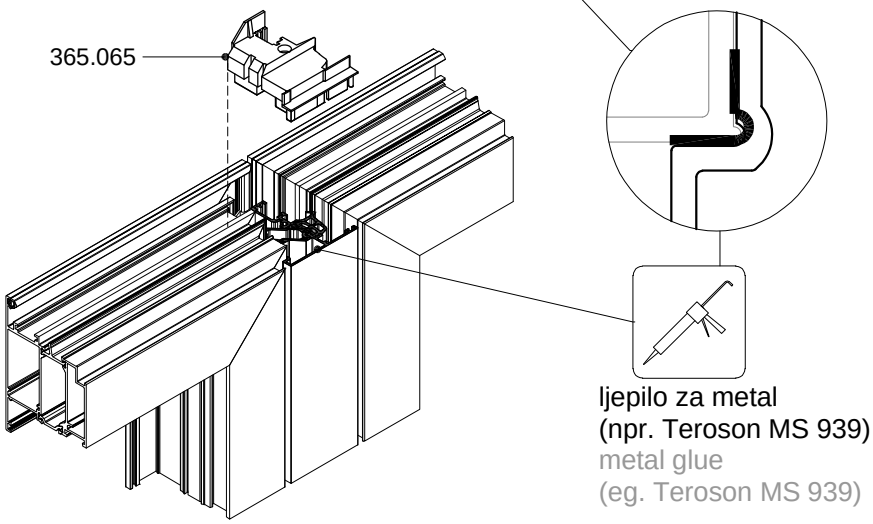
365.048
-gornji i donji umetak-simetrično
-materijal: tvrda guma
-mjera pilanja profila FT-0211-A
H=Hkr - 68

365.048
-upper and lower insert-symetrical
-material: hard rubber
-cutting length of profile FT-0211-A
H=Hkr - 68

365.065- UMETAK ZA PROFIL FT-2281 - ZA KRILO VRATA FT-0279
365.065- INSERT FOR PROFILE FT-2281 - FOR DOOR SASH FT-0279



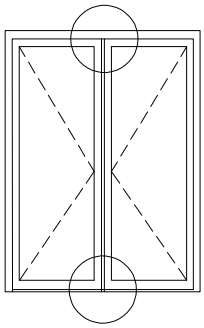


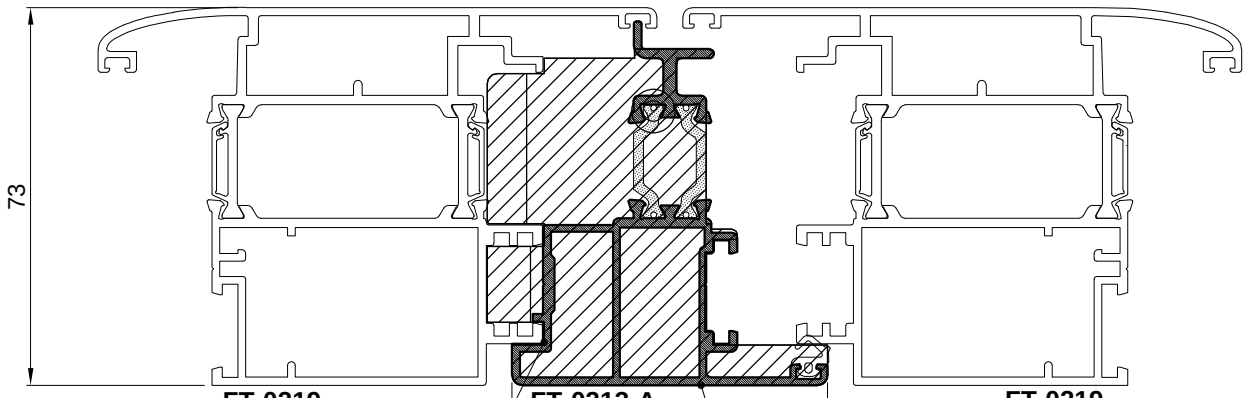


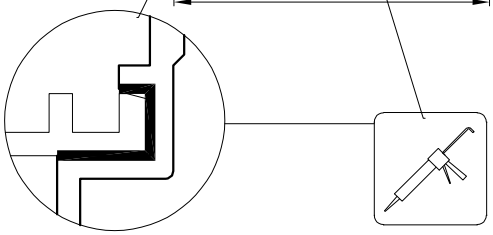
365.065
-gornji i donji umetak-simetrično
-materijal: tvrda guma
-mjera pilanja profila FT-0281 H=Hkr - 68

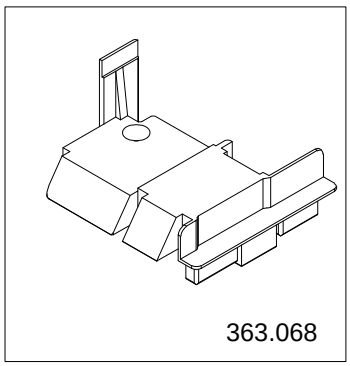
365.065
-upper and lower insert-symetrical
-material:hard rubber
-cutting length of FT-0281 H=Hsh - 68

363.068- UMETAK ZA PROFIL FT-0213-A - ZA KRILO VRATA OD FT-0219
363.068- INSERT FOR PROFILE FT-0213-A - FOR DOOR SASH OF FT-0219










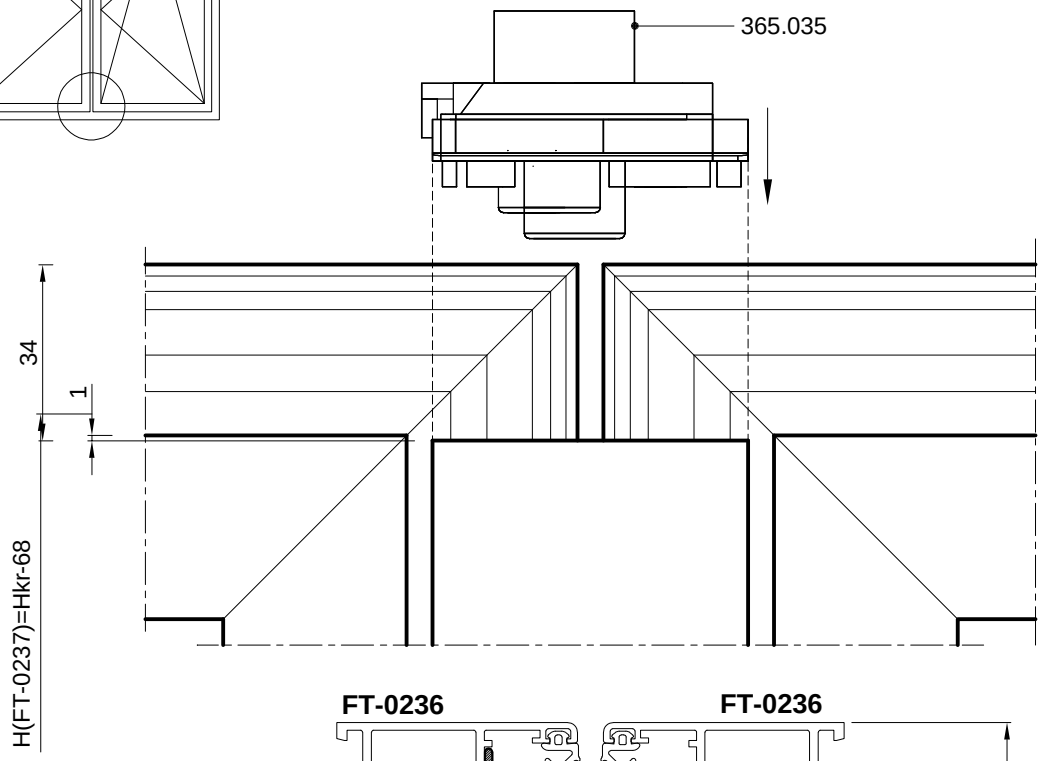
ljepilo za metal
(npr. Teroson MS 939)
metal glue
(eg. Teroson MS 939)

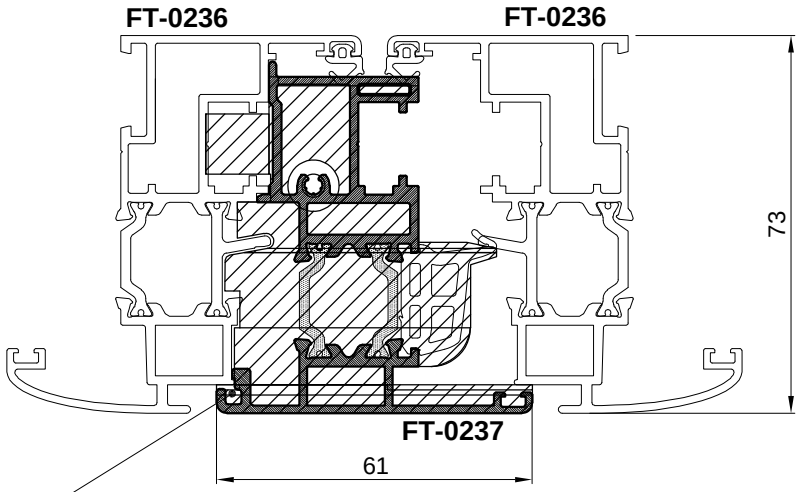
363.068
-gornji i donji umetak-simetrično
-materijal: tvrda guma
-mjera pilanja profila FT-0213-A
H=Hkr - 68

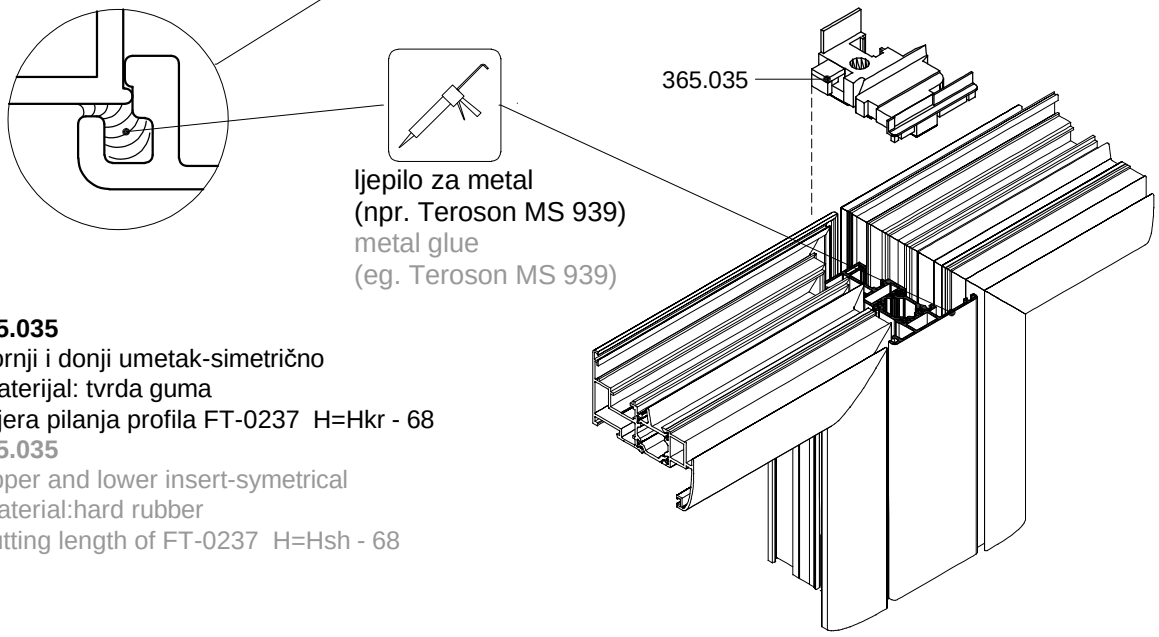
364.013
-upper and lower insert-symetrical
-material: hard rubber
-cutting length of profile FT-0213-A
H=Hkr - 68



365.035 - UMETAK ZA PROFIL FT-0237- ZA KRILO PROZORA (pvc)
365.035 - INSERT FOR PROFILE FT-0237 - FOR WINDOW SASH (pvc)






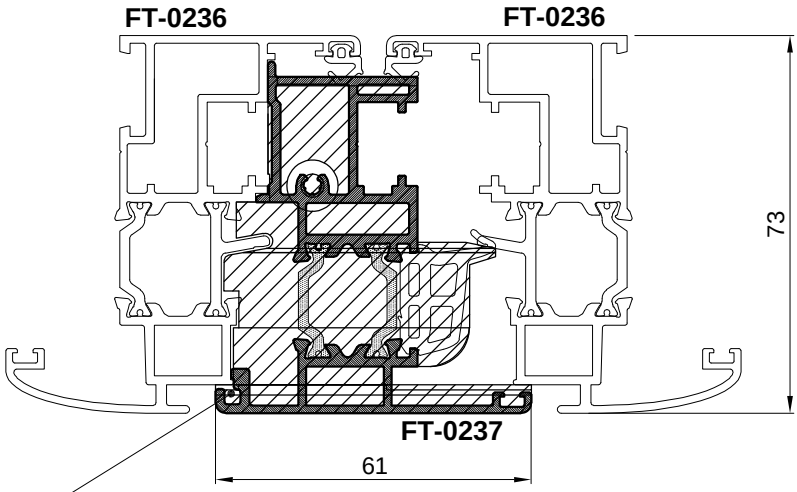


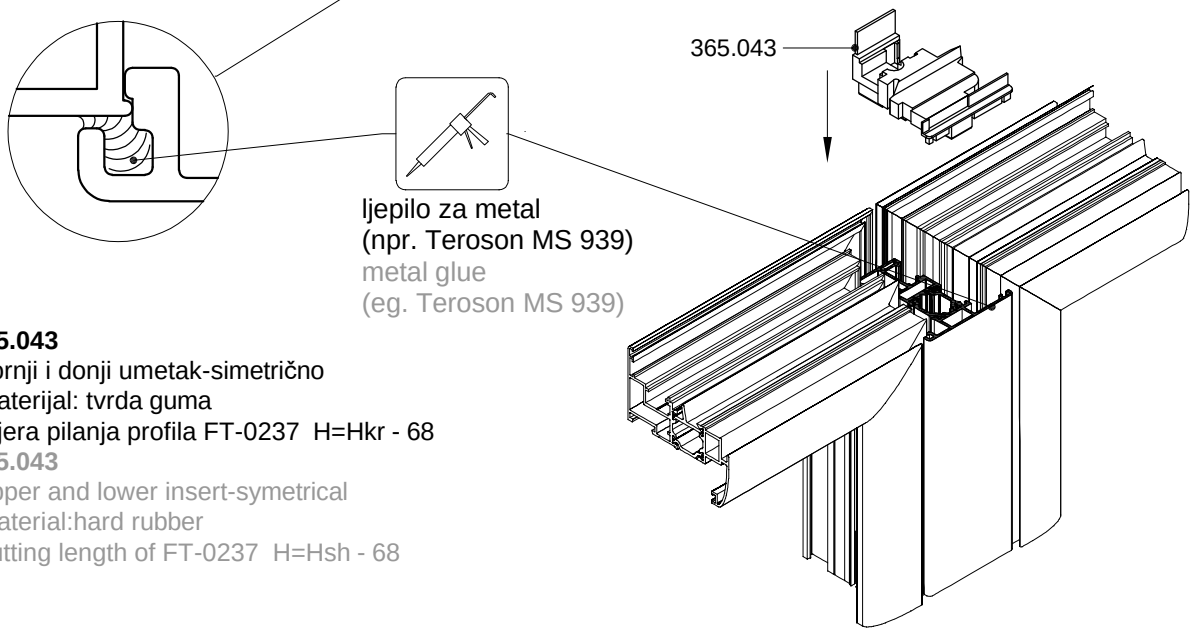
365.035
-gornji i donji umetak-simetrično
-materijal: tvrda guma
-mjera pilanja profila FT-0237 H=Hkr - 68

365.035
-upper and lower insert-symetrical
-material:hard rubber
-cutting length of FT-0237 H=Hsh - 68



365.043 - UMETAK ZA PROFIL FT-0237- ZA KRILO PROZORA (pvc)
365.043 - INSERT FOR PROFILE FT-0237 - FOR WINDOW SASH (pvc)

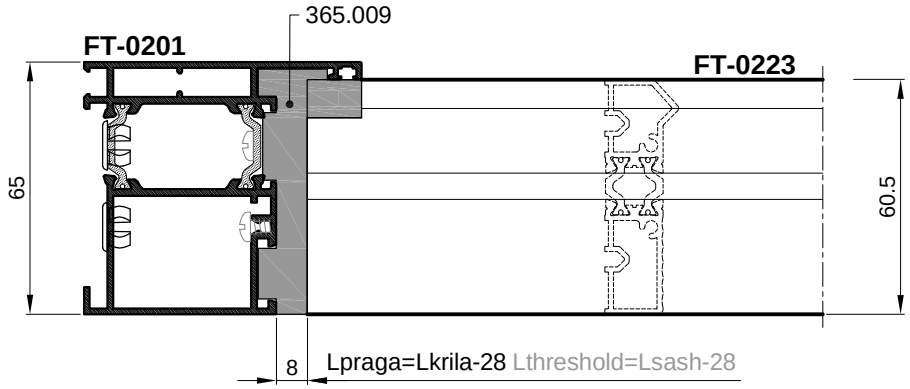


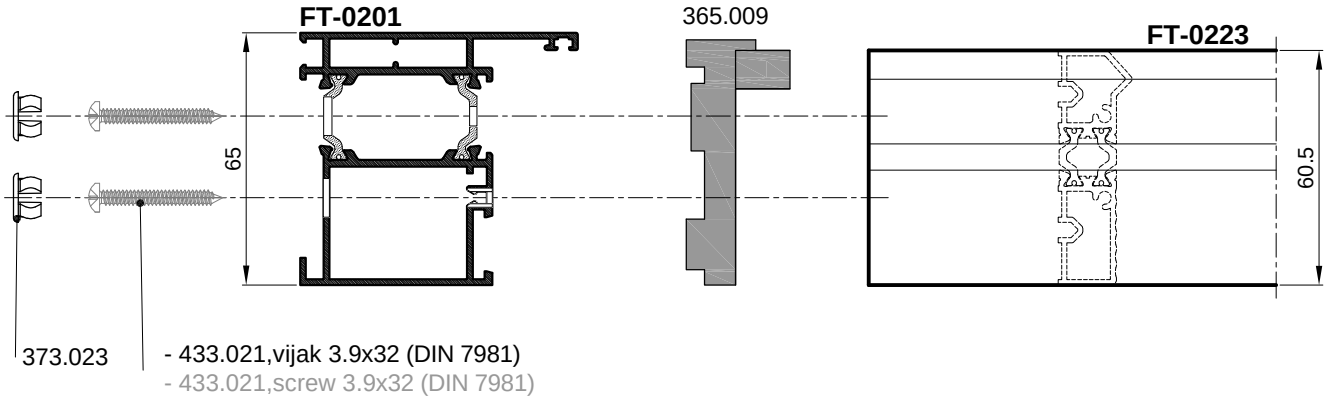


365.043
-gornji i donji umetak-simetrično
-materijal: tvrda guma
-mjera pilanja profila FT-0237 H=Hkr - 68

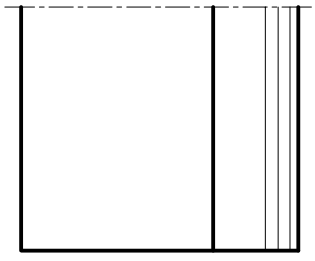
365.043
-upper and lower insert-symetrical
-material:hard rubber
-cutting length of FT-0237 H=Hsh - 68

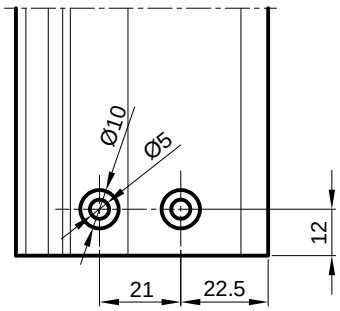
UGRADNJA I OBRADA PROFILA PRAGA FT-0223 ZA UMETAK 365.009 U PROFIL FT-0201-otvaranje unutra
MOUNTING AND PROCESSING THRESHOLD PROFILE FT-0223 FOR INSERT 365.009 IN PROFILE FT-0201- inward opening

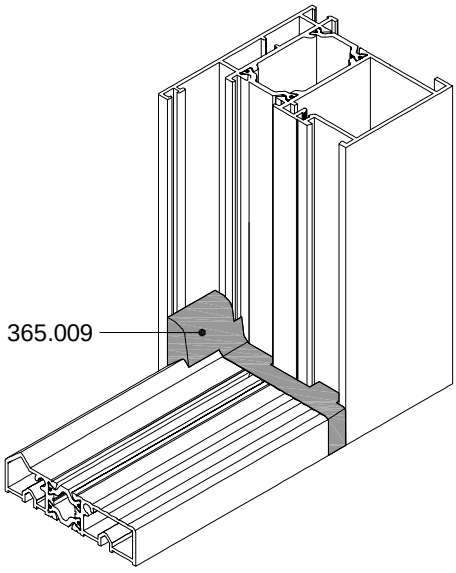


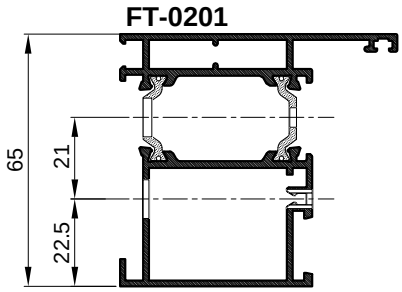


OBRADA PROFILA FT-0201 ZA UGRADNJU PRAGA S UMETKOM
PROCESSING PROFILE FT-0201 FOR TRESHOLD MONTAGE WITH INSERT

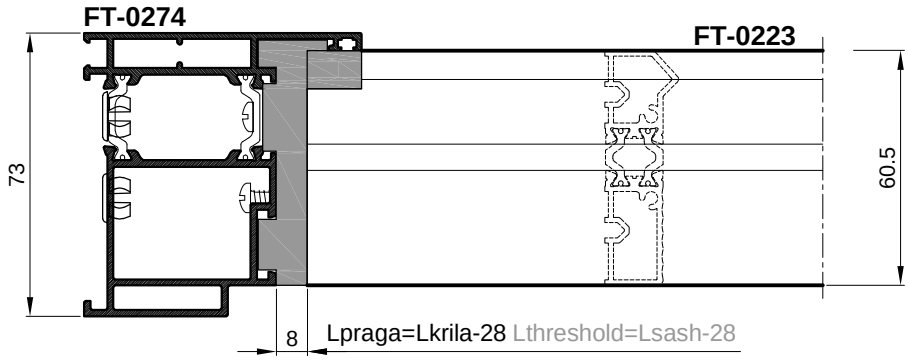


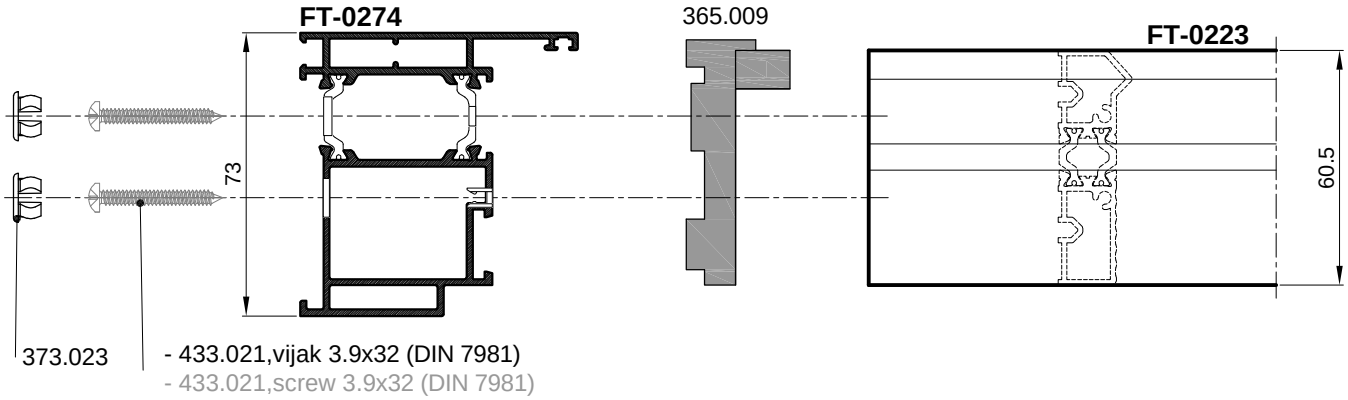




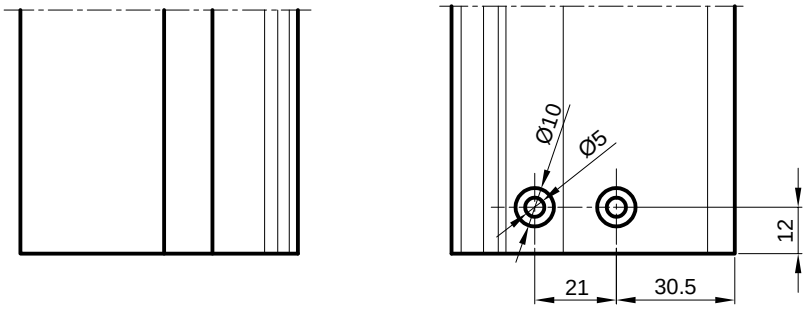


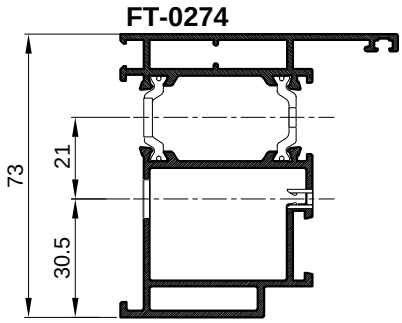
UGRADNJA I OBRADA PROFILA PRAGA FT-0223 ZA UMETAK 365.009 U PROFIL FT-0274 - otvaranje unutra
MOUNTING AND PROCESSING THRESHOLD PROFILE FT-0223 FOR INSERT 365.009
IN PROFILE FT-0274 - inward opening



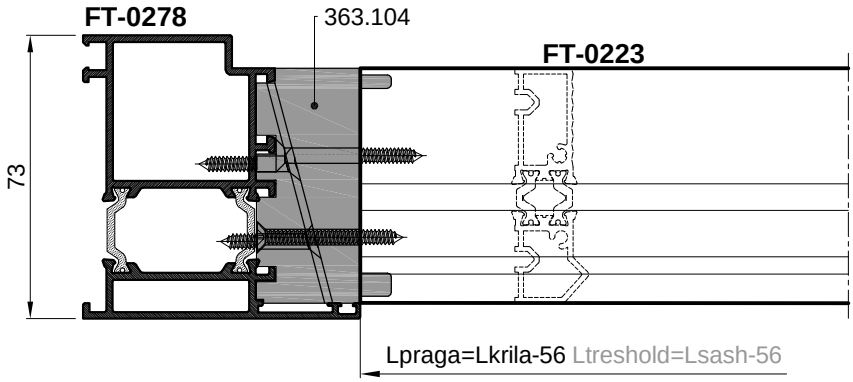


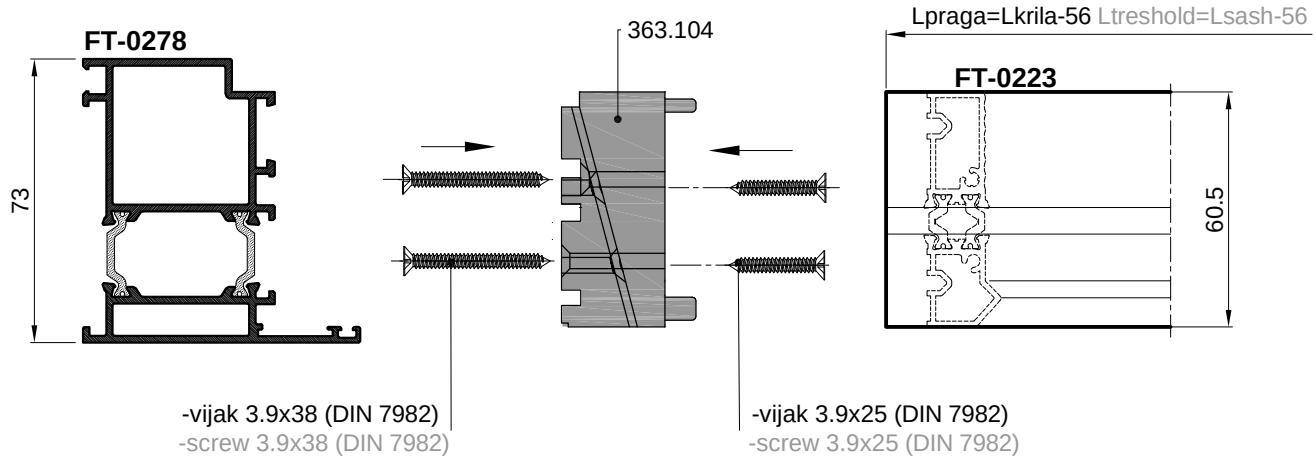
OBRADA PROFILA FT-0201 ZA UGRADNJU PRAGA S UMETKOM
PROCESSING PROFILE FT-0201 FOR THRESHOLD MONTAGE WITH INSERT





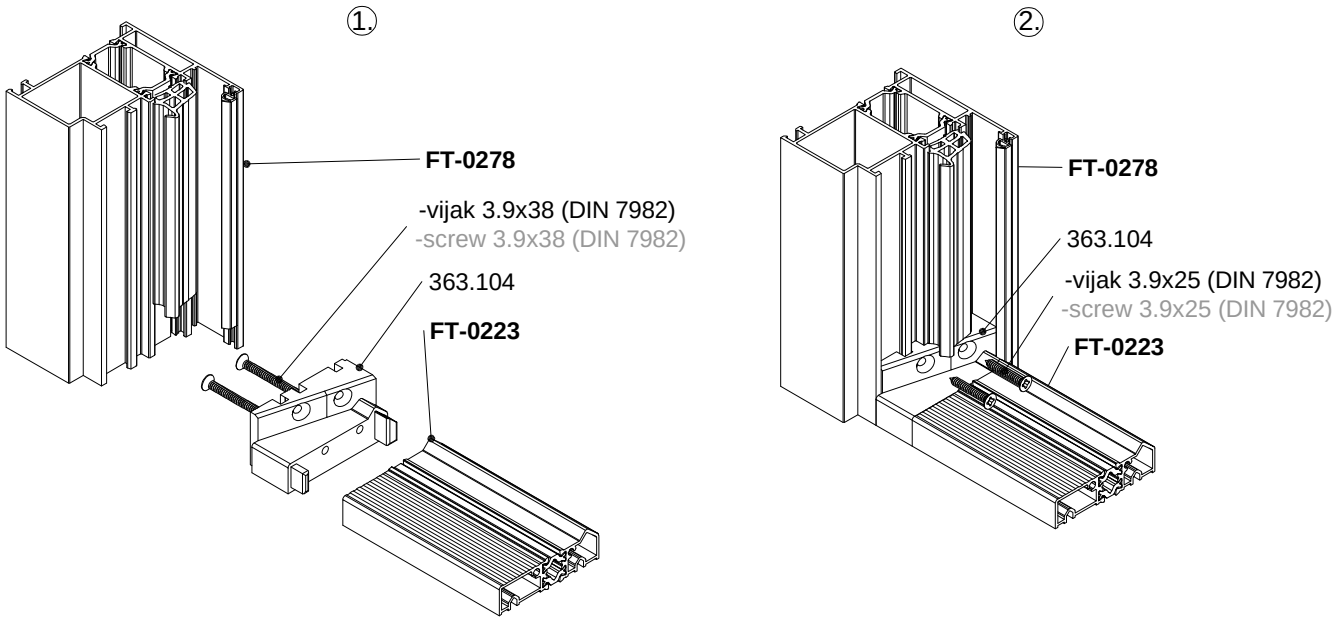
UGRADNJA S UMETKOM 363.104 PROFILA PRAGA FT-0223 PREMA PROFILU FT-0278-otvaranje vani
MONTAGE WITH INSERT363.104 OF TRESHOLD PROFILE FT-0223 INTO PROFILE FT-0278-opening outside



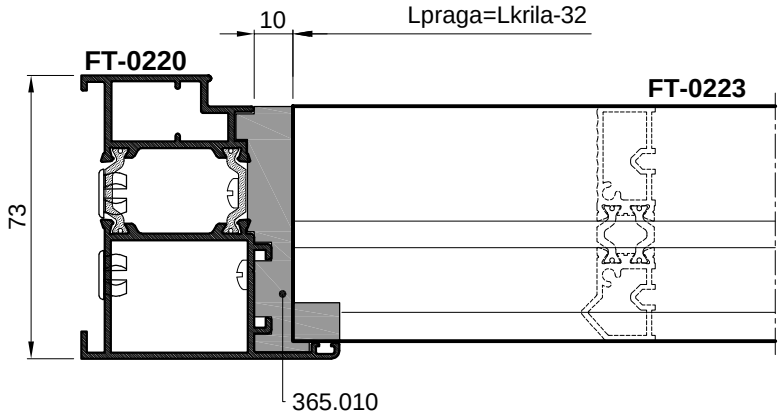


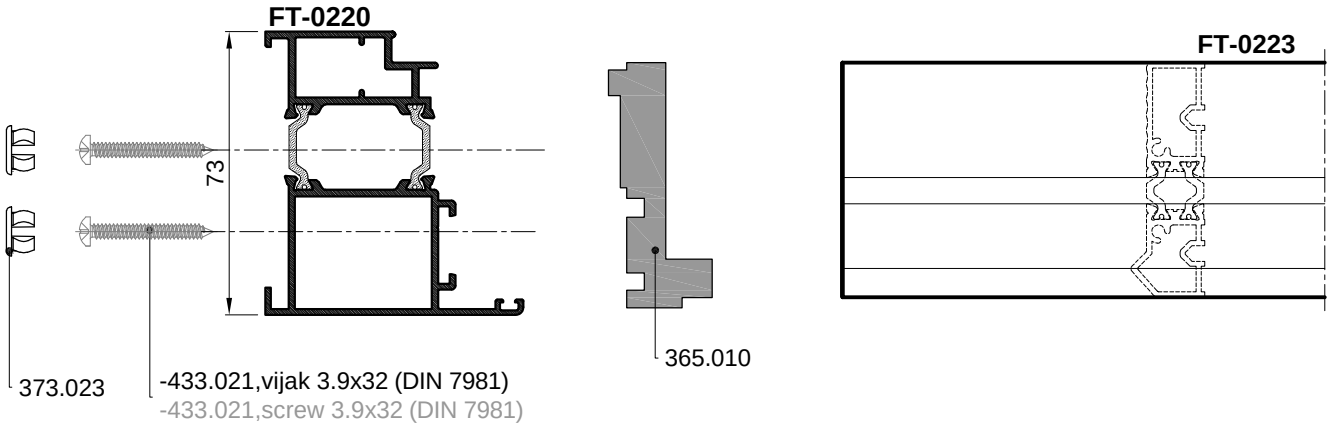
Redoslijed ugradnje umetka:
1. Spoji se umetak 363.104 vijcima 3.9x38 za profil praga FT-0223
2. Spojeni umetak s pragom se zatim vijcima 3.9x25 spoji za profil rama FT-0278

Insert installation sequence:
1. Connect insert 363.104 with 3.9x38 screws to threshold profile FT-0223
2. Connect the connected insert with threshold to the frame profile FT-0278 with 3.9x25 screws

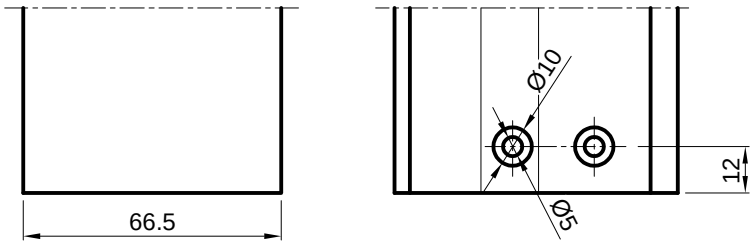


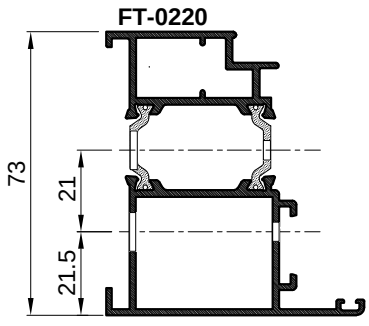
UGRADNJA I OBRADA PROFILA PRAGA FT-0223 ZA UMETAK 365.010 U PROFIL FT-0220 - otvaranje vani
MONTAGE AND PROCESSING OF PROFILE FT-0223 FOR INSERT 365.010 IN PROFILE FT-0220 - outward opening

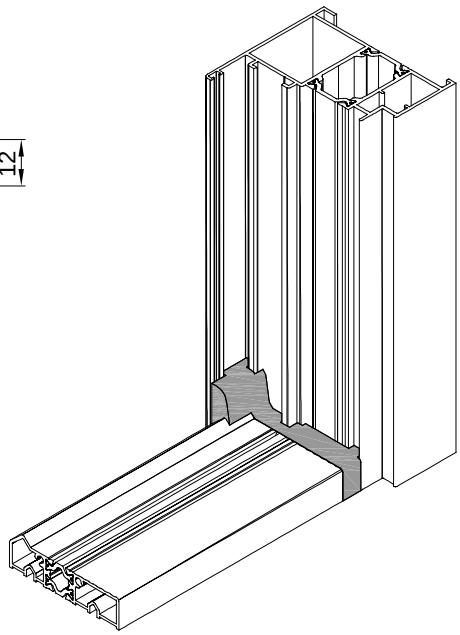




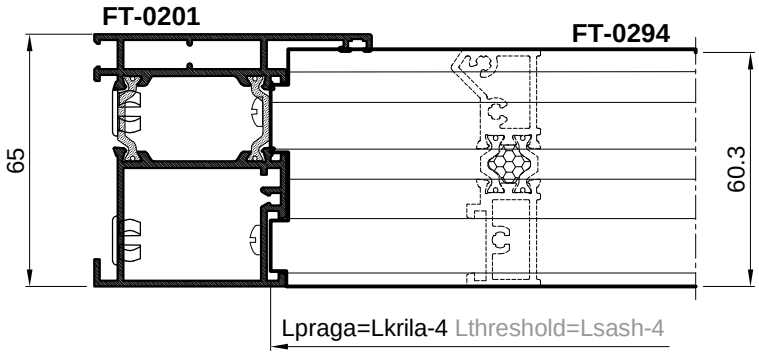
OBRADA PROFILA FT-0220 ZA UGRADNJU PRAGA S UMETKOM
PROCESSING PROFILE FT-0220 FOR THRESHOLD MONTAGE WITH INSERT



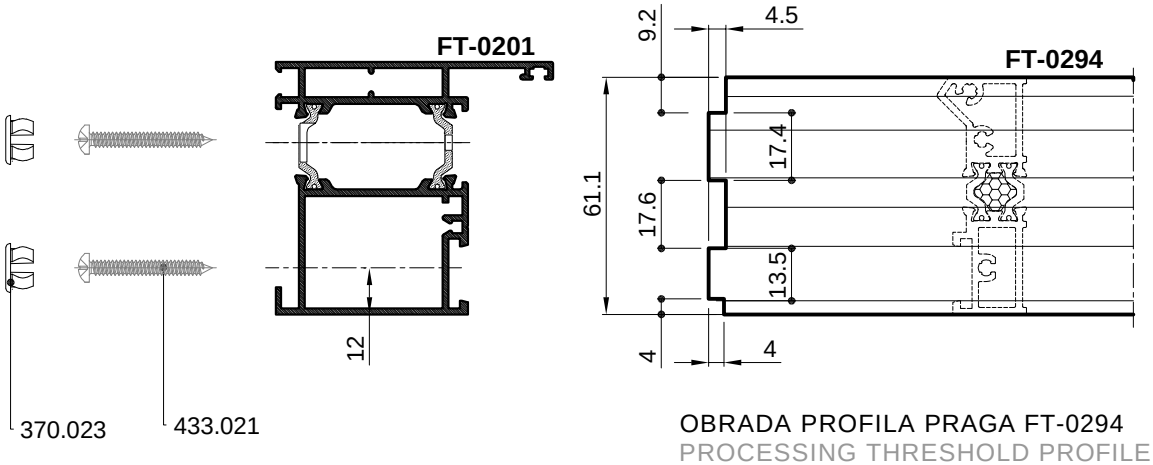




UGRADNJA I OBRADA PROFILA PRAGA FT-0294 U PROFIL FT-0201
MONTAGE AND PROCESSING OF PROFILE FT-0294 IN PROFILE FT-0201

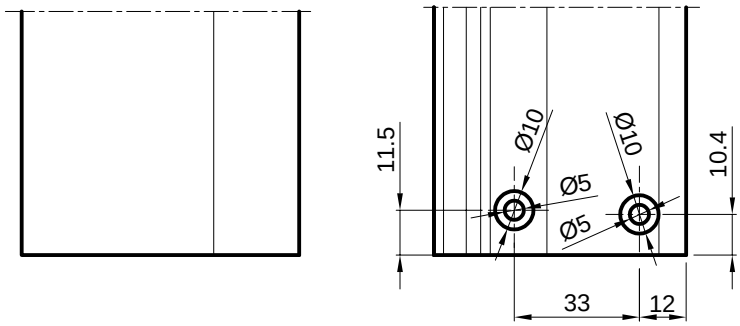


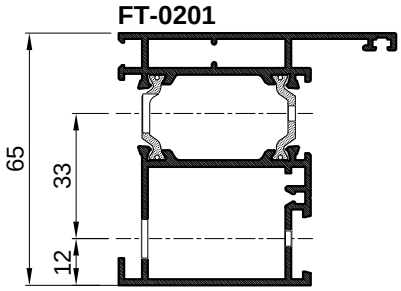
MJERA PILANJA PRAGA
CUTTING LENGTH



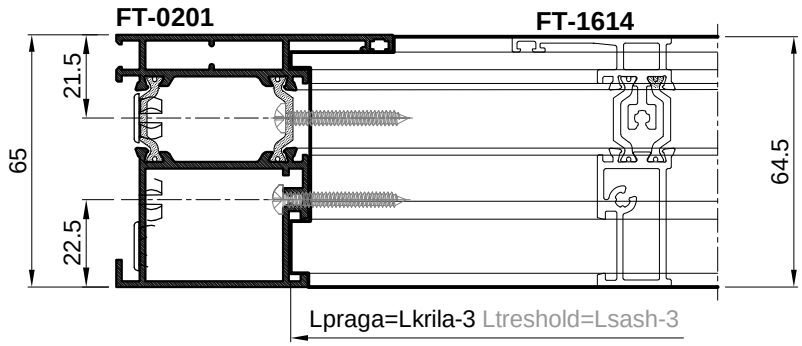
OBRADA PROFILA PRAGA FT-0294
PROCESSING THRESHOLD PROFILE FT-0294

OBRADA PROFILA RAMA FT-0201
PROCESSING FRAME PROFILE FT-0201

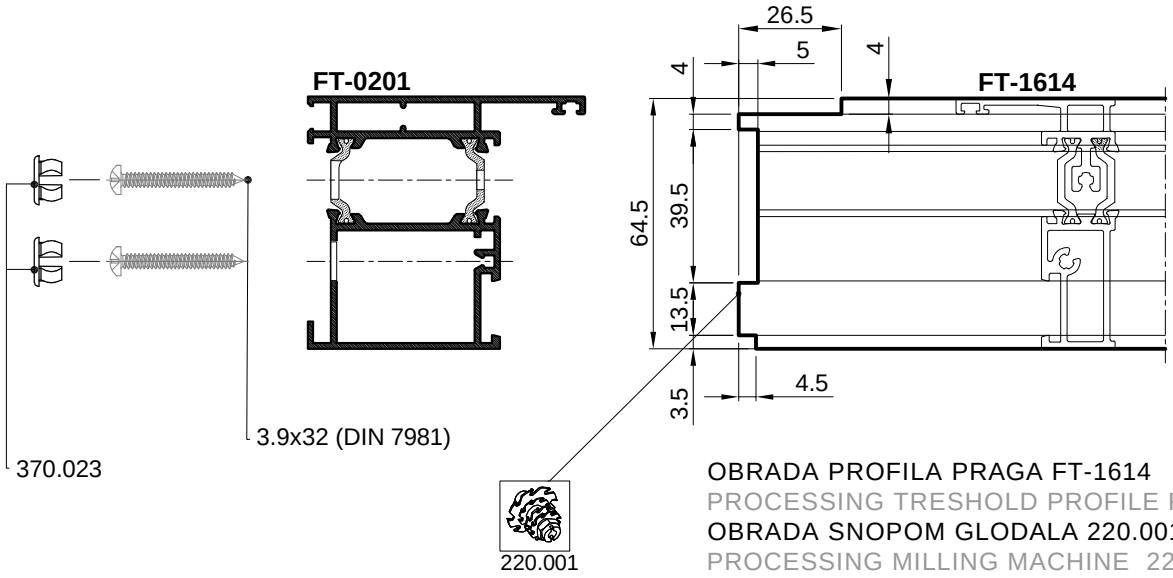




UGRADNJA I OBRADA PROFILA PRAGA FT-1614 U PROFIL FT-0201
MONTAGE AND PROCESSING OF PROFILE FT-1614 IN PROFILE FT-0201

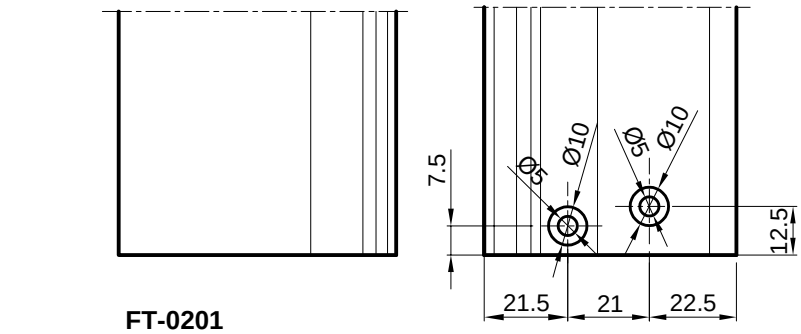


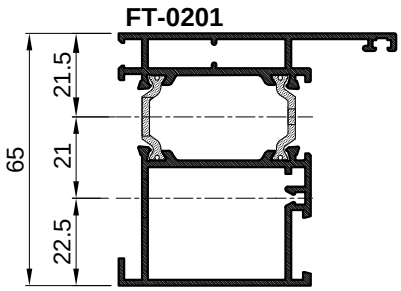
MJERA PILANJA PRAGA
CUTTING LENGHT

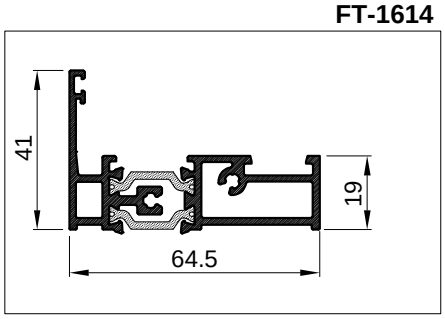


OBRADA PROFILA PRAGA FT-1614
PROCESSING TRESHOLD PROFILE FT-1614
OBRADA SNOPOM GLODALA 220.001
PROCESSING MILLING MACHINE 220.001

OBRADA PROFILA RAMA FT-0201
PROCESSIG FRAME PROFILE FT-0201

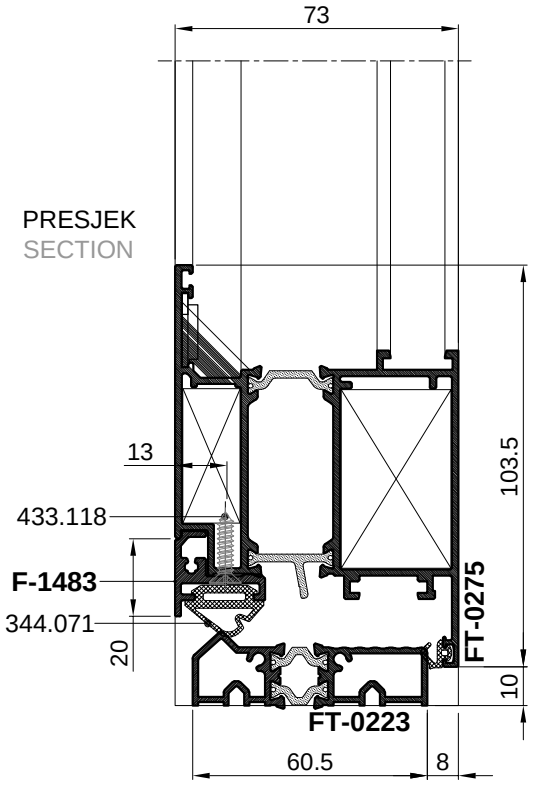


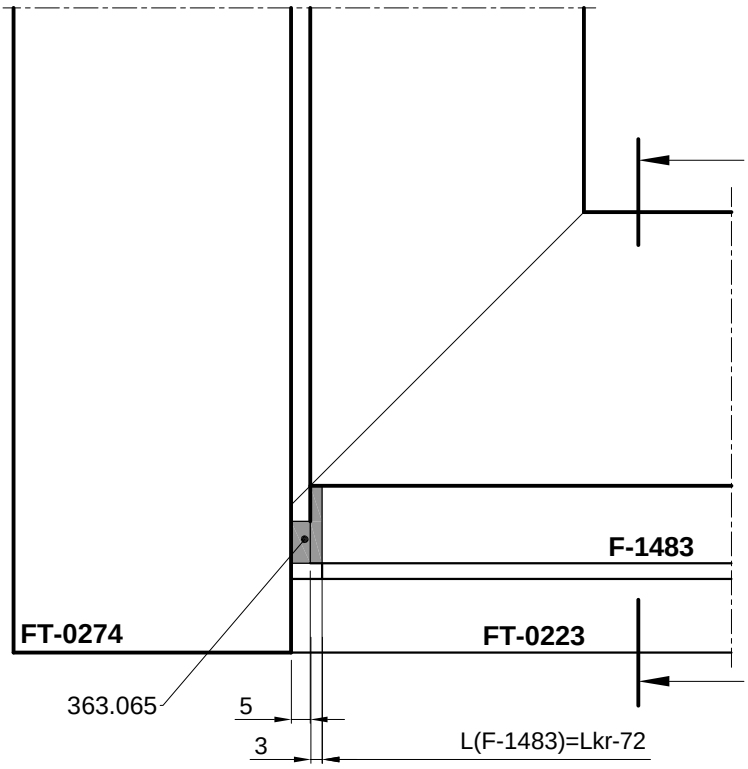




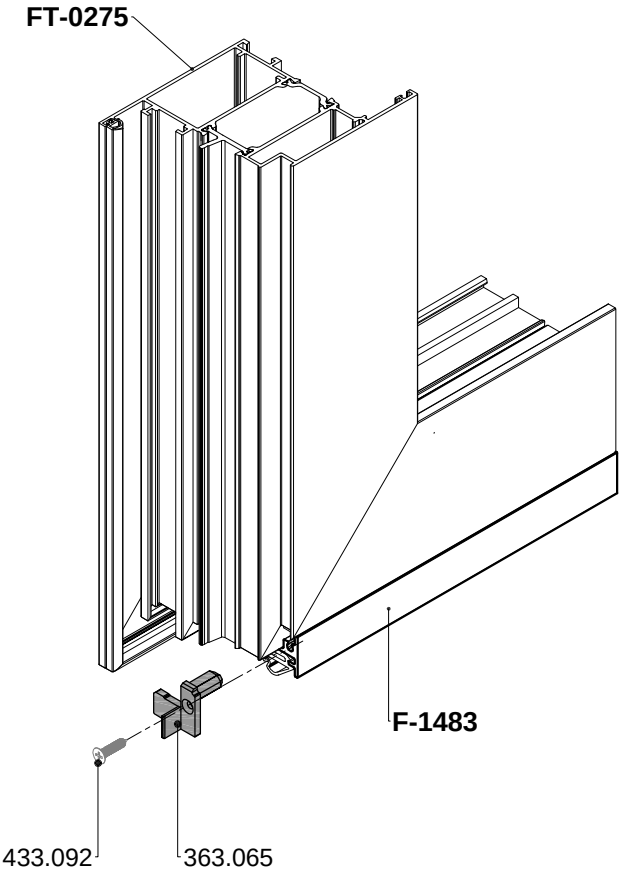
UGRADNJA PROFILA F-1483 U KRILO VRATA FT-0275 S UMETKOM 363.065 - otvaranje unutra
MOUNTING PROFILE F-1483 IN DOOR SASH FT-0275 WITH INSERT 363.065 - inward opening

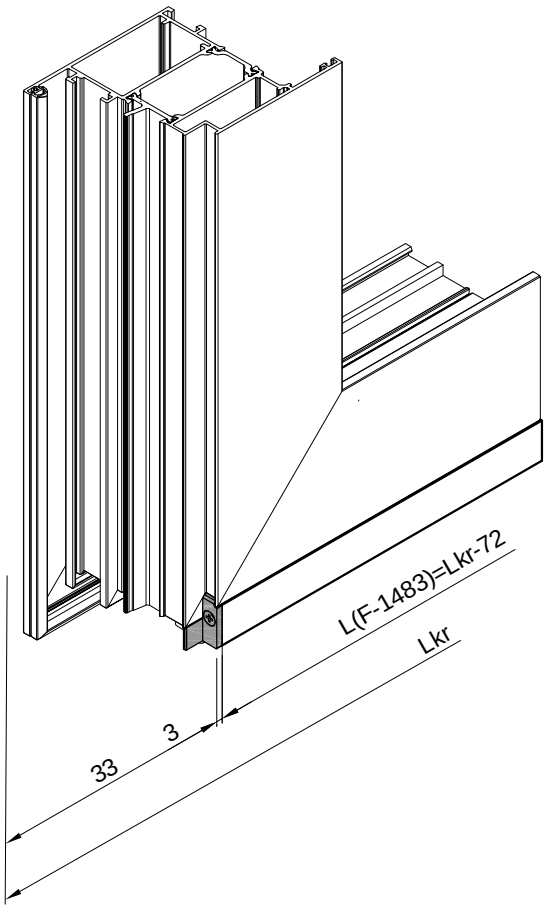
PRESJEK
SECTION



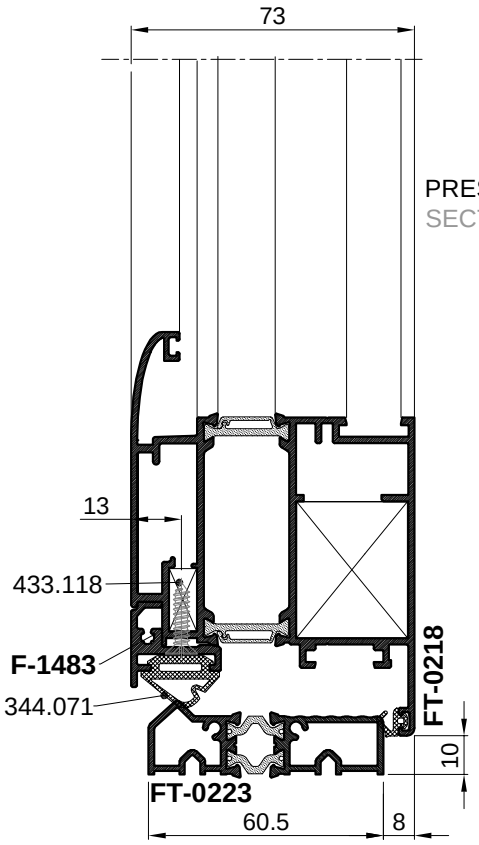


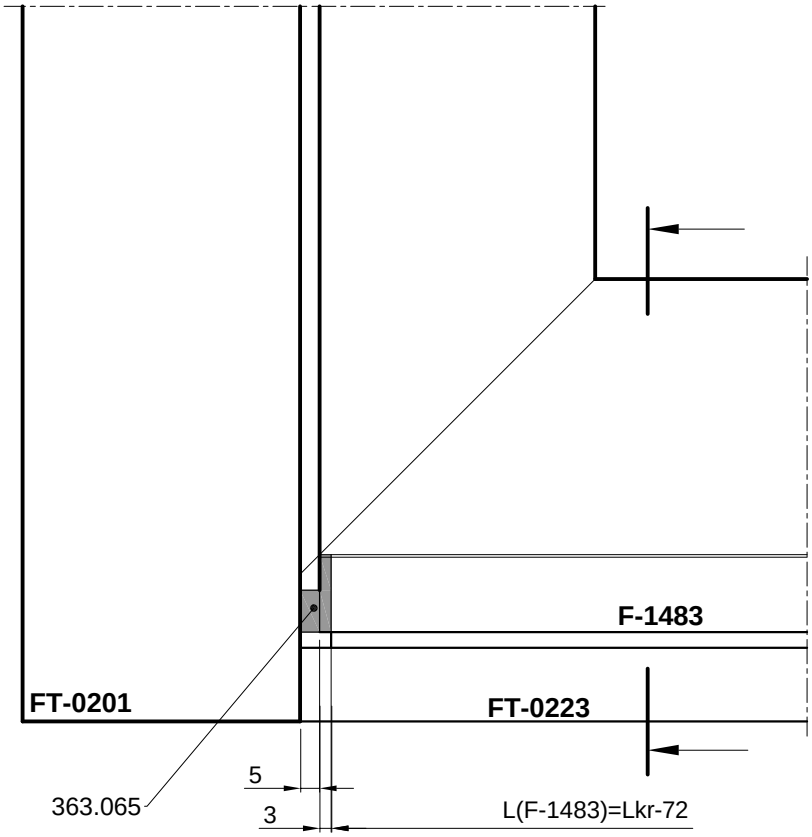
- Profil F-1483 se pila ravno
  Mjera pilanja L(F-1483) = Lkr-72
- The profile F-1483 is cut straight
  Cutting measure L(F-1483) = Lkr-72



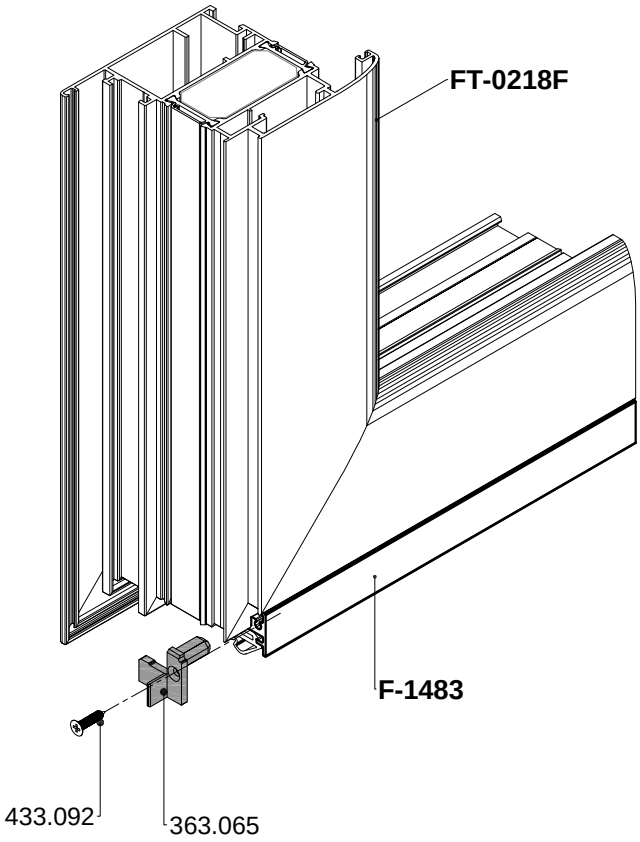


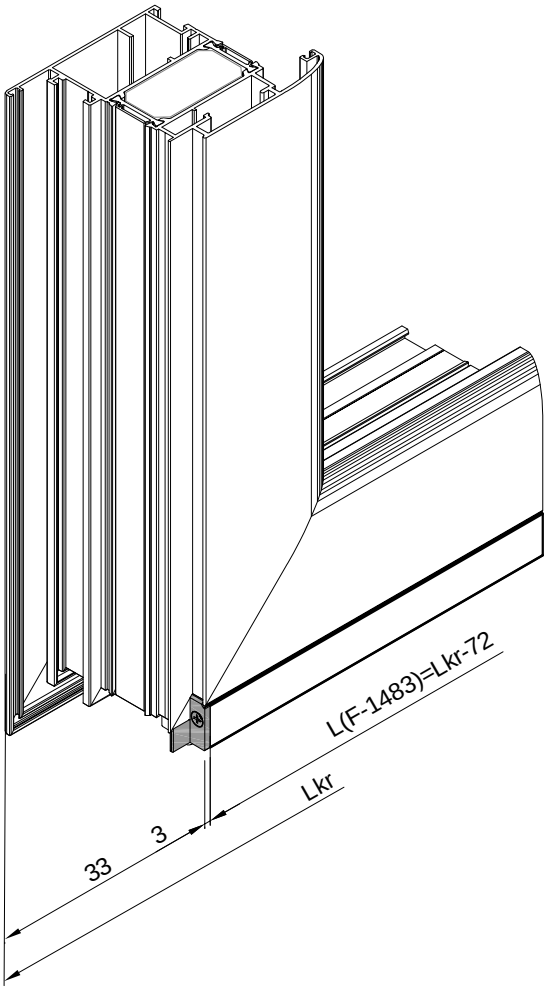
UGRADNJA PROFILA F-1483 U KRILO VRATA FT-0218 SA UMETKOM 363.065 - otvaranje unutra
MOUNTING PROFILE F-1483 IN DOOR SASH FT-0218 WITH INSERT 363.065 - inward opening



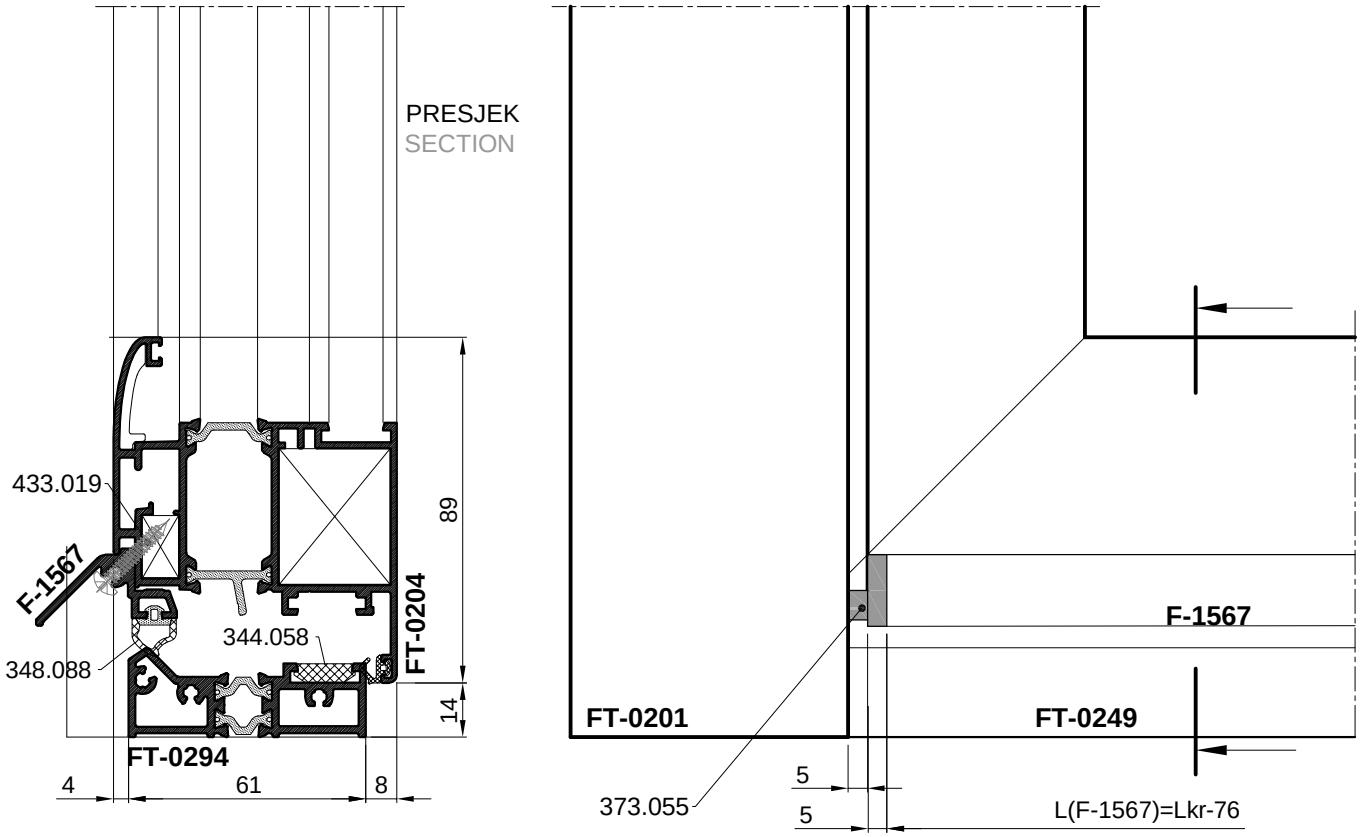


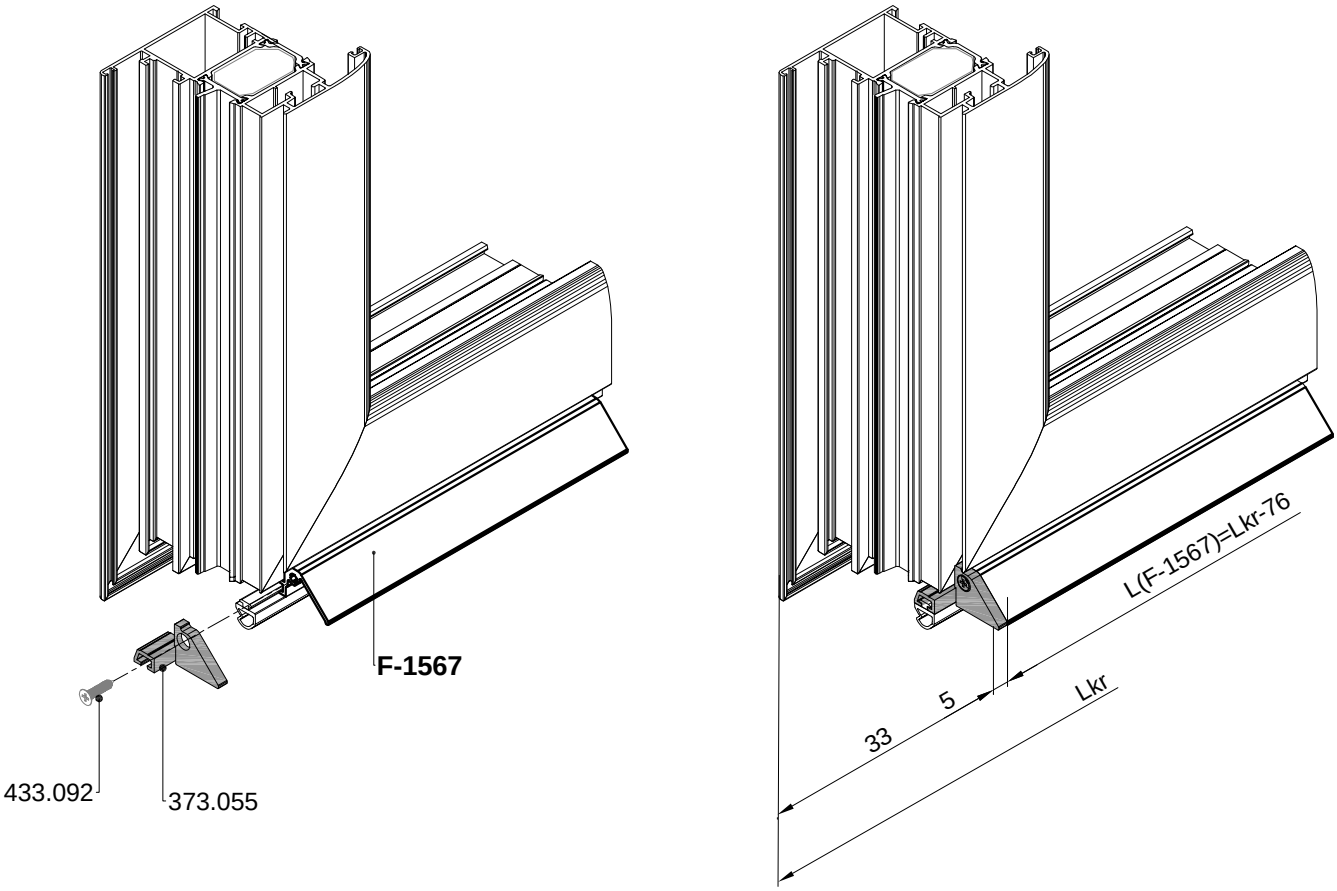
- Profil F-1483 se pila ravno
  Mjera pilanja L(F-1483) = Lkr-72
- The profile F-1483 is cut straight
  Cutting measure L(F-1483) = Lkr-72





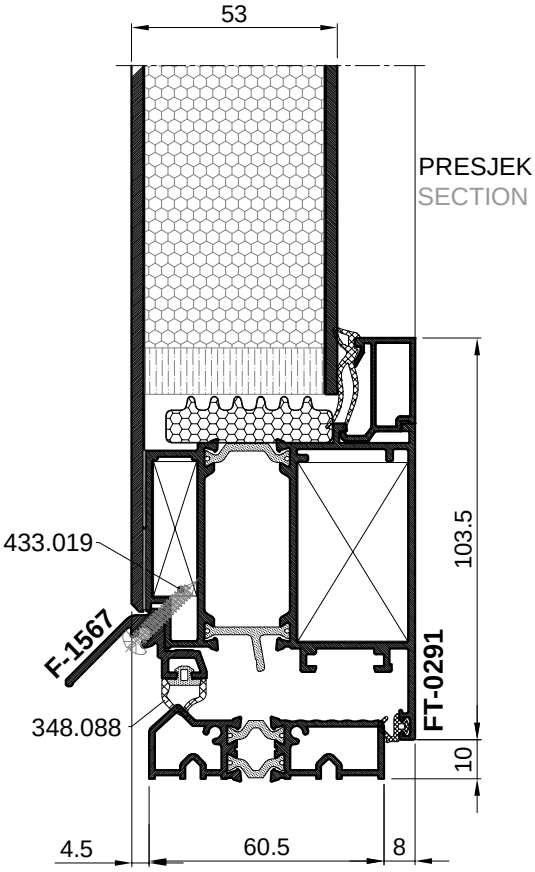
UGRADNJA PROFILA F-1567 U KRILO VRATA FT-0204 S UMETKOM 373.055 - otvaranje unutra
MOUNTING PROFILE F-1567 IN DOOR SASH FT-0204 WITH INSERT 373.055 - inward opening

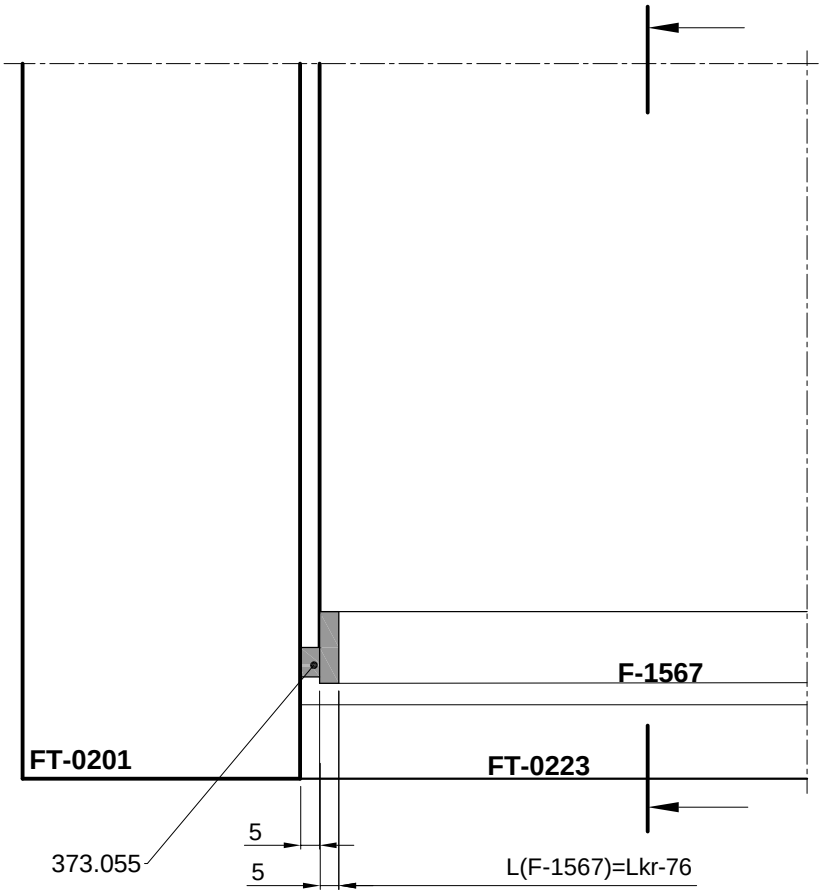


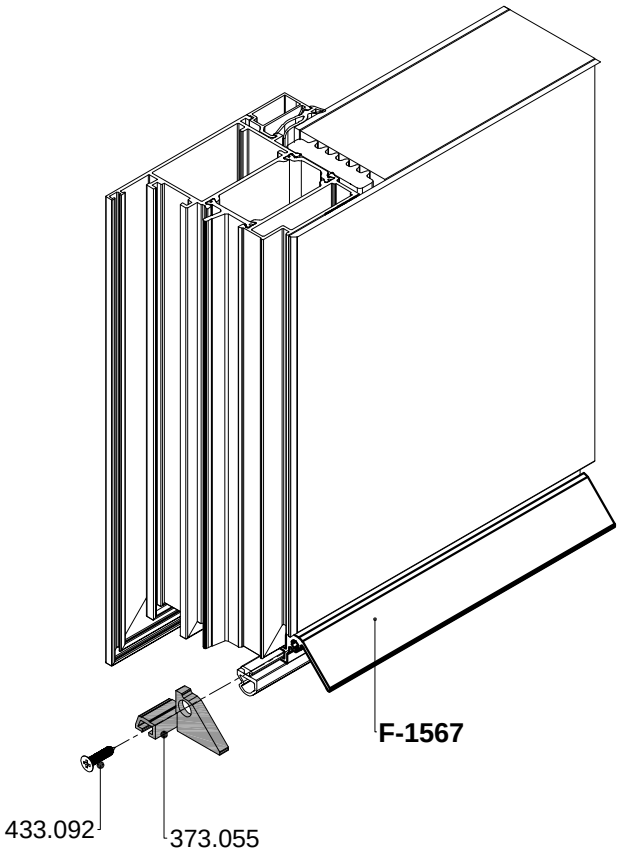


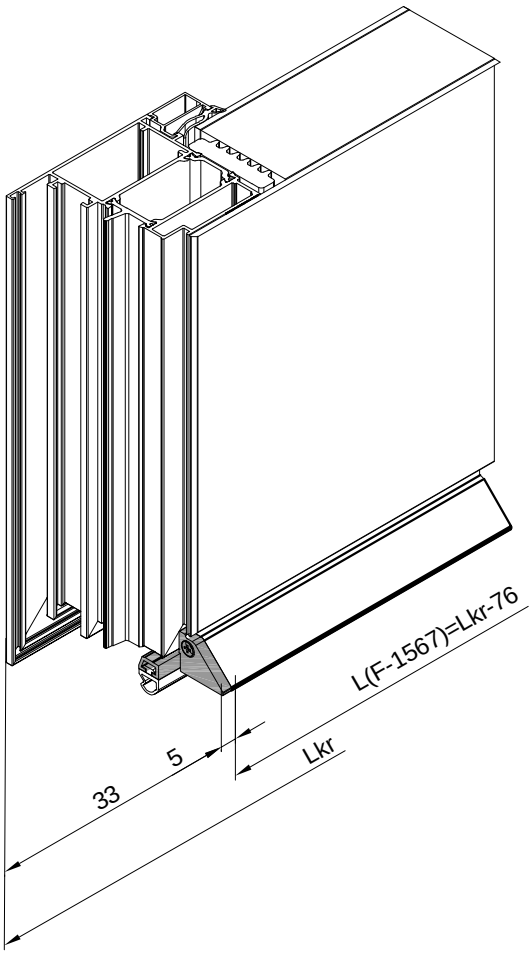
Napomena: Prikaz ugradnje primjenjiv je i na profile krila FT-0230, FT-0244 i FT-0246.

UGRADNJA PROFILA F-1567 U KRILO VRATA FT-0291 S UMETKOM 373.055 - otvaranje unutra
MOUNTING PROFILE F-1567 IN DOOR SASH FT-0291 WITH INSERT 373.055 - inward opening

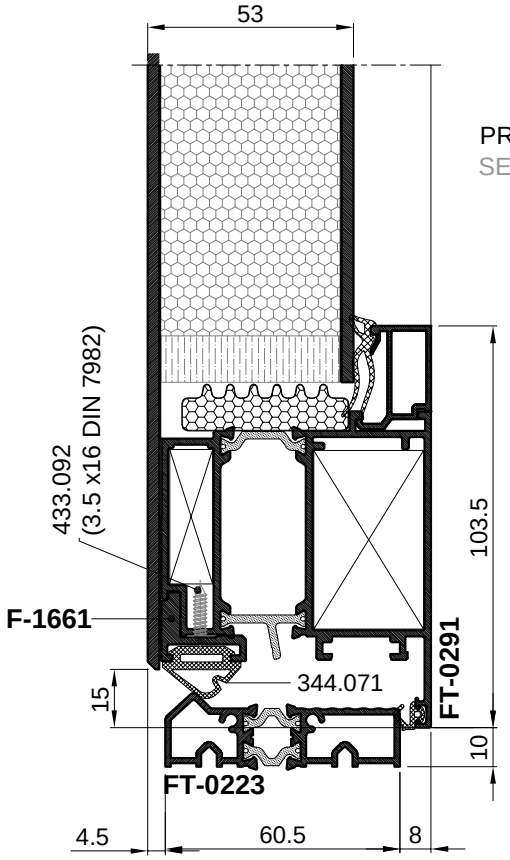




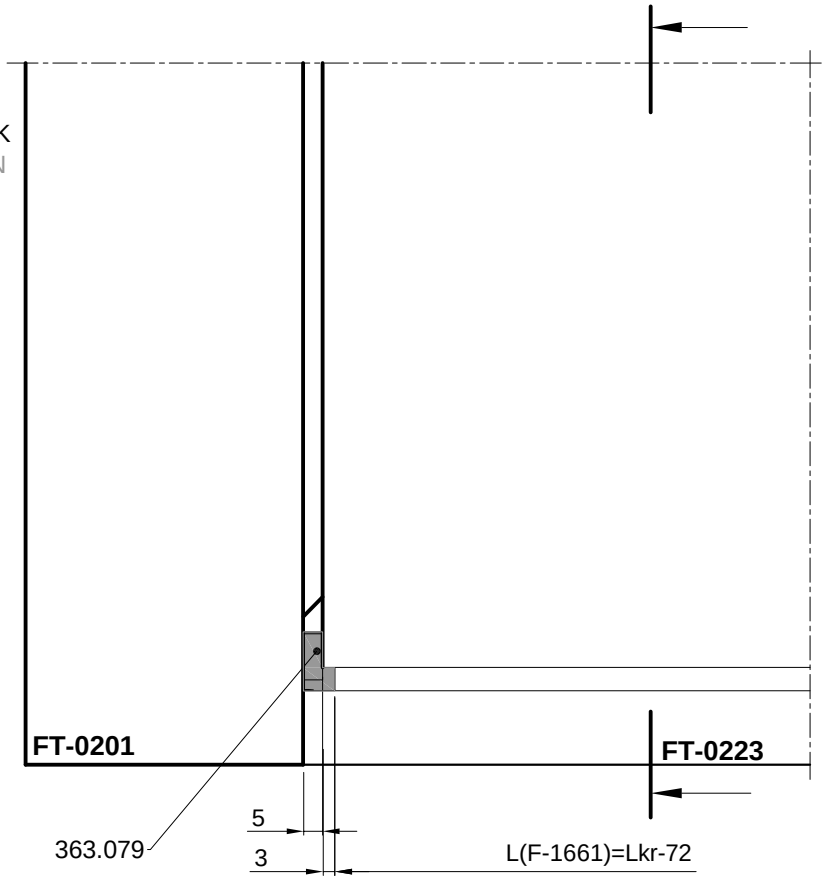


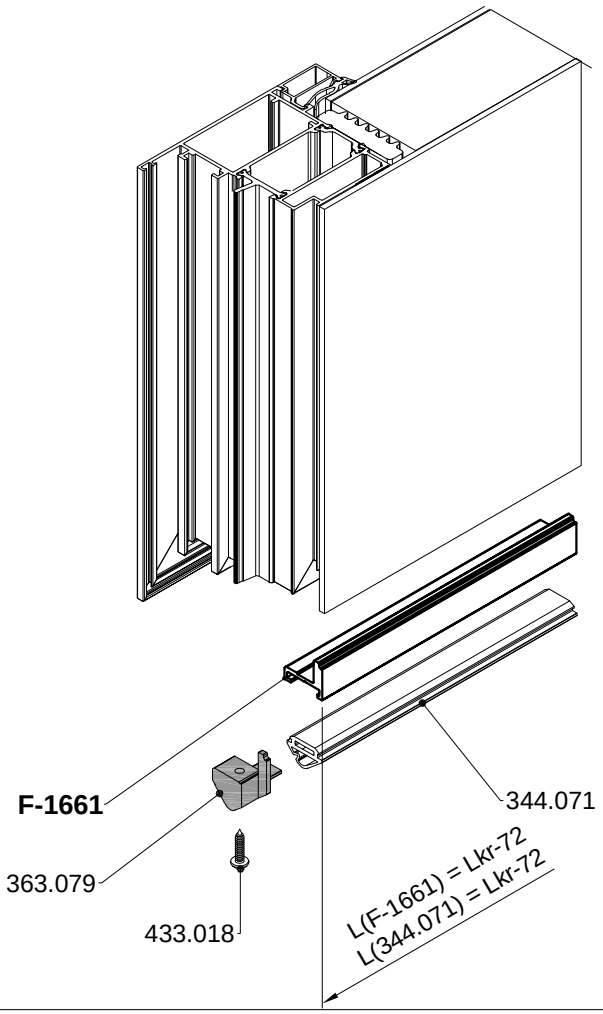


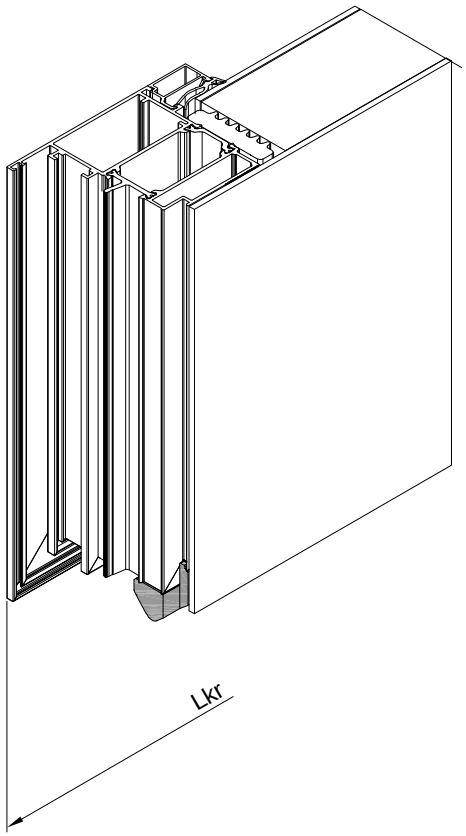
UGRADNJA PROFILA F-1661 U KRILO VRATA FT-0291 S UMETKOM 363.079 - otvaranje unutra
MOUNTING PROFILE F-1661 IN DOOR SASH FT-0291 WITH INSERT 363.079 - inward opening



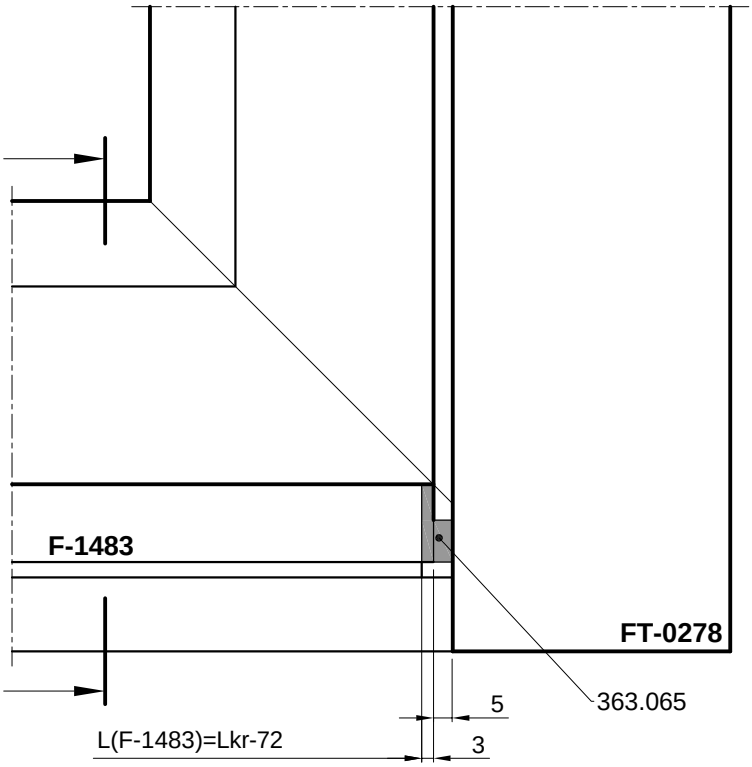
PRESJEK
SECTION



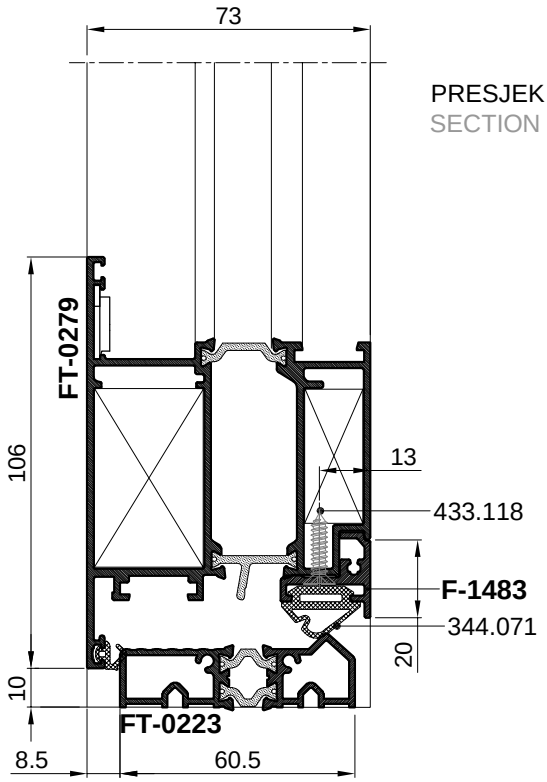




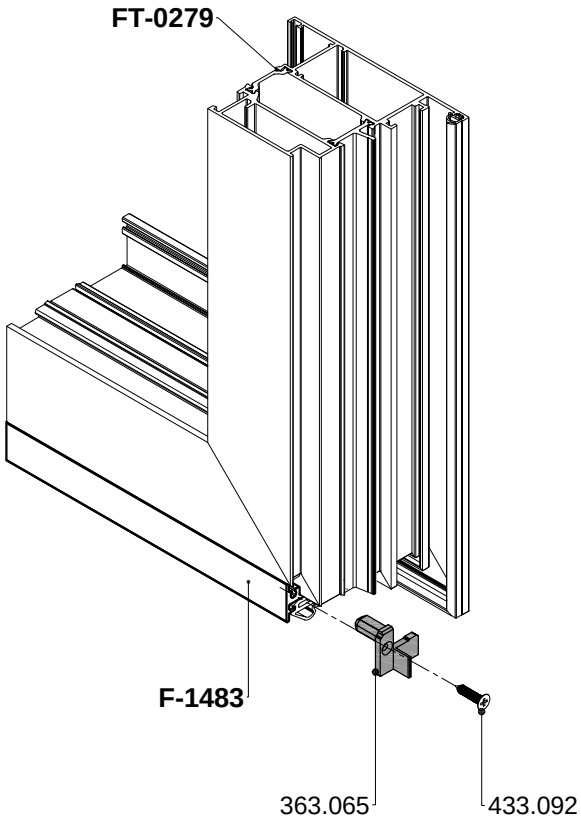
UGRADNJA PROFILA F-1483 U KRILO VRATA FT-0279 S UMETKOM 363.065 - otvaranje vani
MOUNTING PROFILE F-1483 IN DOOR SASH FT-0279 WITH INSERT 363.065 - outward opening

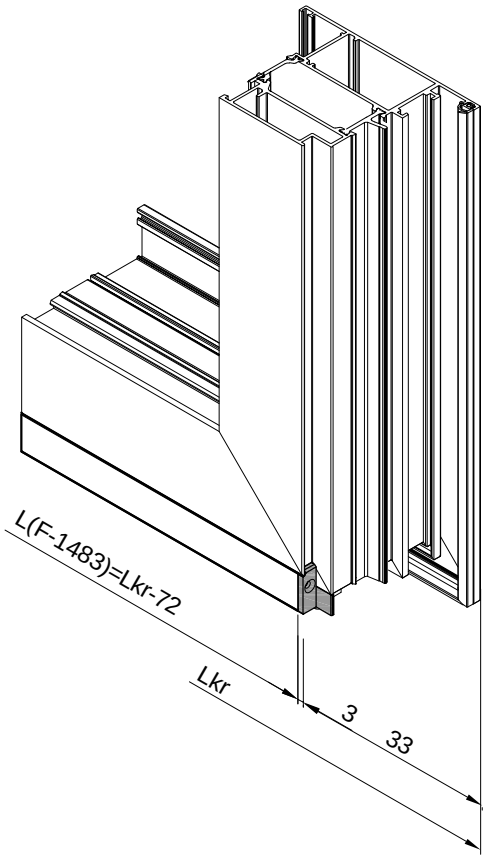


PRESJEK
SECTION

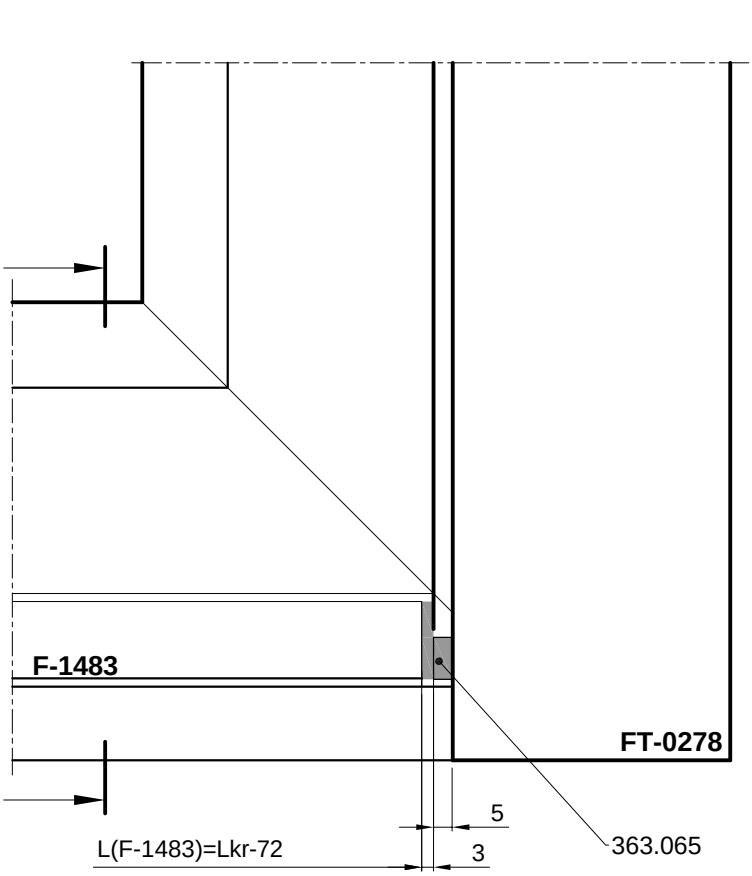


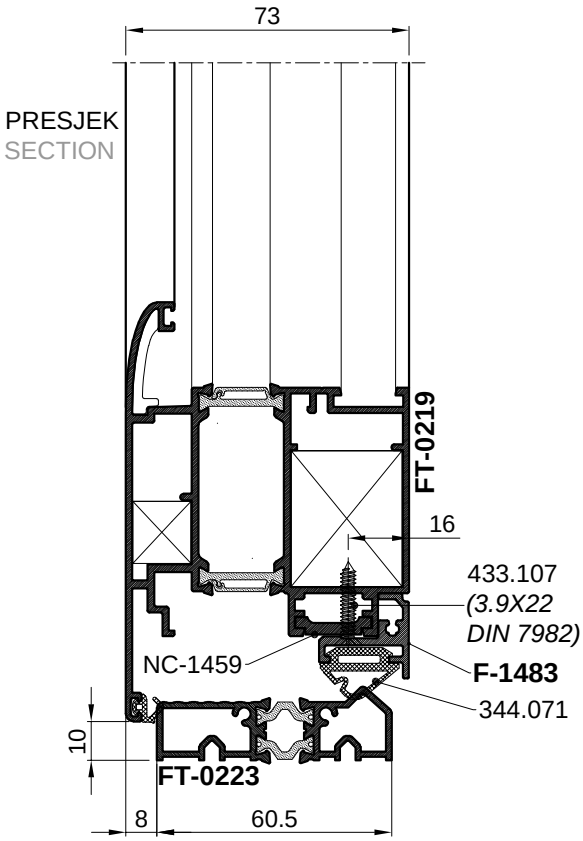
- Profil F-1483 se pila ravno
  Mjera pilanja L(F-1483) = Lkr-72
- The profile F-1483 is cut straight
  Cutting measure L(F-1483) = Lkr-72



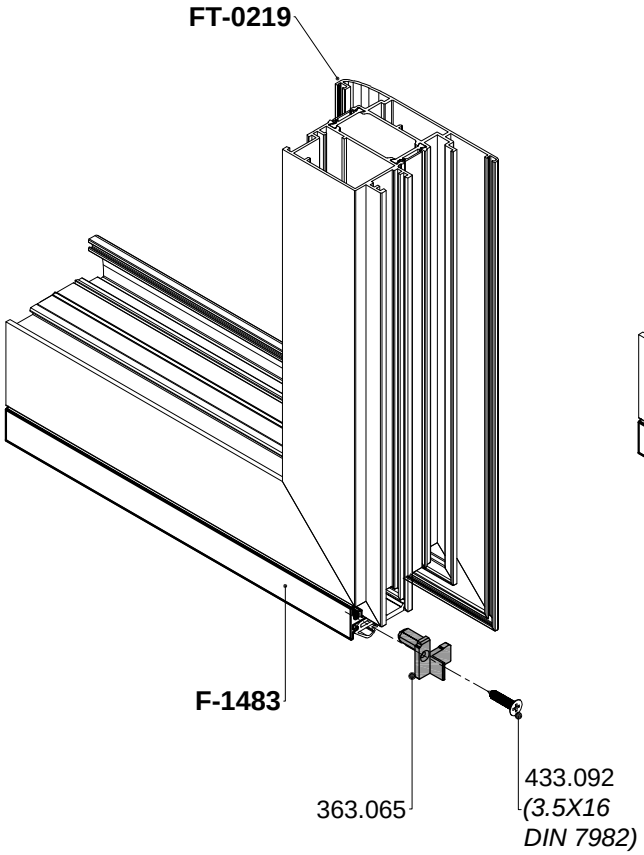


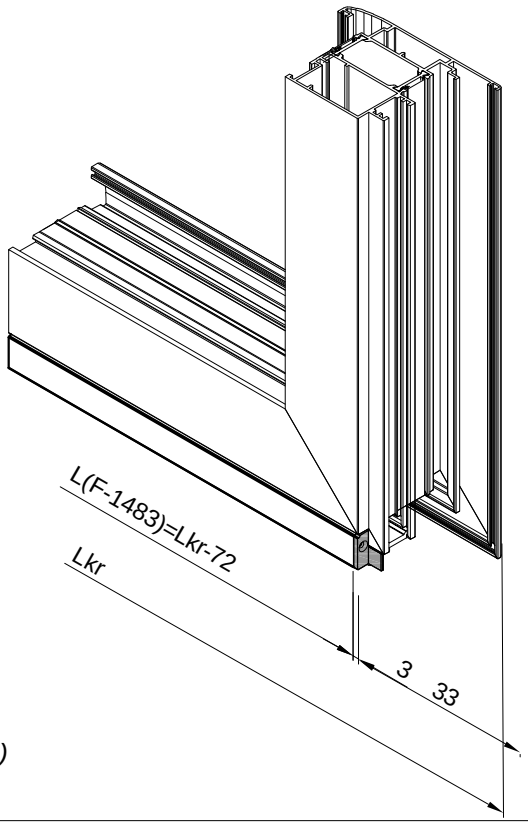
UGRADNJA PROFILA F-1483 U KRILO VRATA FT-0218 S UMETKOM 363.065 - otvaranje vani
MOUNTING PROFILE F-1483 IN DOOR SASH FT-0218 WITH INSERT 363.065 - outward opening



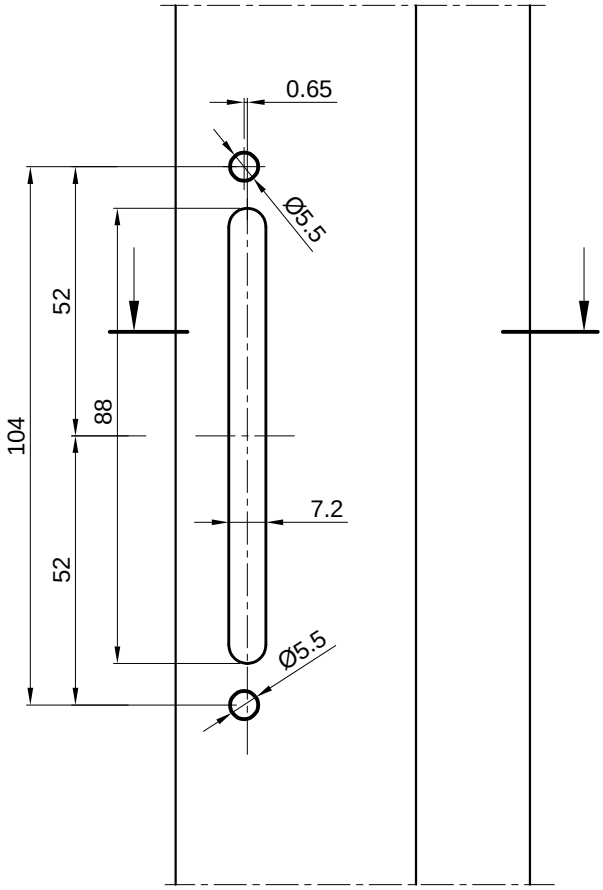


- Profil F-1483 se pila ravno
  Mjera pilanja L(F-1483) = Lkr-72
- The profile F-1483 is cut straight
  Cutting measure L(F-1483) = Lkr-72

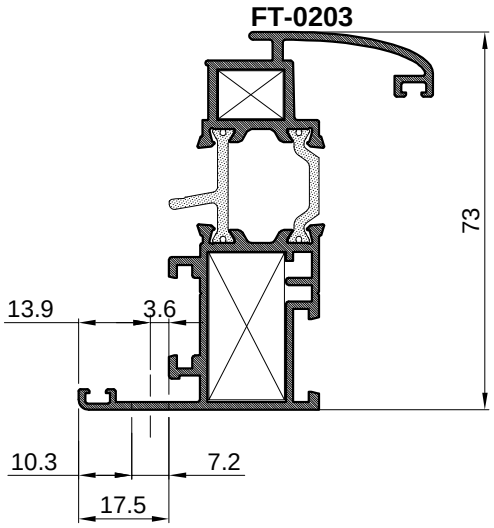


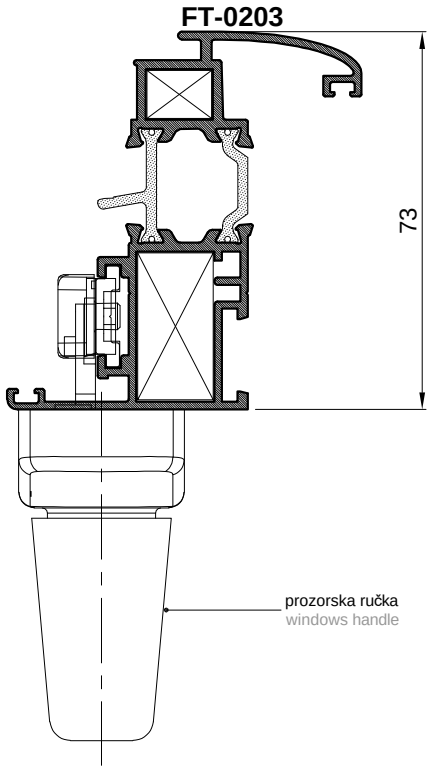


OBRADA PROZORSKOG PROFILA KRILA ZA UGRADNJU RUČKE
PROCESSING OF WINDOW SASH PROFILE FOR HANDLE MONTAGE

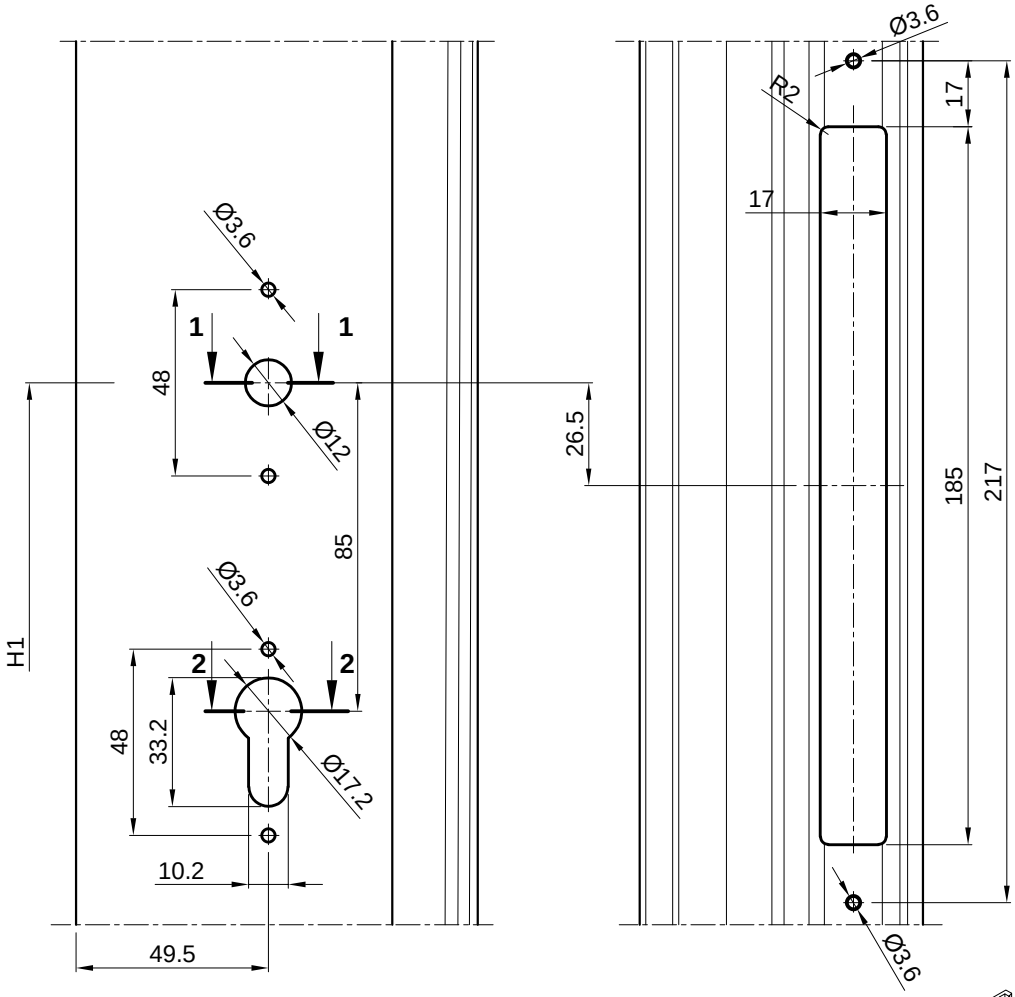


-Za zaokretno i otklopno-zaokretno otvaranje
-Obrada je ista za sve profile krila prozora
-For turn and tilt&turn opening
-Processing is the same for all sash window profiles

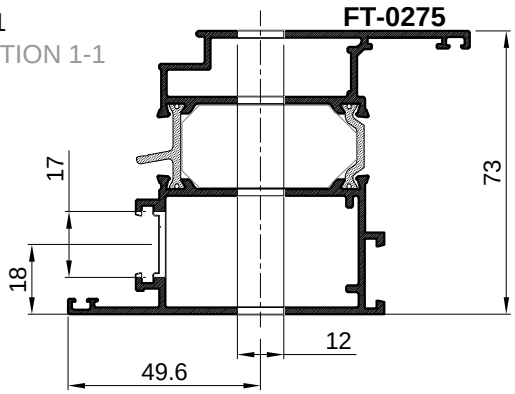




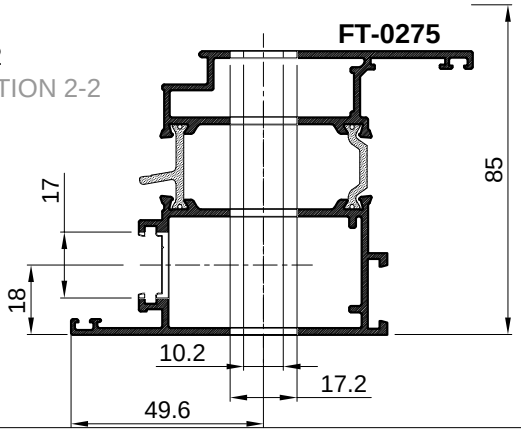
OBRADA PROFILA KRILA VRATA (otvaranje unutra) ZA BRAVU 124.001 I RUČKU
PROCESSING OF DOOR SASH PROFILE (inward opening) FOR LOCK 124.001 AND HANDLE

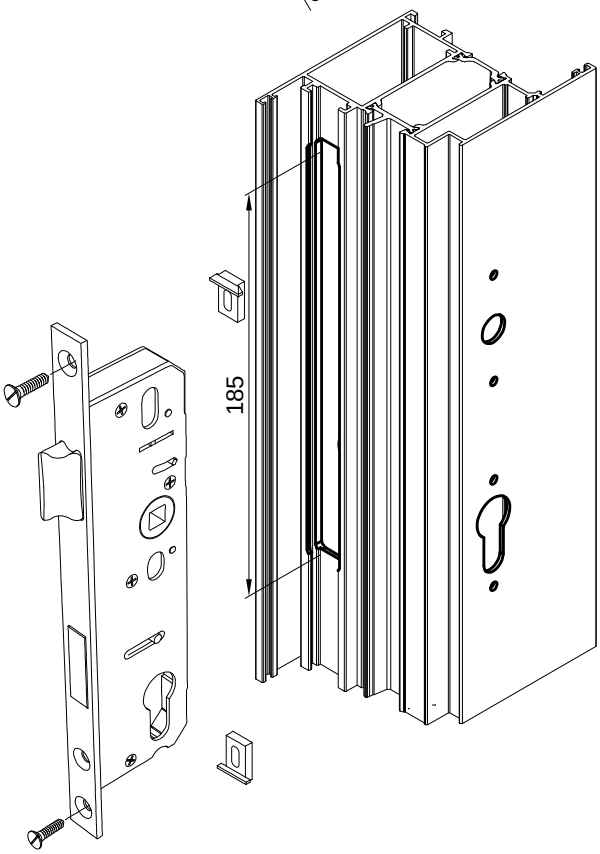


PRESJEK 1-1
CROSS-SECTION 1-1

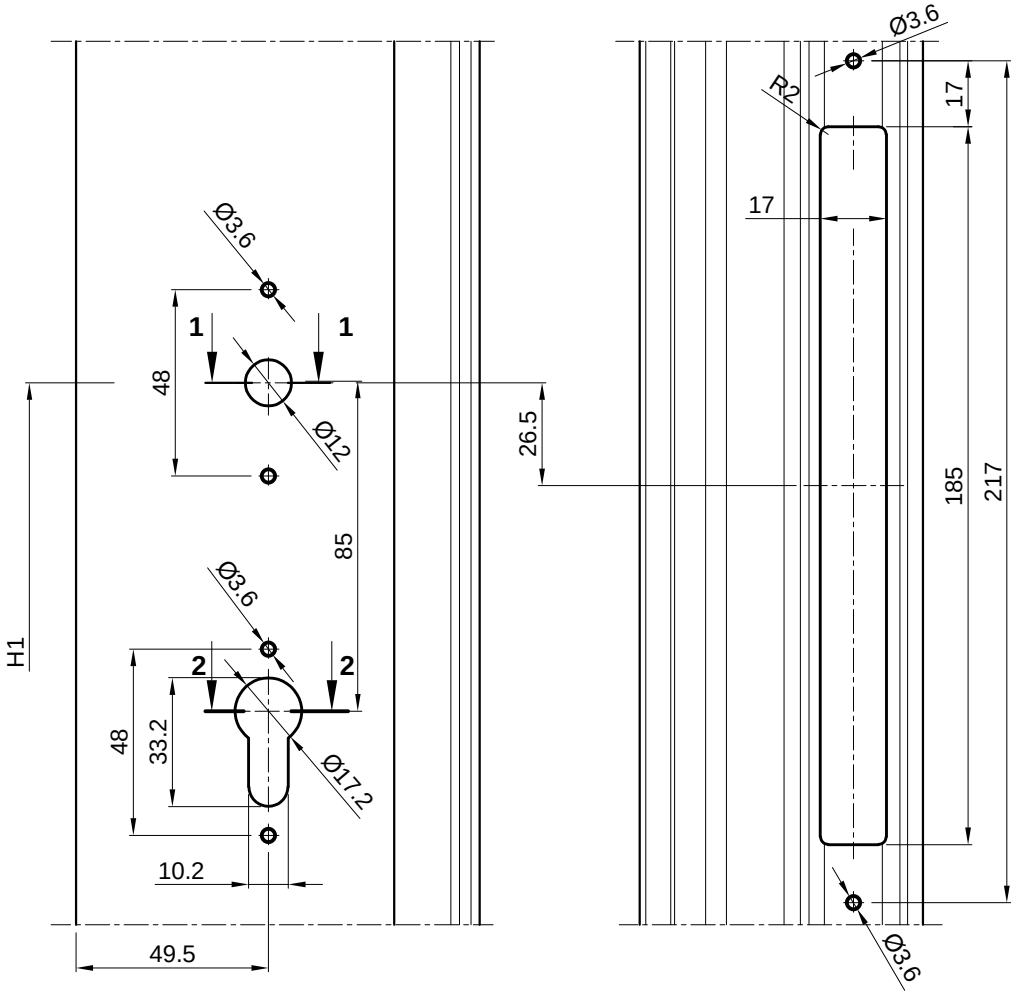


PRESJEK 2-2
CROSS-SECTION 2-2

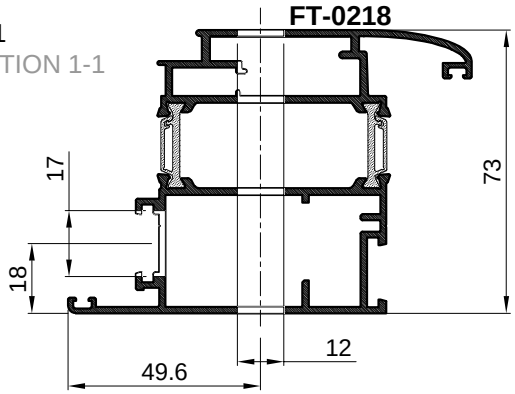


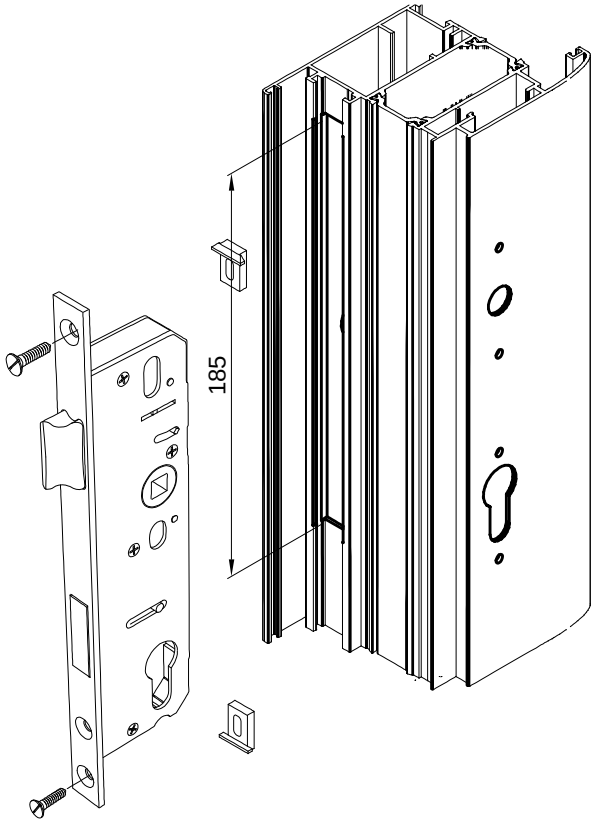


OBRADA PROFILA KRILA VRATA (otvaranje unutra) ZA BRAVU 124.001 I RUČKU
PROCESSING OF DOOR SASH PROFILE (inward opening) FOR LOCK 124.001 AND HANDLE

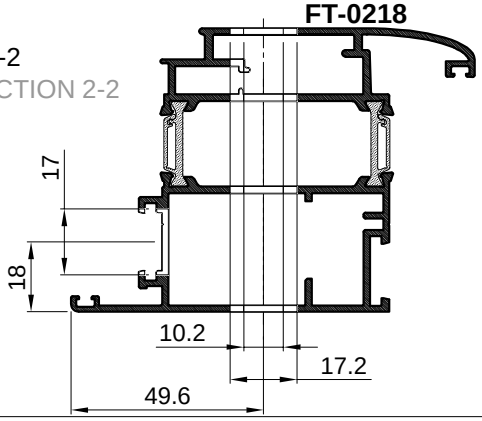


PRESJEK 1-1
CROSS-SECTION 1-1

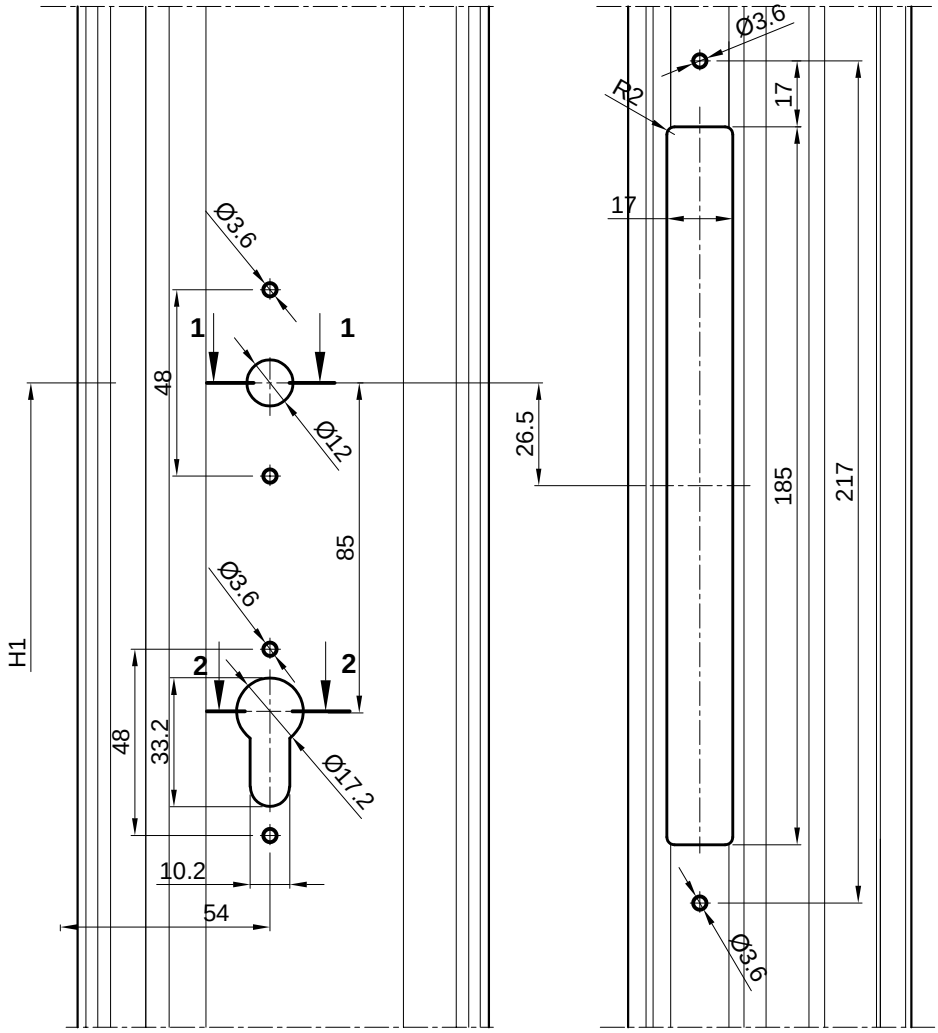


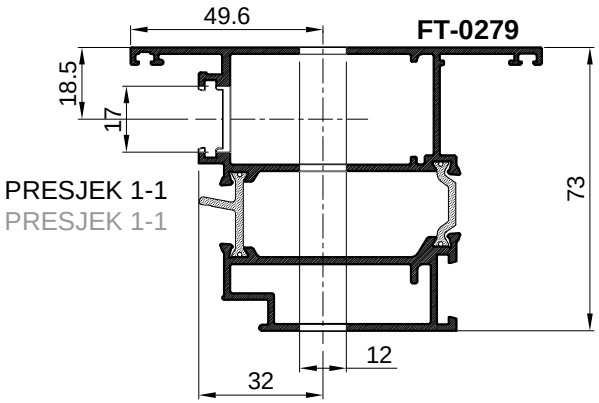


PRESJEK 2-2
CROSS-SECTION 2-2

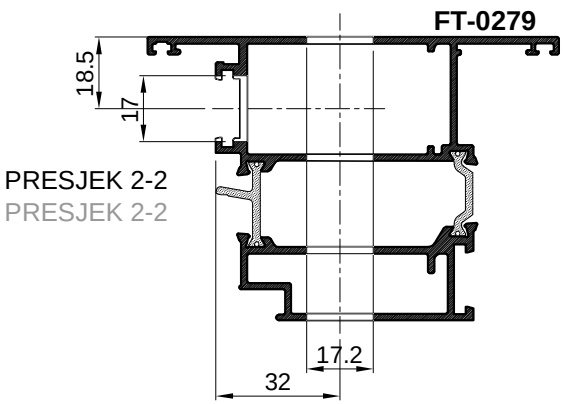


OBRADA PROFILA KRILA VRATA (otvaranje vani) ZA BRAVU 124.001 I RUČKU
PROCESSING OF DOOR SASH PROFILE (inward opening) FOR LOCK 124.001 AND HANDLE

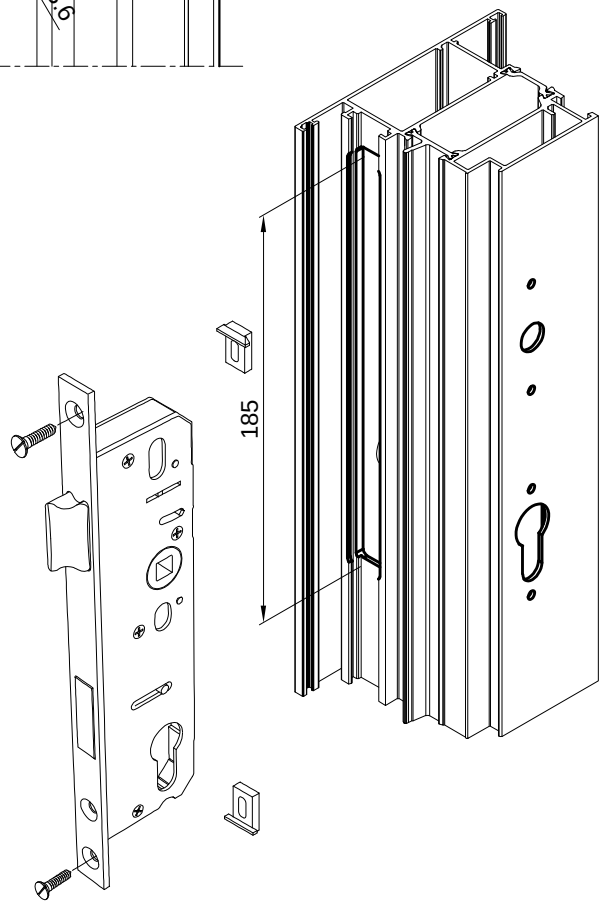




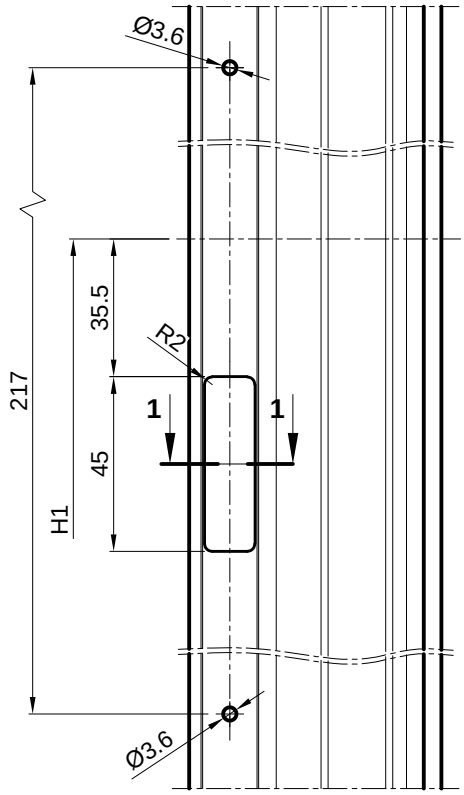
PRESJEK 1-1
PRESJEK 1-1

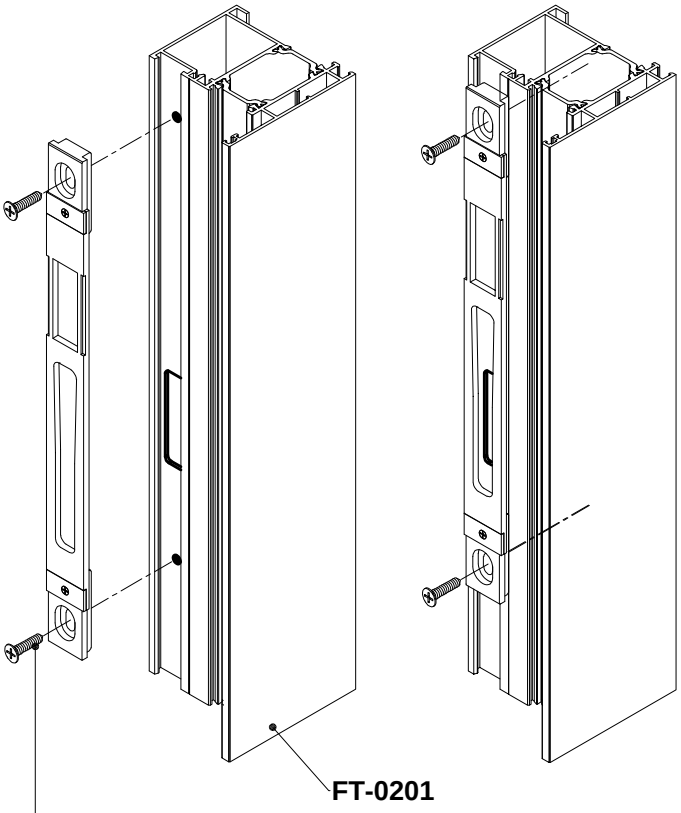


PRESJEK 2-2
PRESJEK 2-2



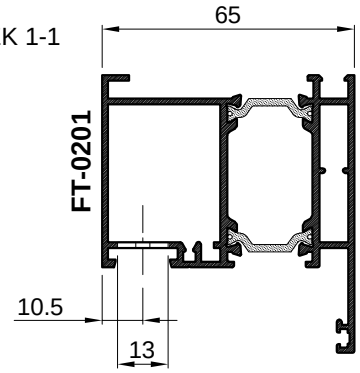
OBRADA PROFILA RAMA VRATA (otvaranje unutra) ZA PRIHVATNIK JEZIČKA BRAVE 124.003
PROCESSING OF DOOR FRAME PROFILE (inward opening) FOR LOCK LATCHBOLT ACCEPTOR 124.003

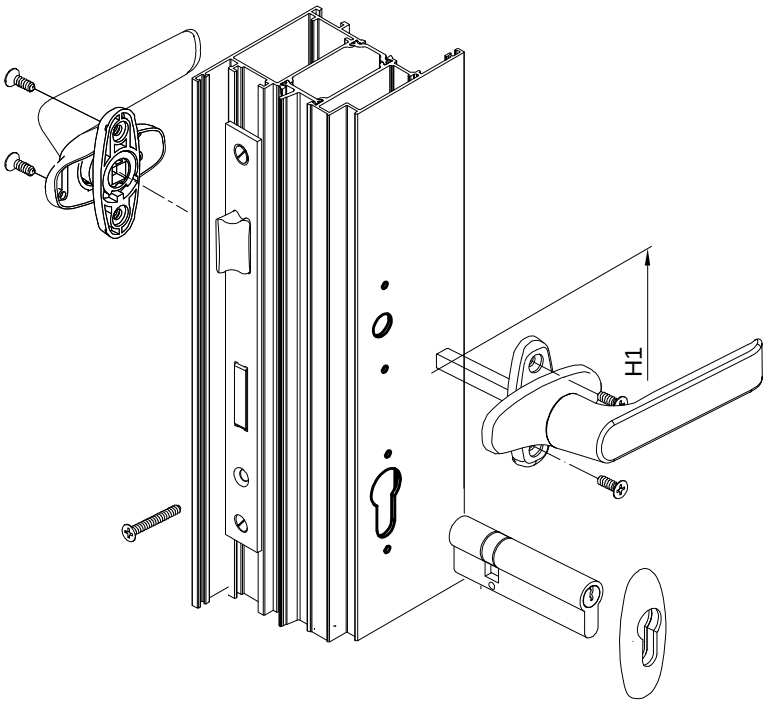




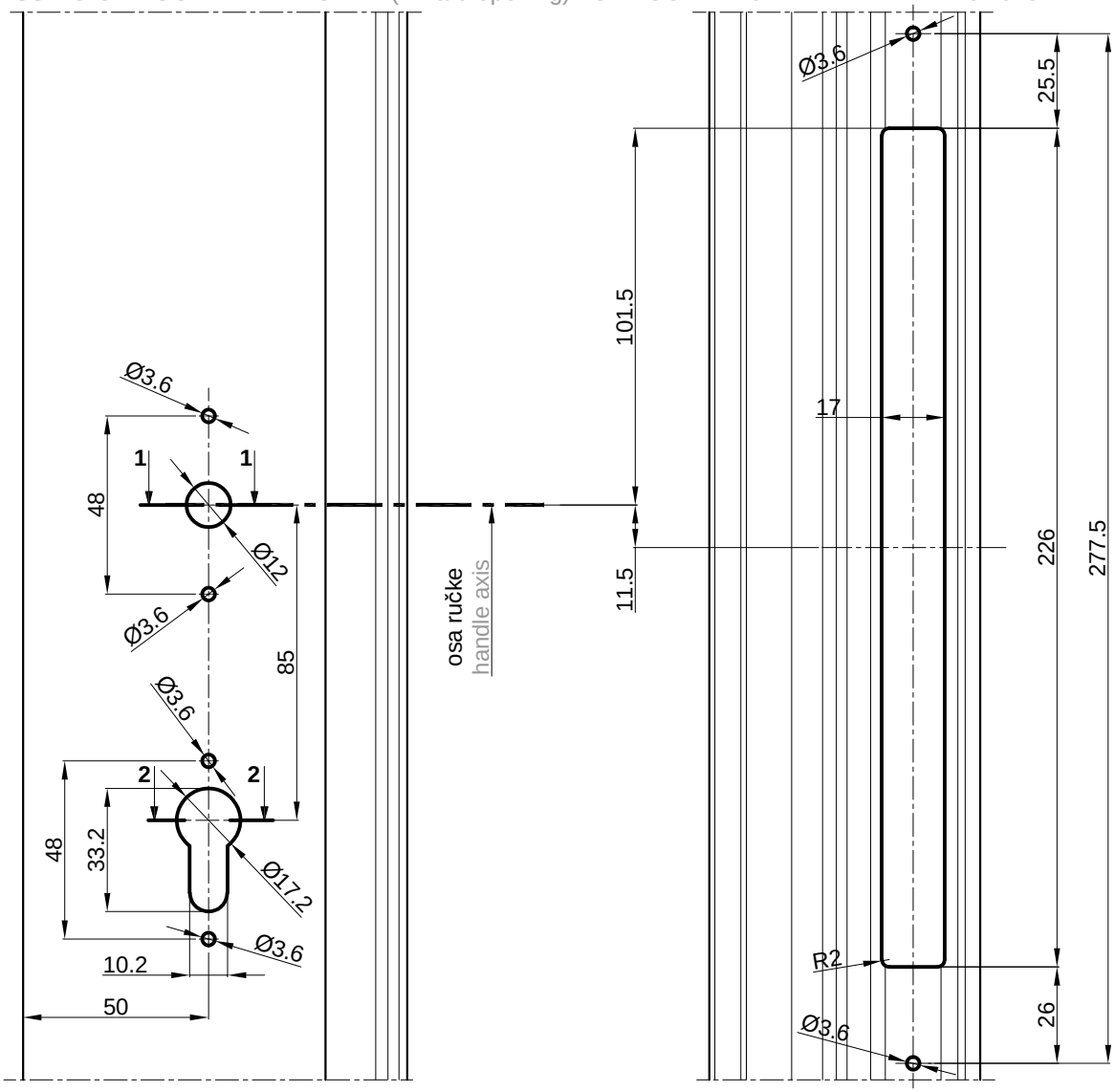
124.003
prihvatnik jezička brave
lock latchobolt acceptor

PRESJEK 1-1

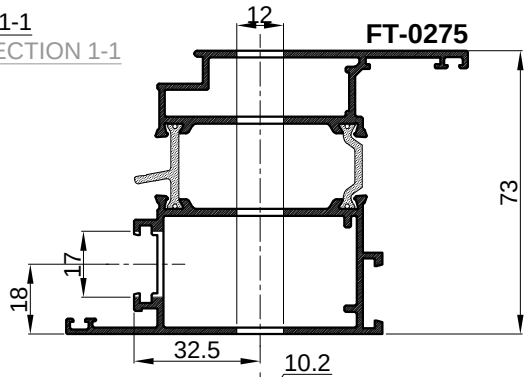




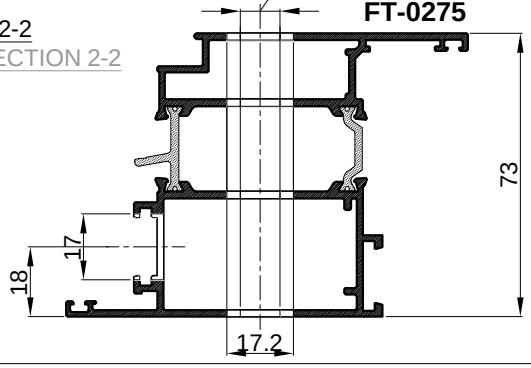
OBRADA PROFILA KRILA VRATA (otvaranje unutra) ZA BRAVU 124.042 I RUČKU 104.015
PROCESSING OF DOOR LEAF PROFILE (inward opening) FOR LOCK 124.042 AND HANDLE 104.015

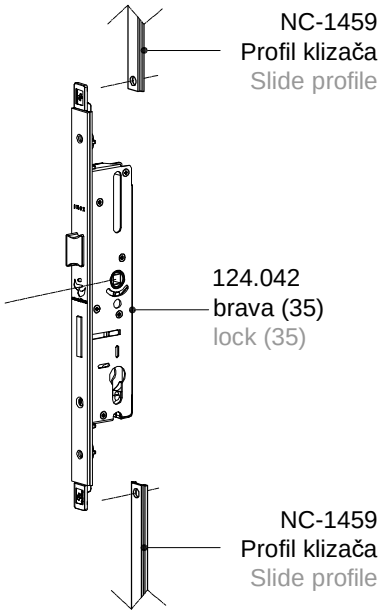


PRESJEK 1-1
CROSS SECTION 1-1




PRESJEK 2-2
CROSS SECTION 2-2

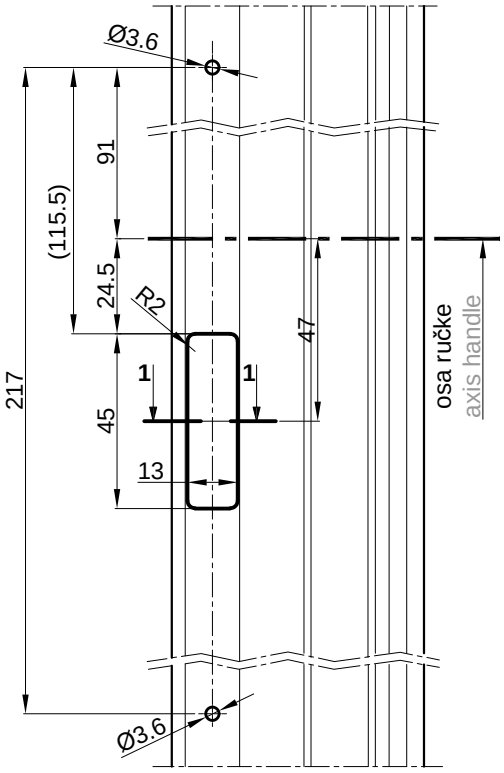


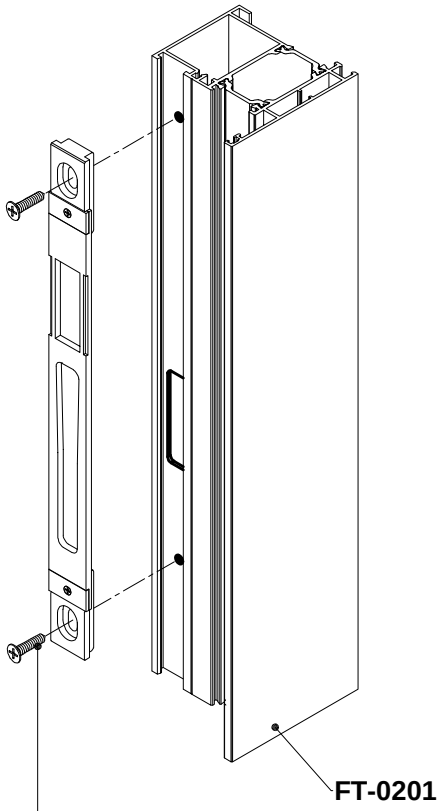


OBRADA PROFILA RAMA VRATA I PROFILA KOMBATUTE (otvaranje unutra) ZA PRIHVATNIK JEZIČKA BRAVE 124.003 (Stublina) - ZA BRAVU 124.042

PROCESSING OF DOOR FRAME AND FLYING MULLION PROFILE (inward opening) FOR LOCK LATCHBOLT ACCEPTOR 124.003 (Stublina) - FOR LOCK 124.042

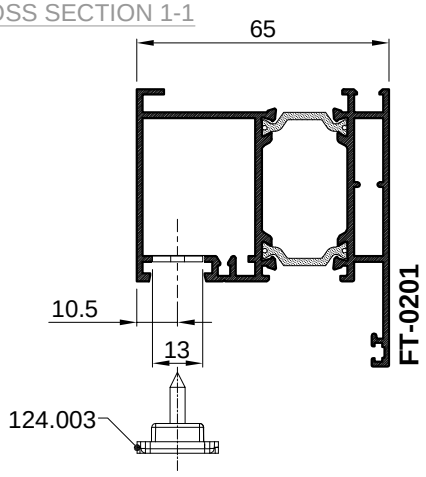


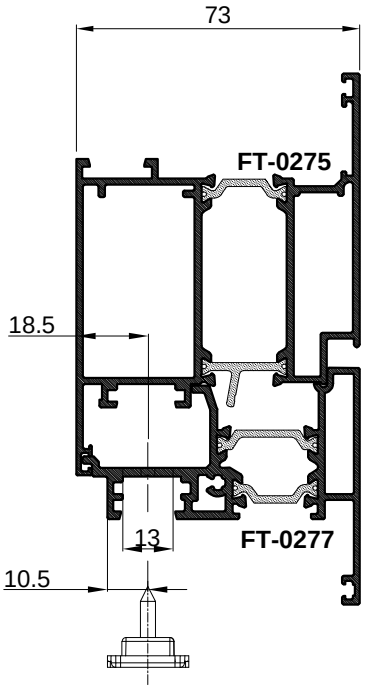




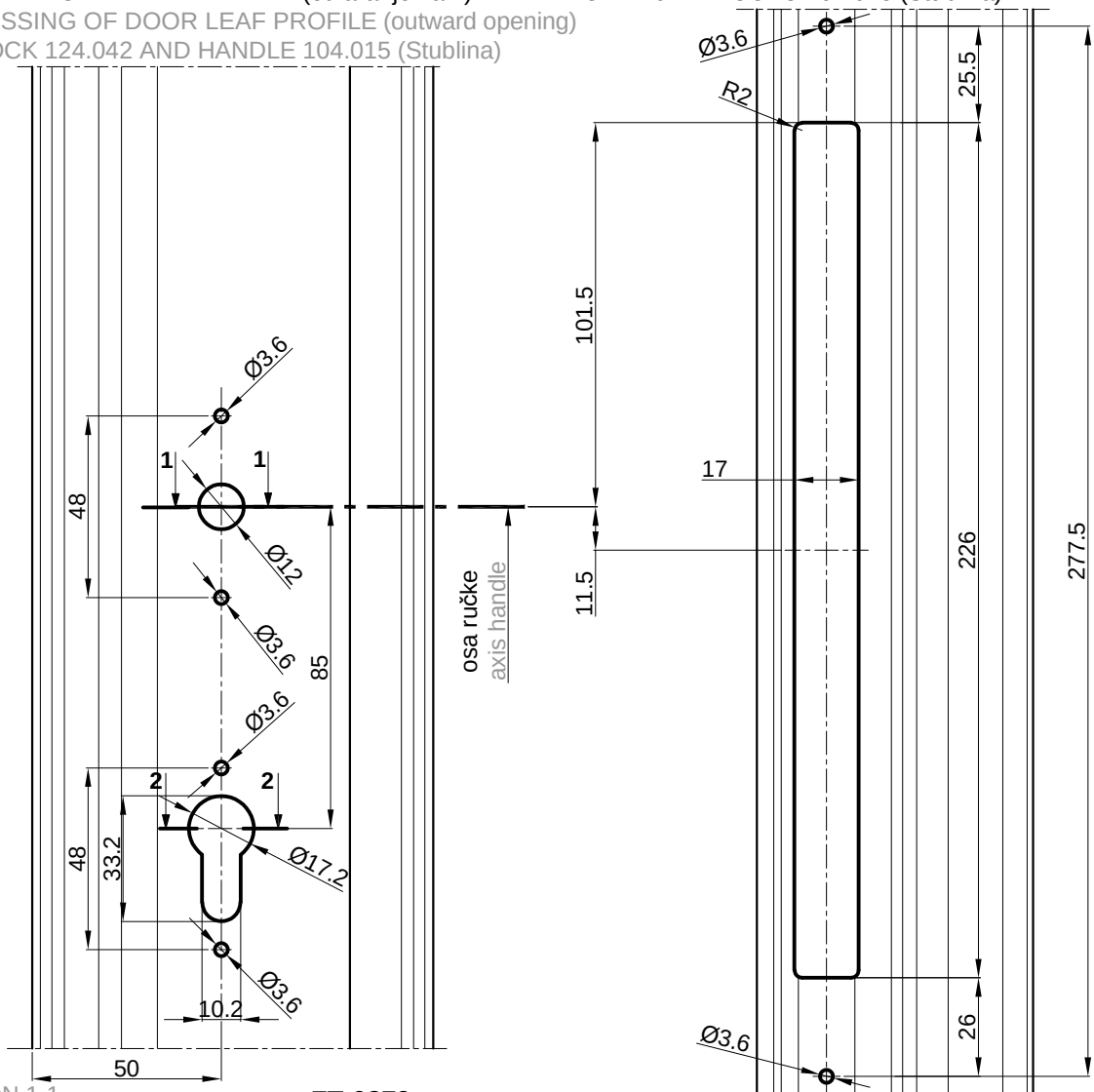
124.003
prihvatnik jezička brave
lock latchobolt acceptor

PRESJEK 1-1
CROSS SECTION 1-1

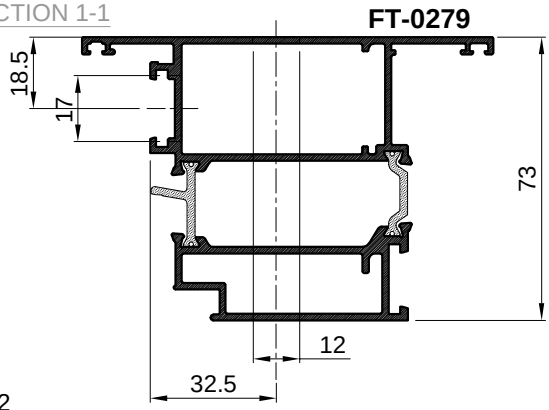




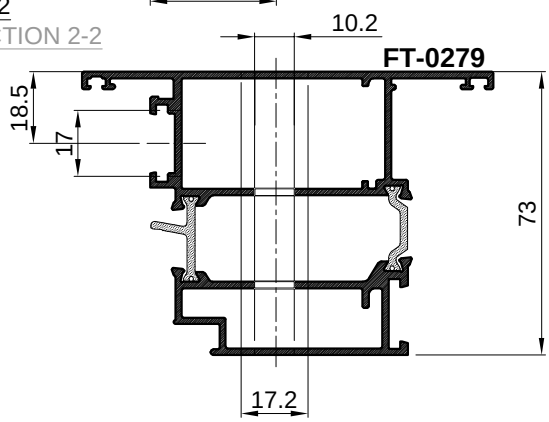
OBRADA PROFILA KRILA VRATA (otvaranje vani) ZA BRAVU 124.042 I RUČKU 104.015 (Stublina)
PROCESSING OF DOOR LEAF PROFILE (outward opening)
FOR LOCK 124.042 AND HANDLE 104.015 (Stublina)

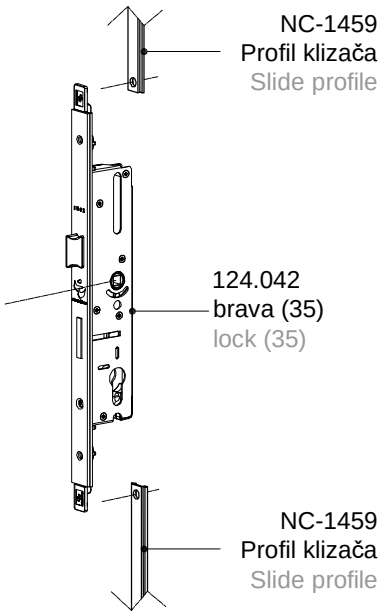


PRESJEK 1-1
CROSS SECTION 1-1




PRESJEK 2-2
CROSS SECTION 2-2

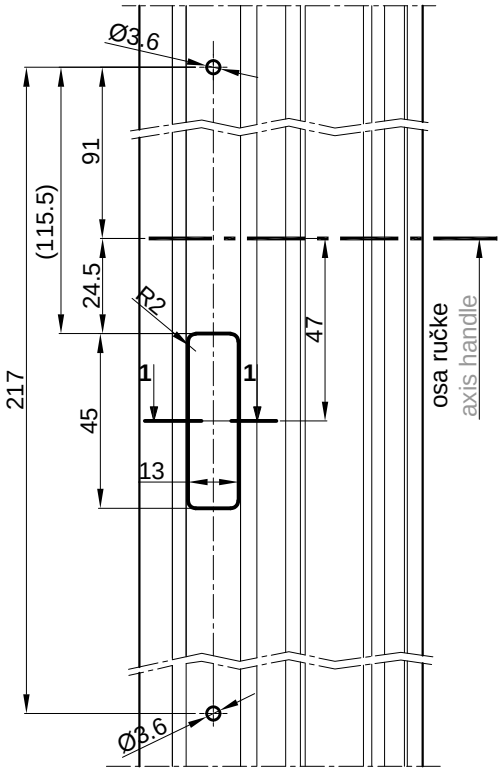


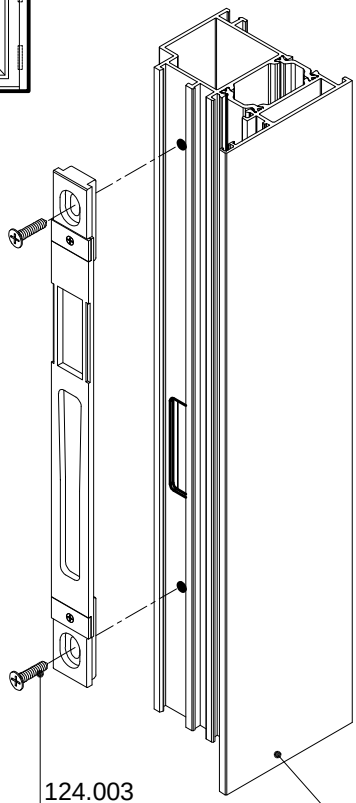


OBRADA PROFILA RAMA VRATA I PROFILA KOMBATUTE (otvaranje vani) ZA PRIHVATNIK JEZIČKA BRAVE 124.003 (Stublina) - ZA BRAVU 124.042

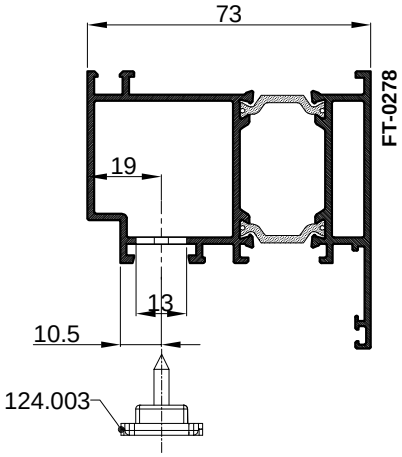
PROCESSING OF DOOR FRAME AND FLYING MULLION PROFILE (outward opening) FOR LOCK LATCHBOLT ACCEPTOR 124.003 (Stublina) - FOR LOCK 124.042

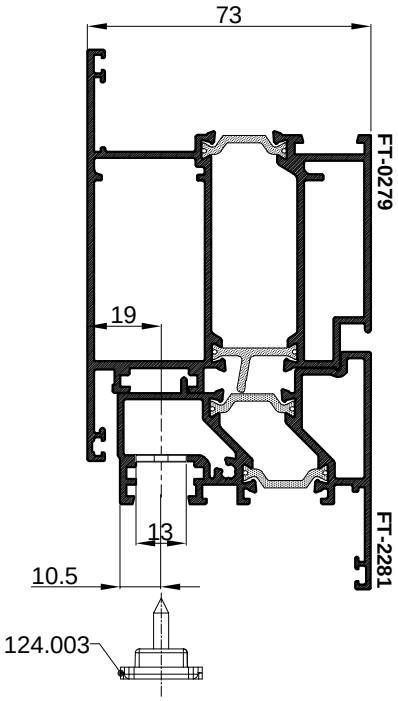


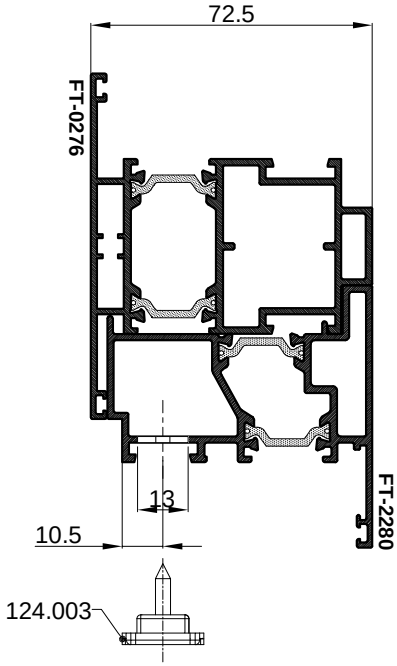




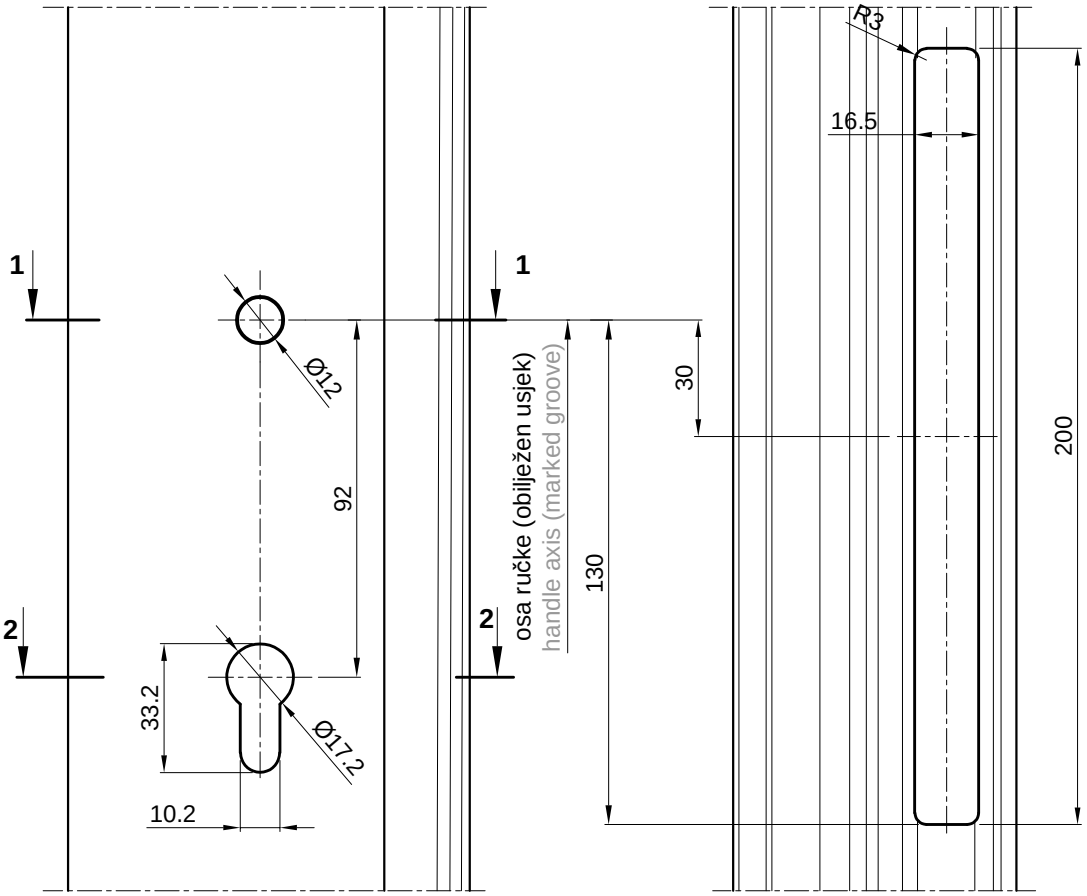
PRESJEK 1-1
CROSS SECTION 1-1



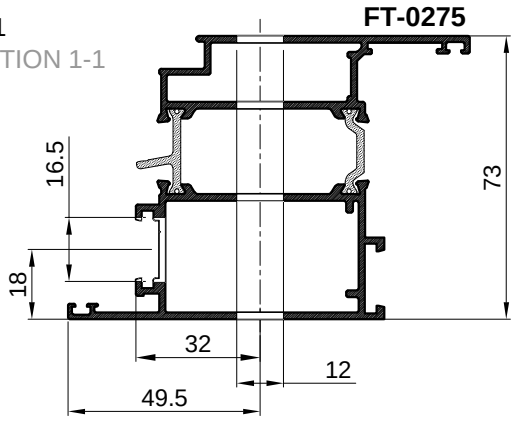




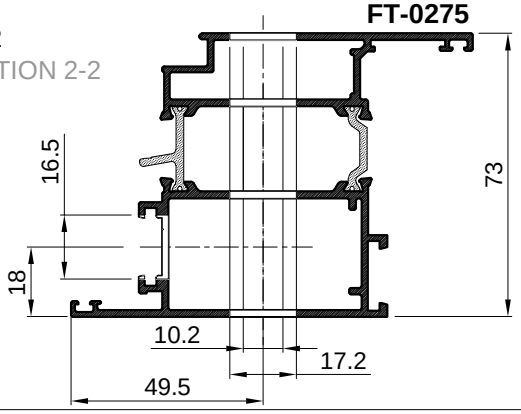
OBRADA PROFILA KRILA VRATA (otvaranje unutra) ZA BRAVU S JEZIČKOM 122.073 (GU-BKS) I RUČKU 102.027 (GU)
PROCESSING OF DOOR LEAF PROFILE (inward opening) FOR LOCK WITH LATCHBOLT 122.073 (GU-BKS) AND HANDLE 102.027 (GU)

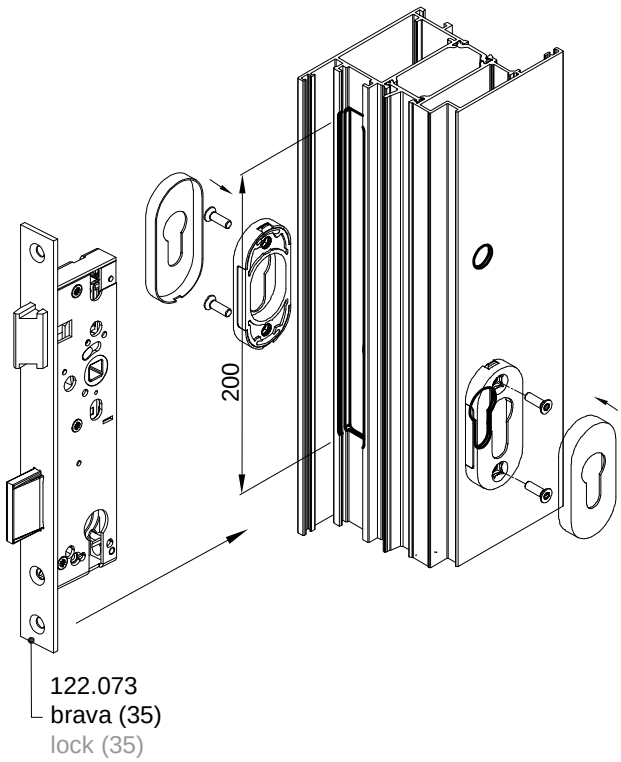


PRESJEK 1-1
CROSS-SECTION 1-1

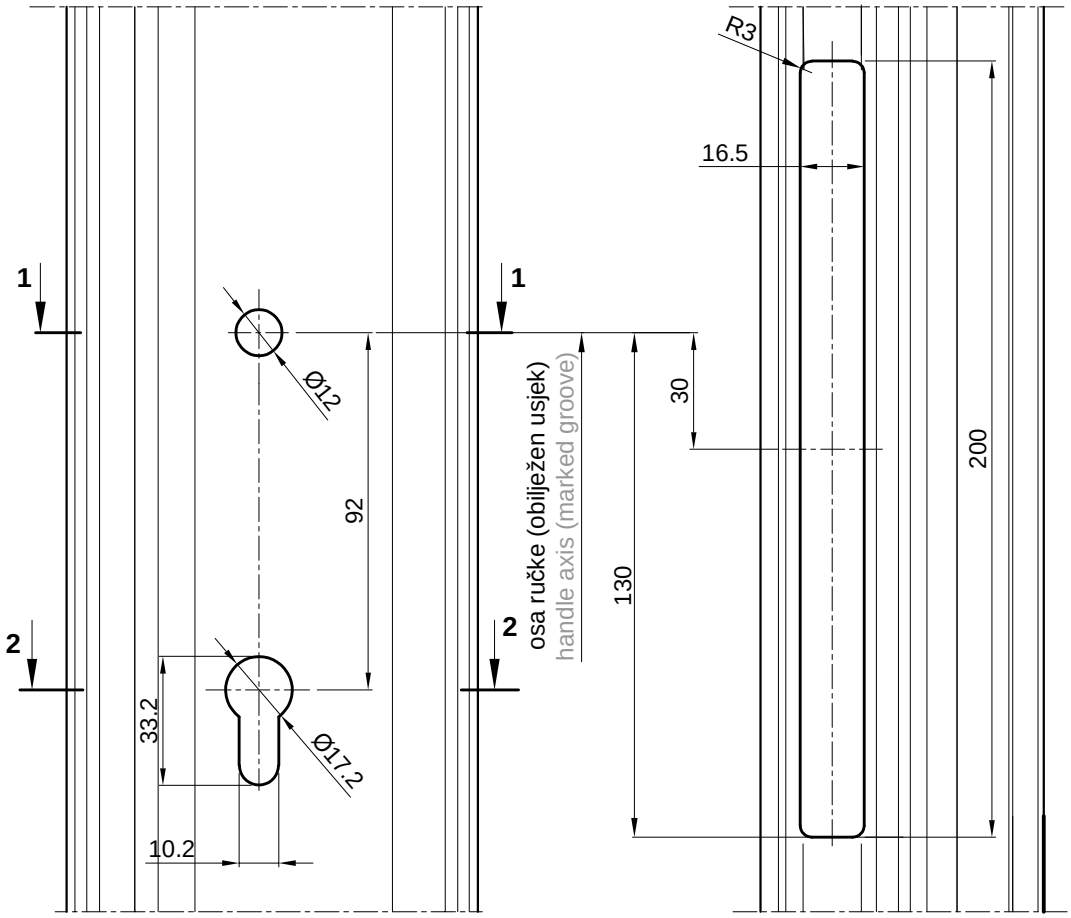


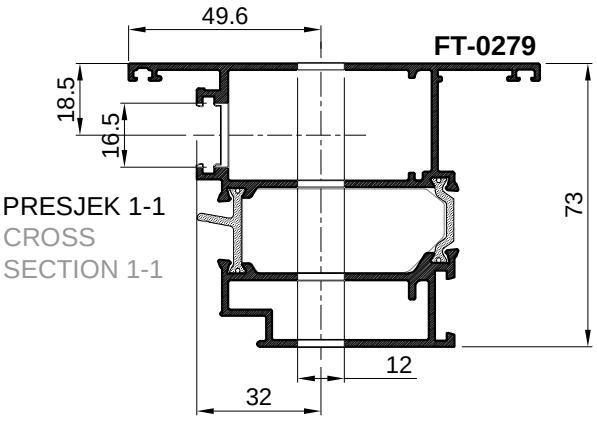
PRESJEK 2-2
CROSS-SECTION 2-2



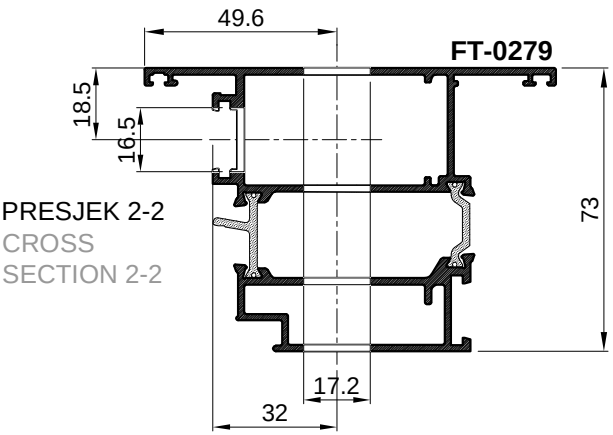


OBRADA PROFILA KRILA VRATA (otvaranje vani) ZA BRAVU S JEZIČKOM 122.073 (GU-BKS) I RUČKU 102.027 (GU)
PROCESSING OF DOOR LEAF PROFILE (outward opening) FOR LOCK WITH LATCHBOLT 122.073 (GU-BKS) AND HANDLE 102.027 (GU)

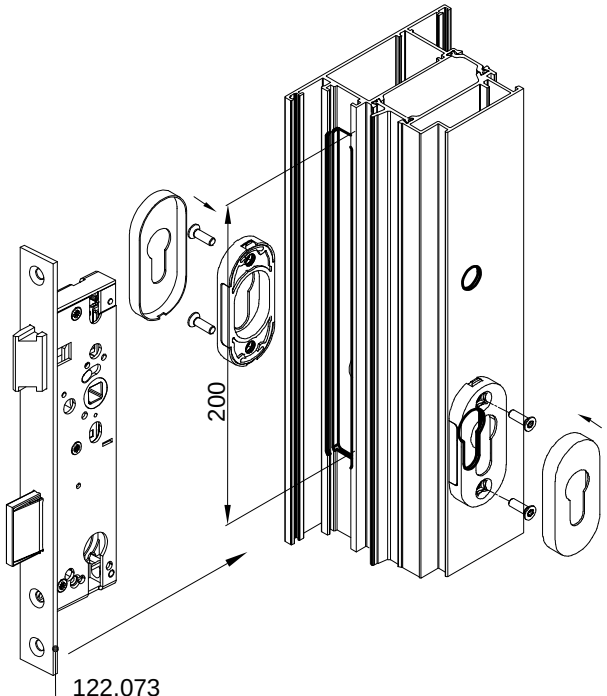




PRESJEK 1-1
CROSS SECTION 1-1

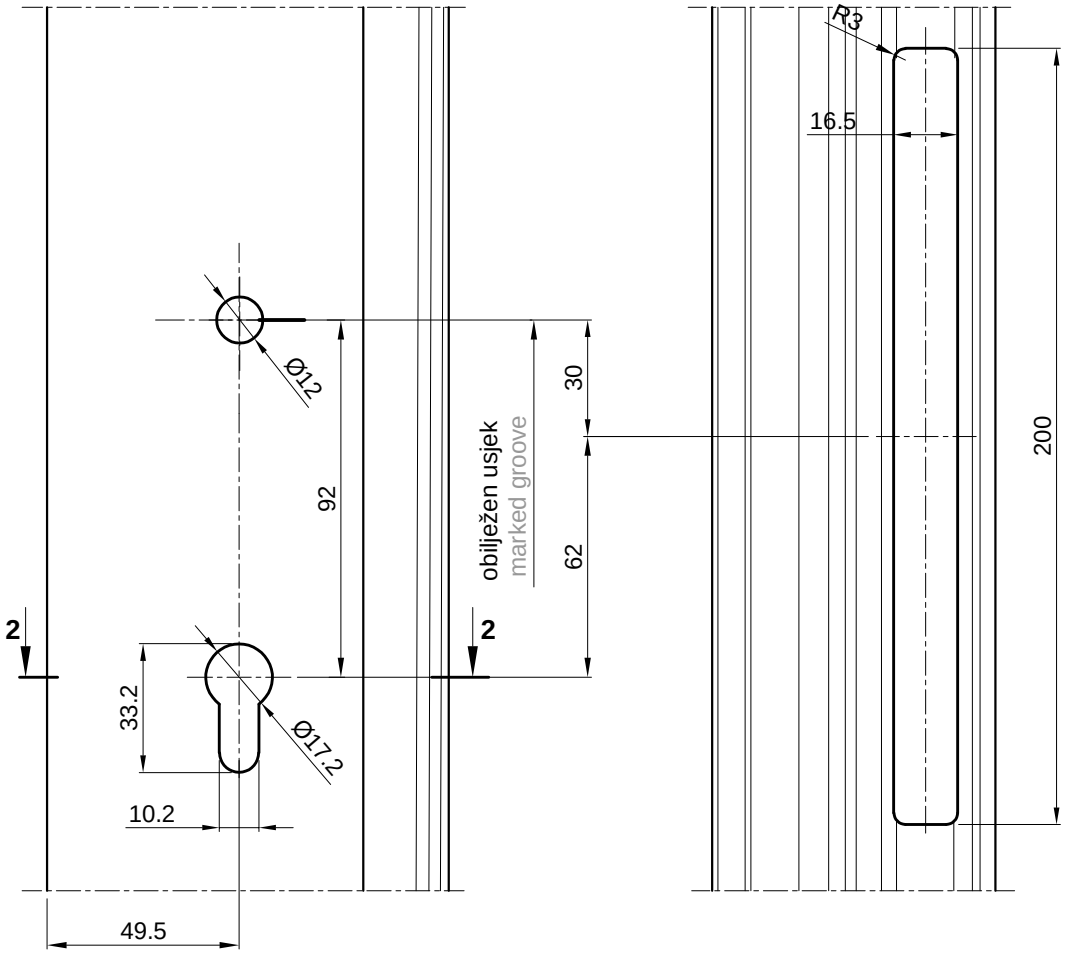


PRESJEK 2-2
CROSS SECTION 2-2

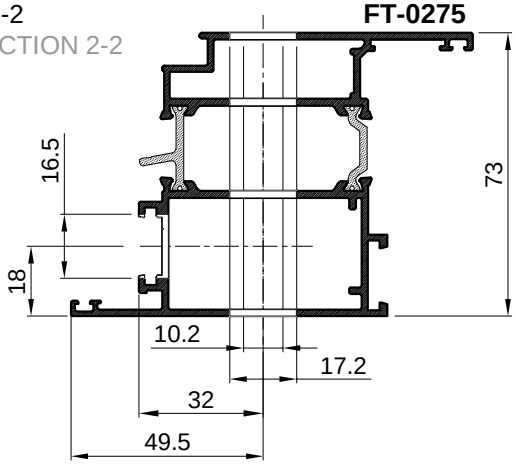


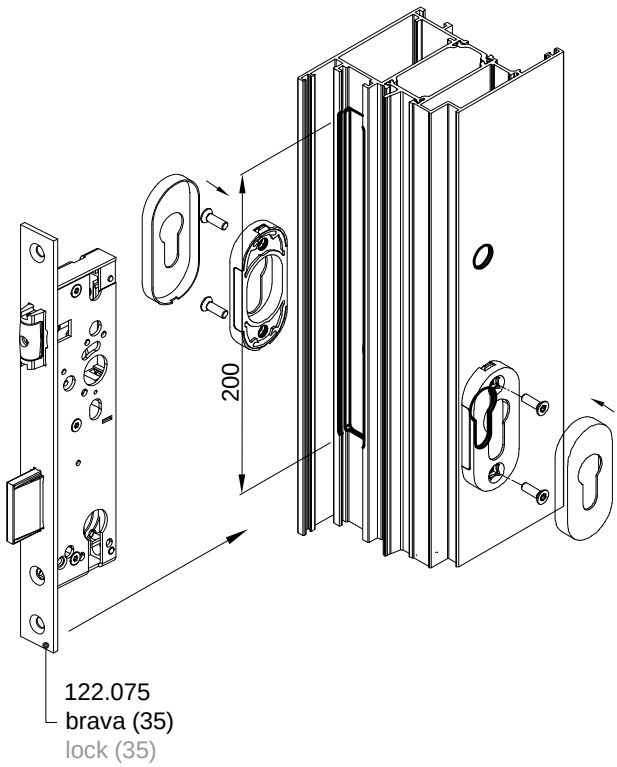
122.073
brava (35)
lock (35)

OBRADA PROFILA KRILA VRATA (otvaranje unutra) ZA BRAVU S VALJKOM 122.075 (GU-BKS)
PROCESSING OF DOOR LEAF PROFILE (inward opening) FOR ROLLER LATCH LOCK 122.075 (GU-BKS)

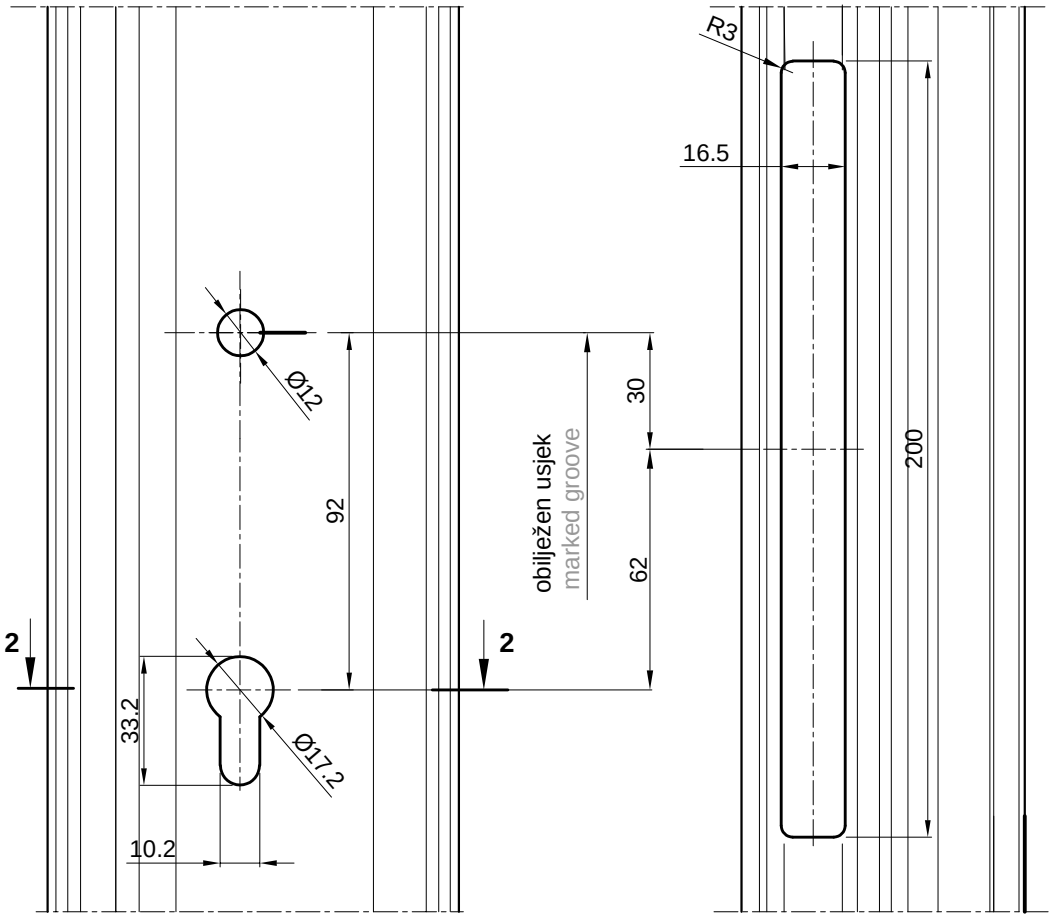


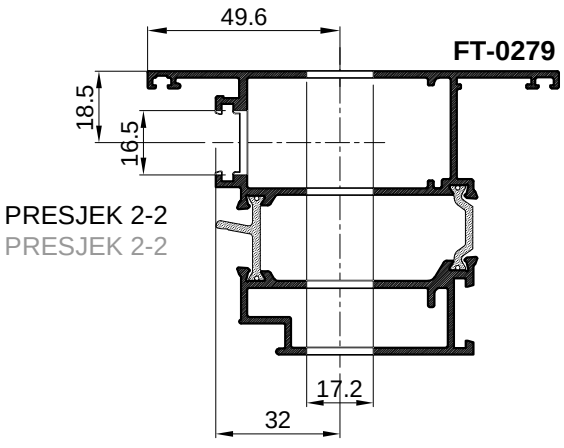
PRESJEK 2-2
CROSS-SECTION 2-2



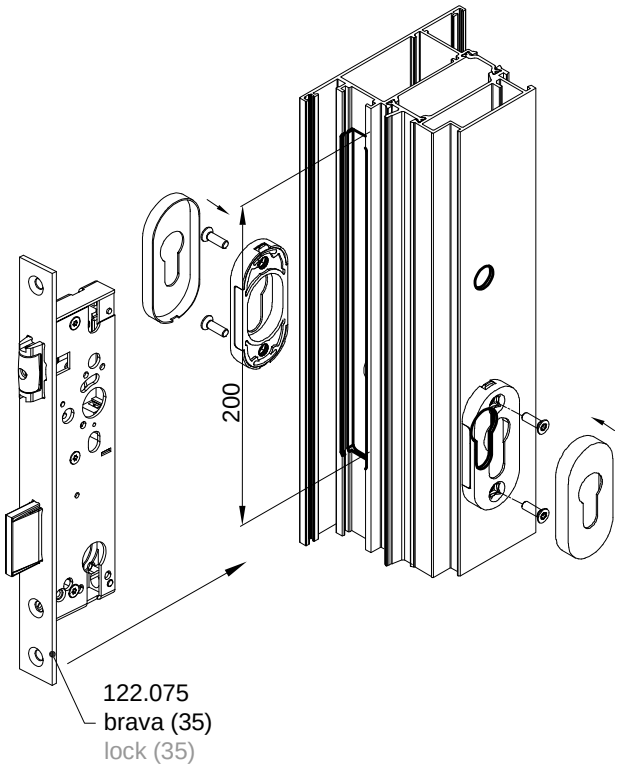


OBRADA PROFILA KRILA VRATA (otvaranje vani) ZA BRAVU S VALJKOM 122.075 (GU-BKS)
PROCESSING OF DOOR LEAF PROFILE (outward opening) FOR ROLLER LATCH LOCK 122.075 (GU-BKS)

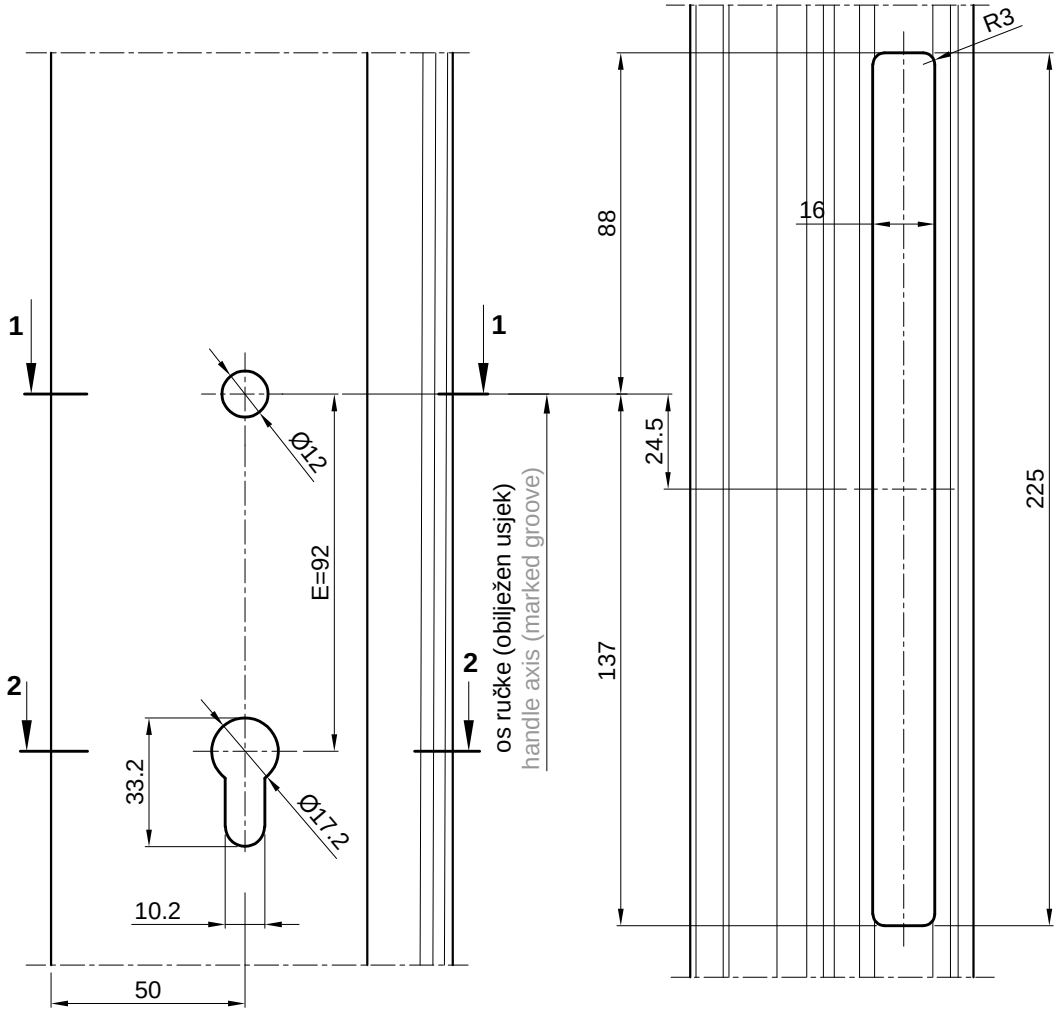




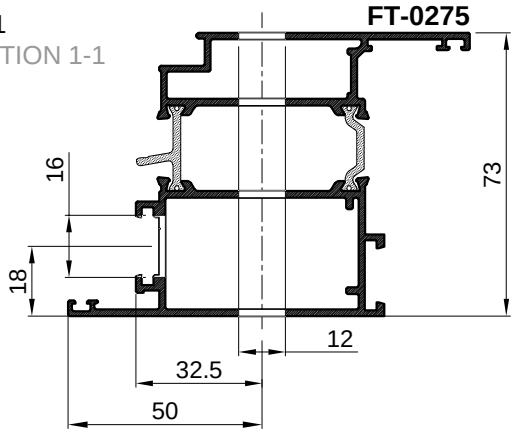
PRESJEK 2-2
PRESJEK 2-2



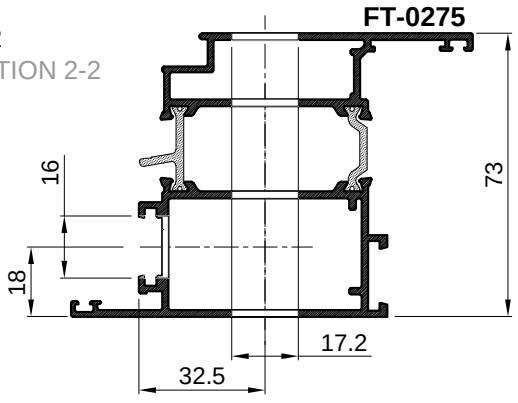
OBRADA PROFILA KRILA VRATA (otvaranje unutra) ZA KUTIJU BRAVE - 122.052 (GU Secury- MR2)
PROCESSING OF DOOR LEAF PROFILE (inward opening) FOR LOCK CASE - 122.052 (GU Secury- MR2)

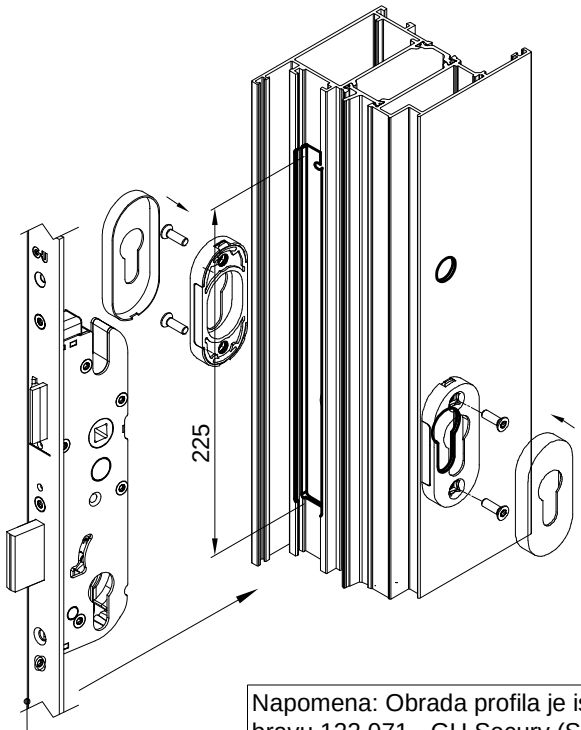


PRESJEK 1-1
CROSS-SECTION 1-1



PRESJEK 2-2
CROSS-SECTION 2-2

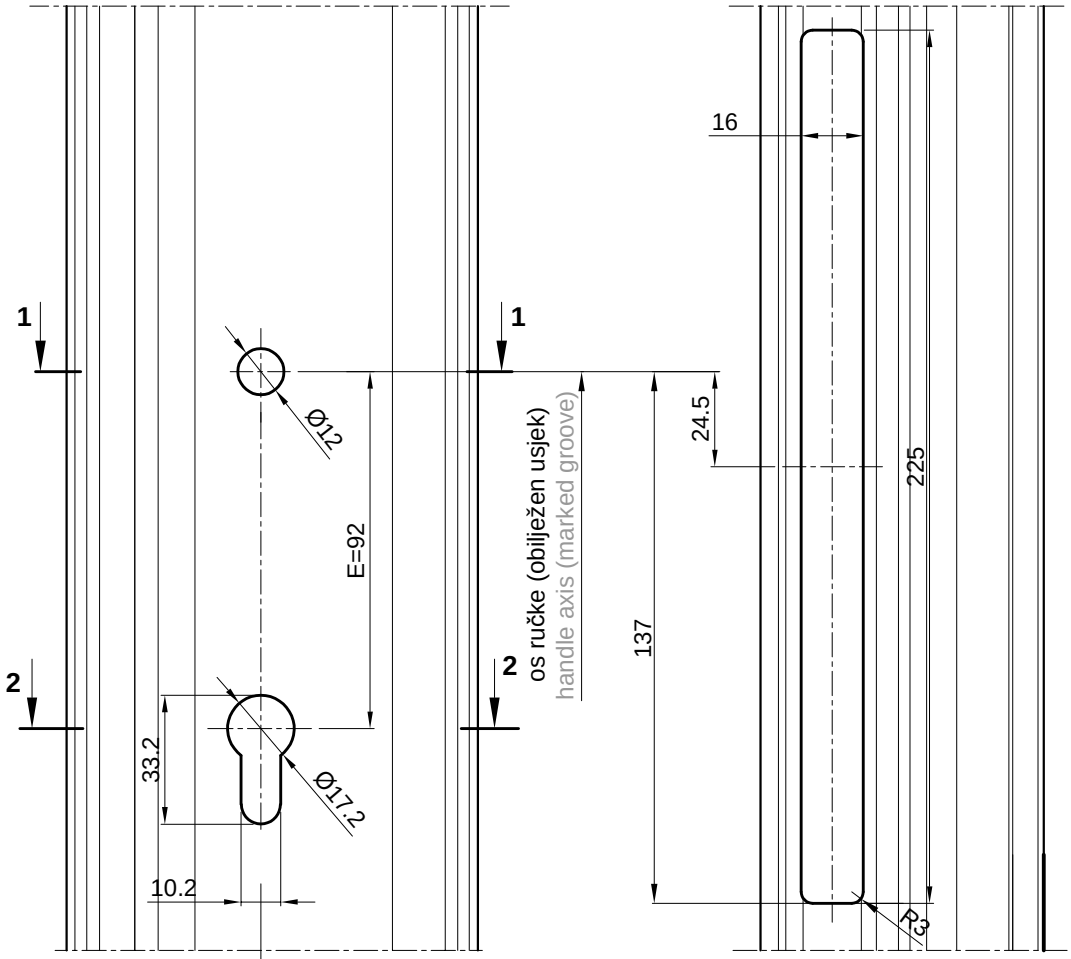


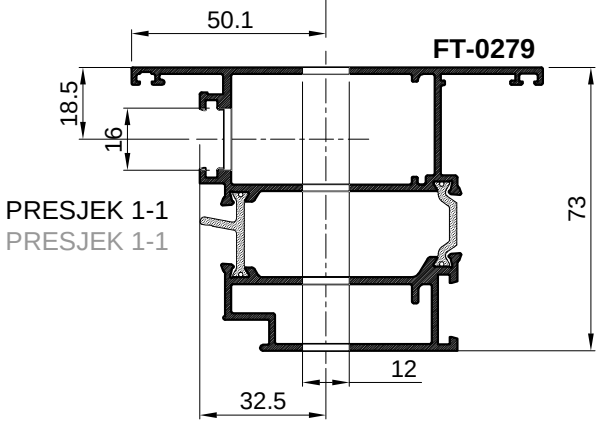


122.052
brava (35) -MR2
lock (35) -MR2

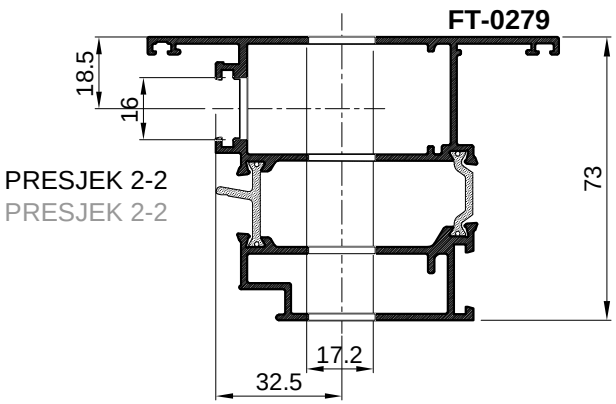
Napomena: Obrada profila je ista i za bravu 122.071 - GU Secury (SECA).
Remark: Profile processing is the same for the lock 122.071 - GU Secury (SECA).

OBRADA PROFILA KRILA VRATA (otvaranje vani) ZA KUTIJU BRAVE - 122.052 (GU Secury- MR2)
PROCESSING OF DOOR LEAF PROFILE (outward opening) FOR LOCK CASE - 122.052 (GU Secury- MR2)

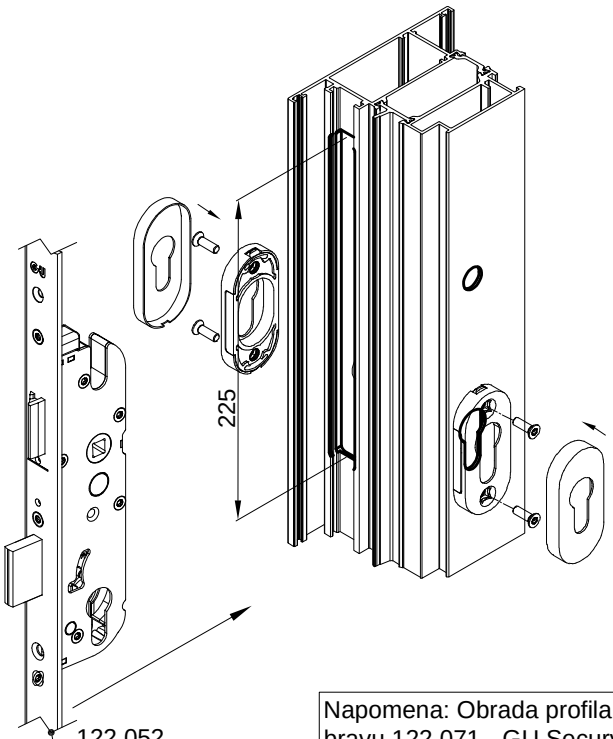




PRESJEK 1-1
PRESJEK 1-1



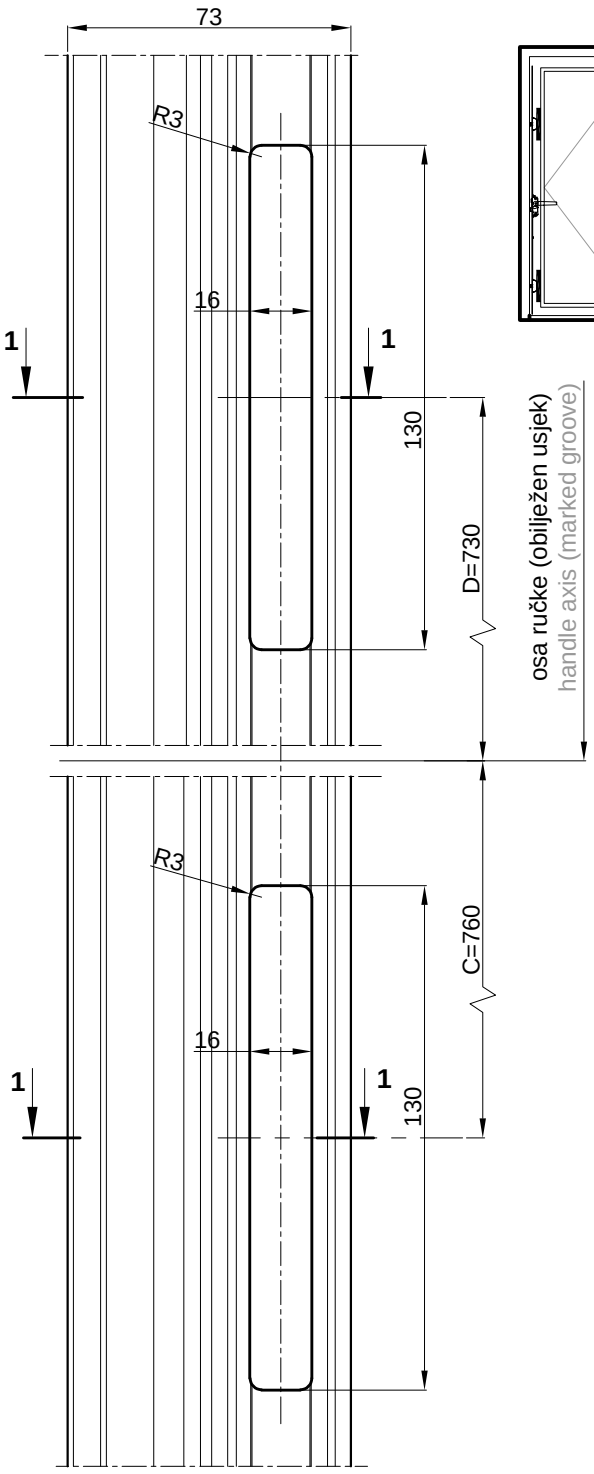
PRESJEK 2-2
PRESJEK 2-2

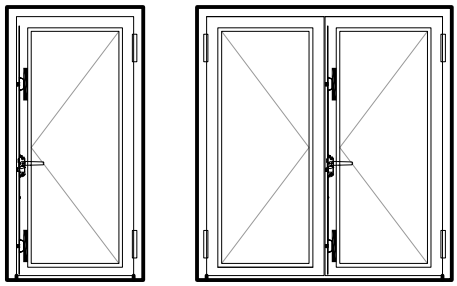


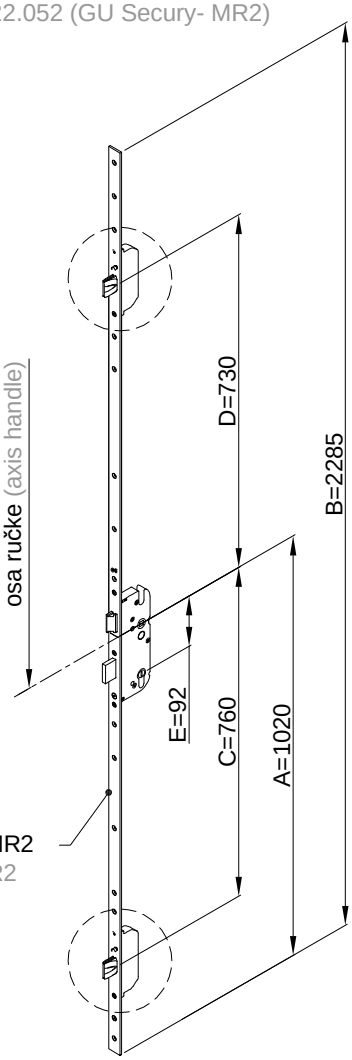
122.052
brava (35) -MR2
lock (35) -MR2

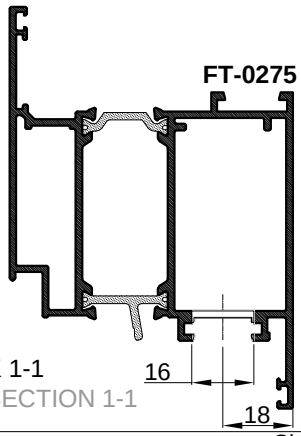
Napomena: Obrada profila je ista i za bravu 122.071 - GU Secury (SECA).
Remark: Profile processing is the same for the lock 122.071 - GU Secury (SECA).

OBRADA PROFILA KRILA VRATA (otvaranje unutra) ZA KUTIJU MASIVNOG ZASUNA - 122.052 (GU Secury- MR2)
PROCESSING OF DOOR LEAF PROFILE (inward opening) FOR MASSIVE BOLT CASE - 122.052 (GU Secury- MR2)

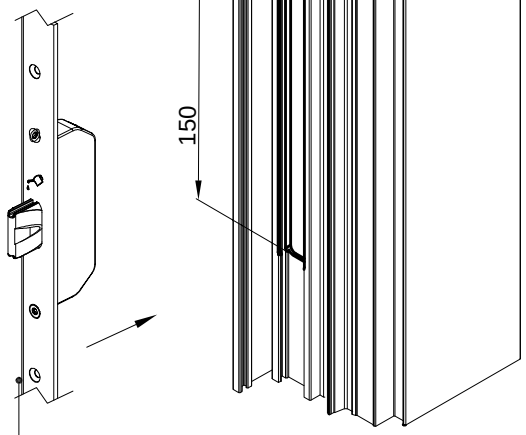








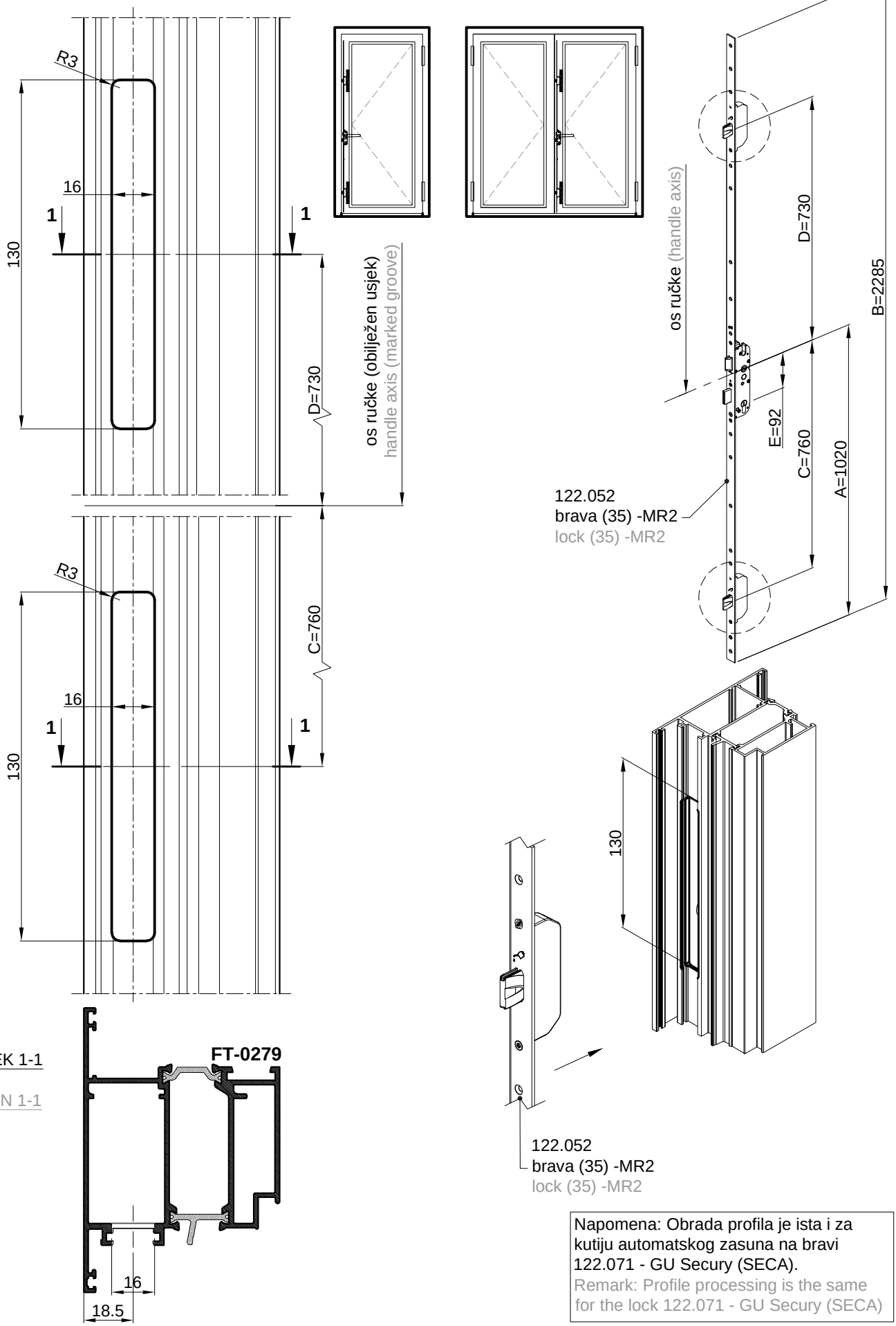
PRESJEK 1-1
CROSS SECTION 1-1



122.052
brava (35) -MR2
lock (35) -MR2

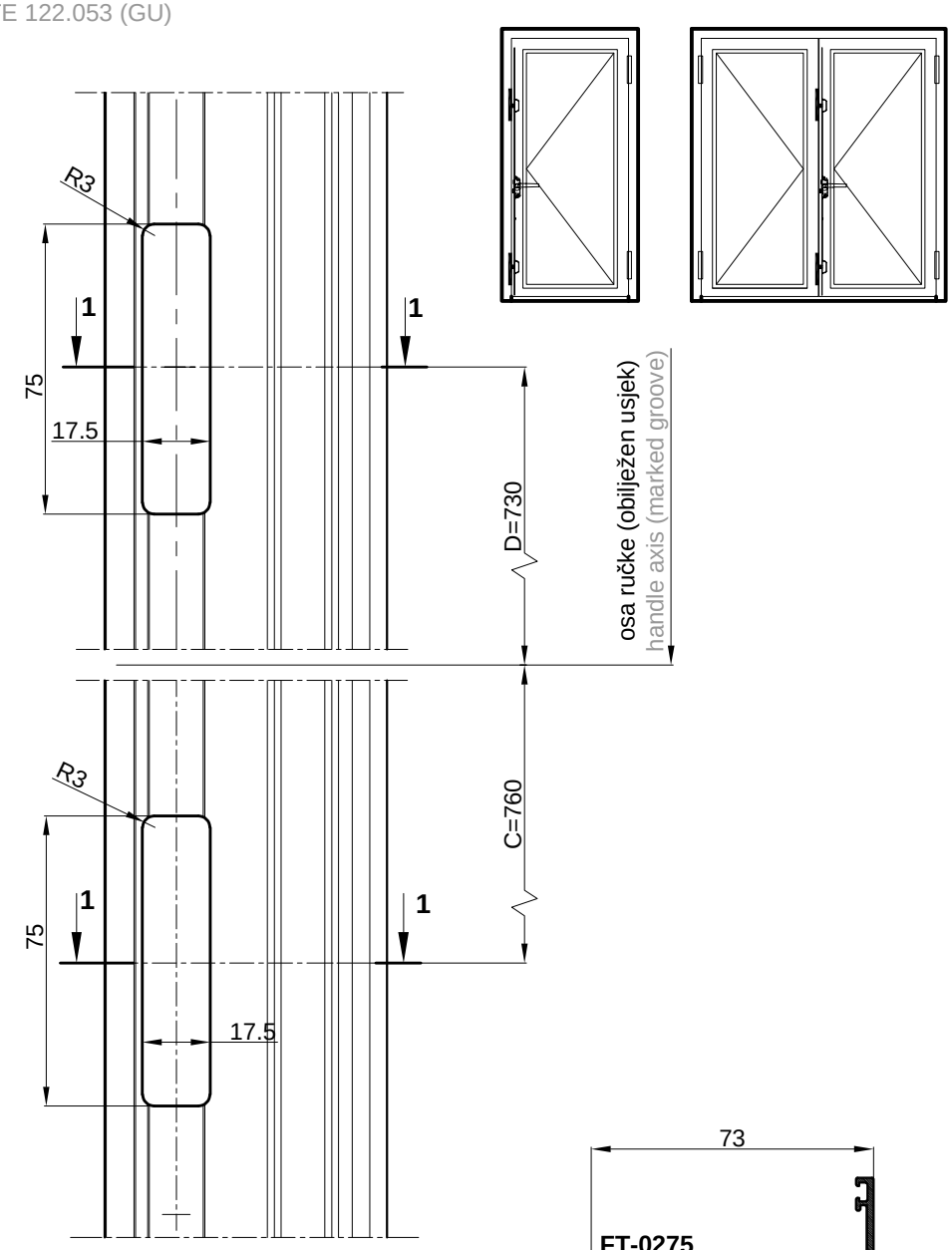
Napomena: Obrada profila je ista i za kutiju automatskog zasuna na bravi 122.071 - GU Secury (SECA).
Remark: Profile processing is the same for the lock 122.071 - GU Secury (SECA)

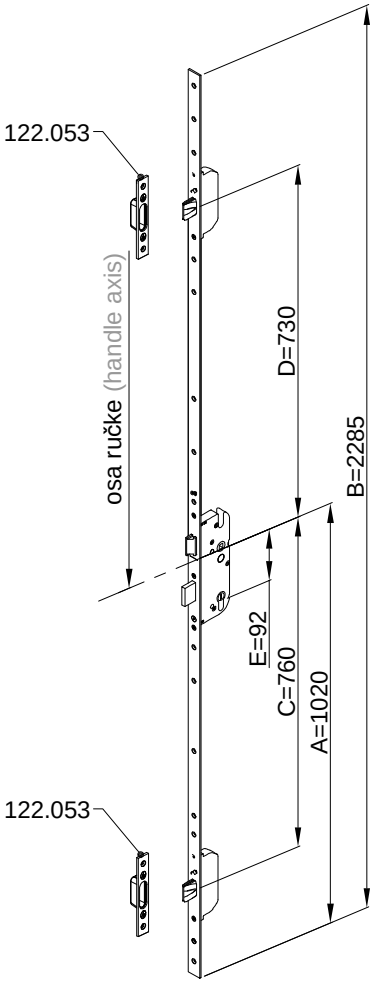
OBRADA PROFILA KRILA VRATA (otvaranje vani) ZA KUTIJU MASIVNOG ZASUNA - 122.052 (GU Secury- MR2)
PROCESSING OF DOOR LEAF PROFILE (outward opening) FOR MASSIVE BOLT CASE - 122.052 (GU Secury- MR2)



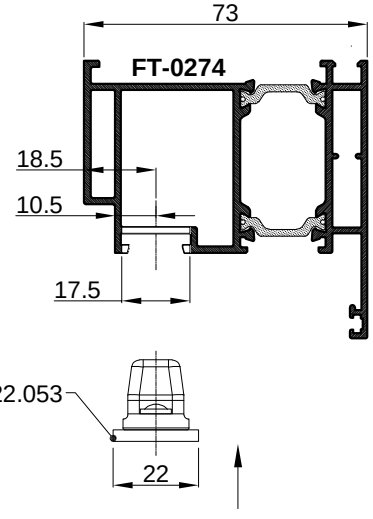
Napomena: Obrada profila je ista i za kutiju automatskog zasuna na bravi 122.071 - GU Secury (SECA).
Remark: Profile processing is the same for the lock 122.071 - GU Secury (SECA)

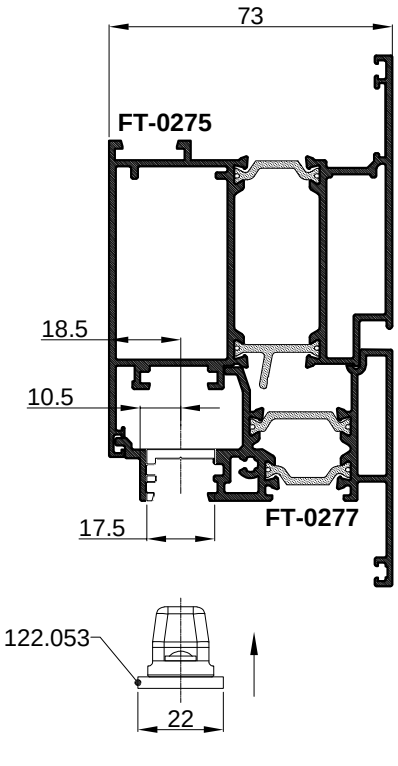
OBRADA PROFILA RAMA VRATA I PROFILA KOMBATUTE (otvaranje unutra i vani) ZA PRIHVATNU PLOČICU 122.053 (GU)
PROCESSING OF DOOR FRAME PROFILE AND FLYING MULLION PROFILE (inward and outward opening) FOR STRIKING PLATE 122.053 (GU)

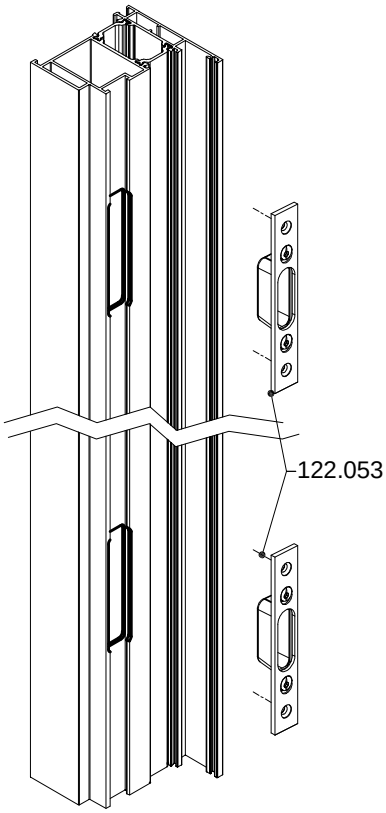




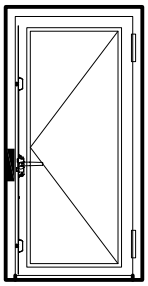
PRESJEK 1-1
CROSS SECTION 1-1

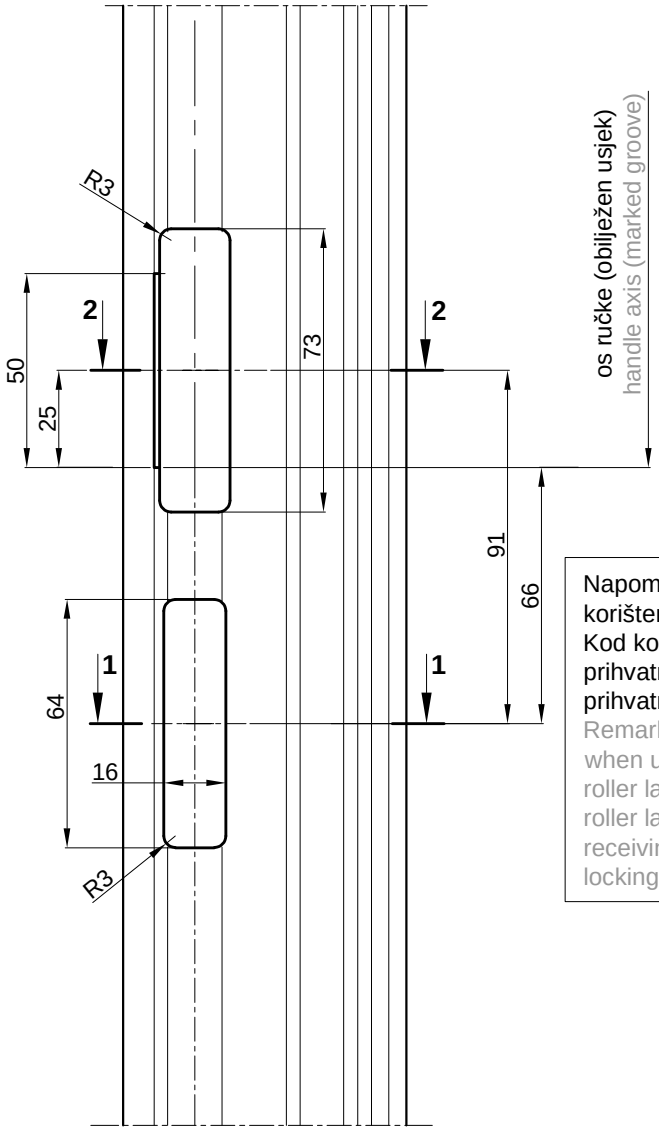






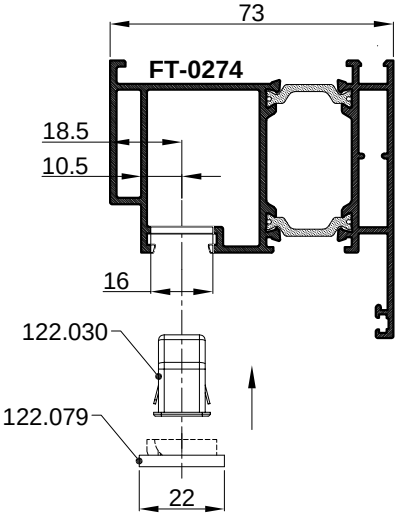
OBRADA PROFILA RAMA VRATA (otvaranje unutra i vani) ZA PRIHVATNI LIM 122.079 (GU)
PROCESSING OF DOOR FRAME PROFILE (inward and outward opening) FOR STRIKING PLATE 122.079 (GU)



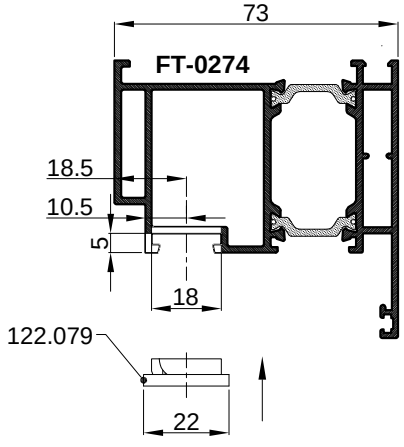


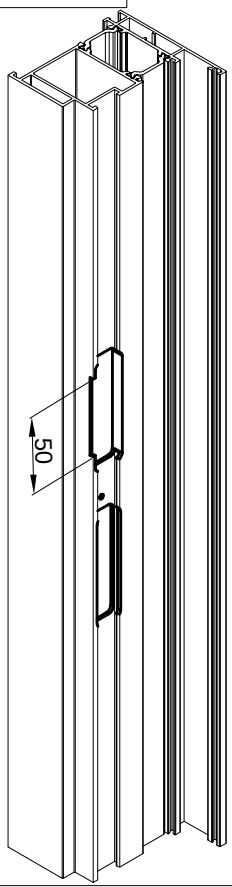
Napomene: Obrada profila je ista i kod korištenja kratkih brava (**122.073** i **122.075**) Kod korištenja brave s valjkom na prihvatni lim 122.079 je potrebno ugraditi prihvatni dio za valjak 122.042.
Remarks: Profile processing is the same when using narrow stile lock (**122.073**) and roller latch lock (**122.075**). When using the roller latch lock, it is necessary to install the receiving part 122.042 for the roller on the locking plate 122.079.

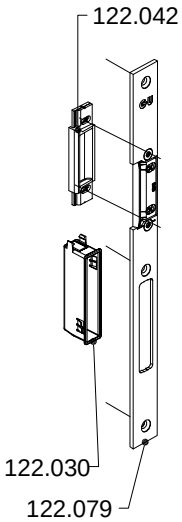
PRESJEK 1-1
CROSS SECTION 1-1



PRESJEK 2-2
CROSS SECTION 2-2

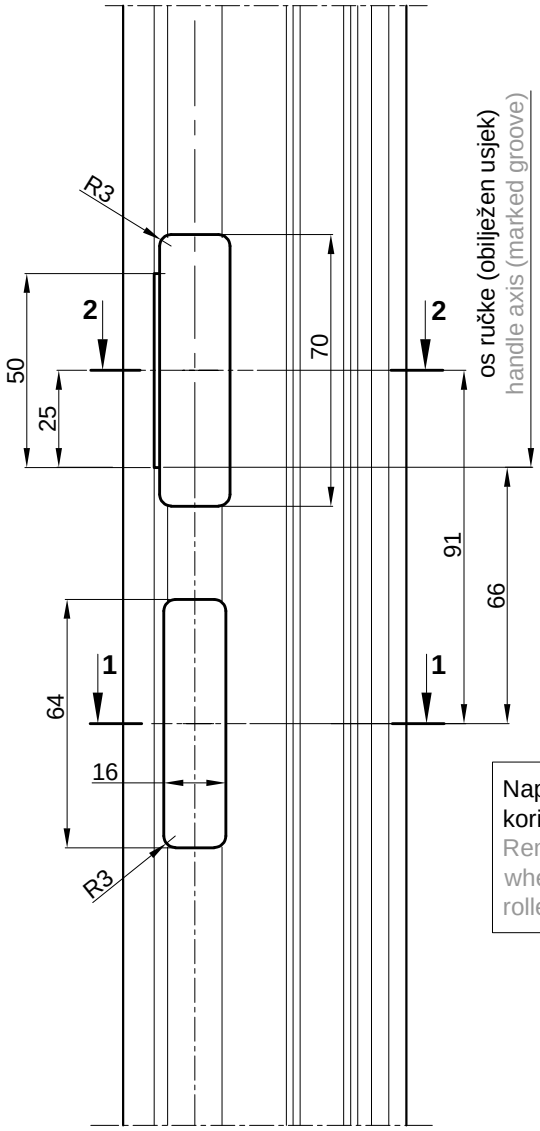


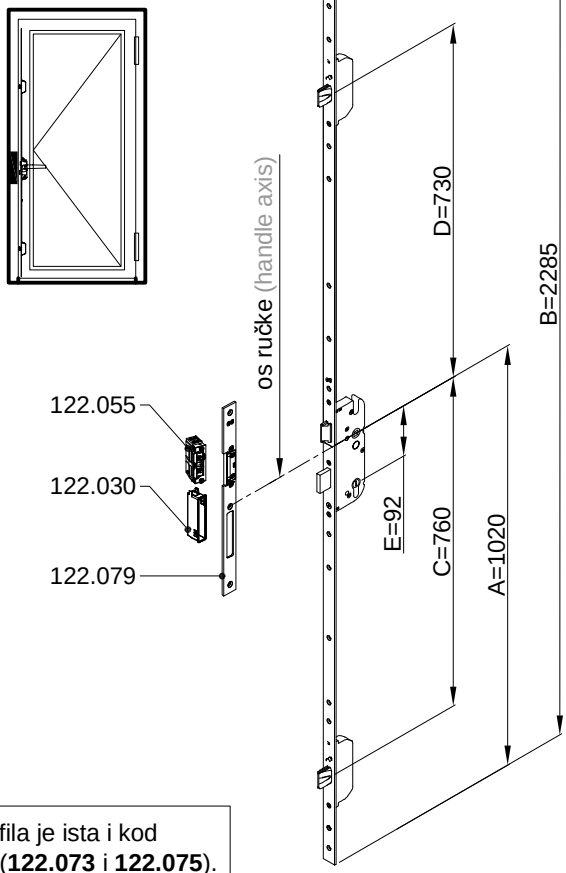




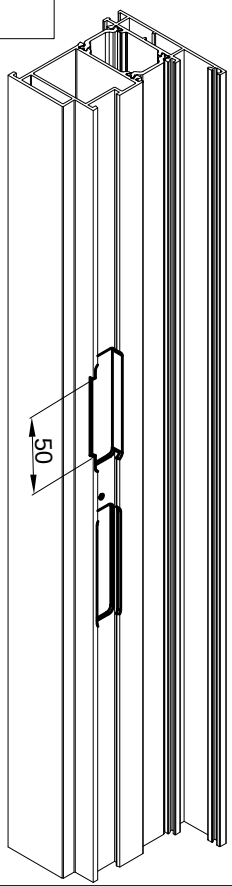
OBRADA PROFILA RAMA VRATA (otvaranje unutra i vani) ZA PRIHVATNI LIM 122.079 (GU) I ELEKTRO OTVARAČ 122.055 (GU)

PROCESSING OF DOOR FRAME PROFILE (inward and outward opening) FOR STRIKING PLATE 122.079 (GU)

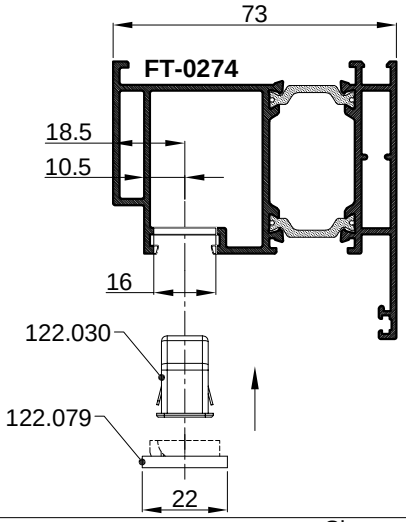




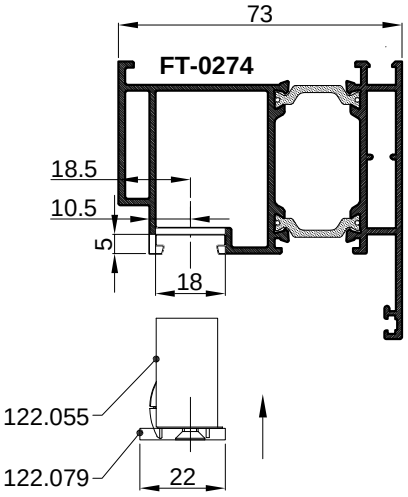
Napomene: Obrada profila je ista i kod korištenja kratkih brava (**122.073** i **122.075**).
Remark: Profile processing is the same when using narrow stile lock (**122.073**) and roller latch lock (**122.075**).

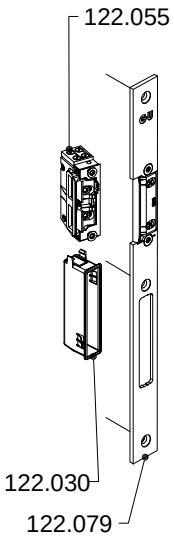


PRESJEK 1-1
CROSS SECTION 1-1




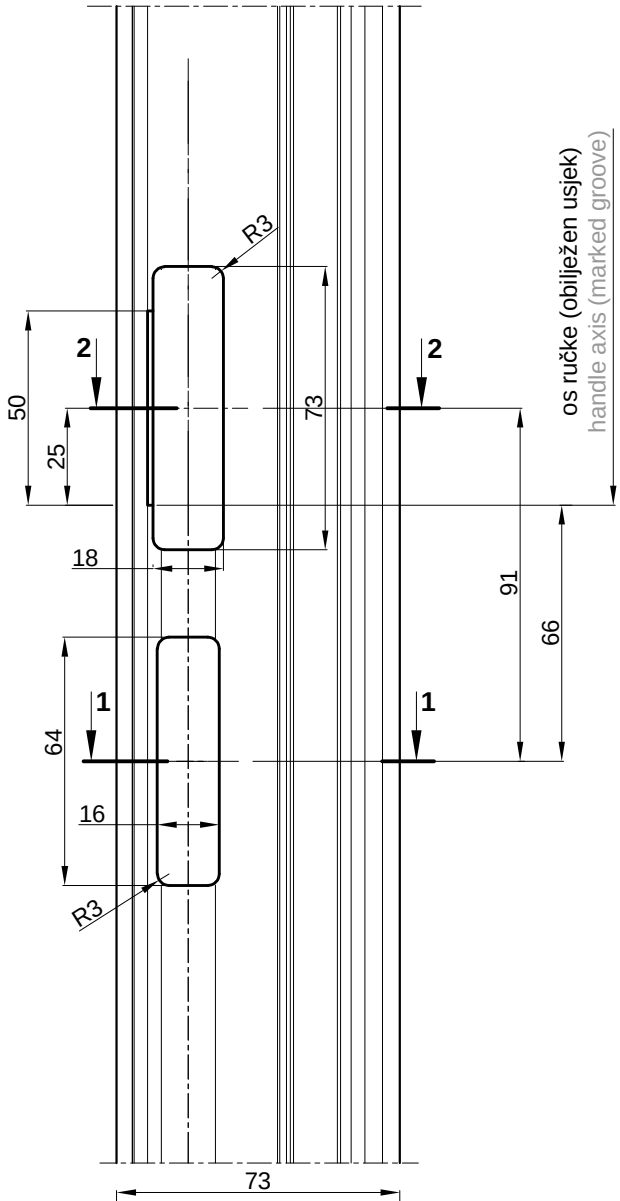
PRESJEK 2-2
CROSS SECTION 2-2

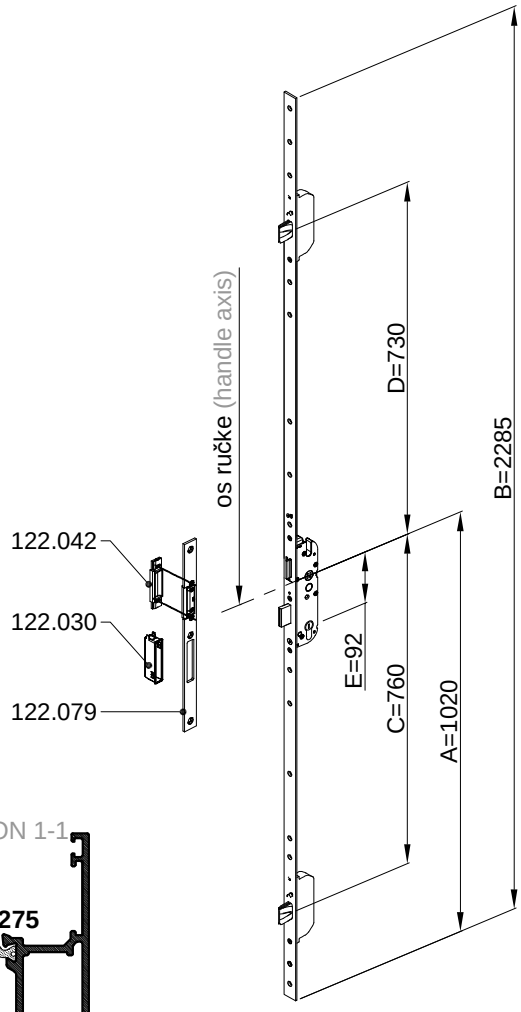




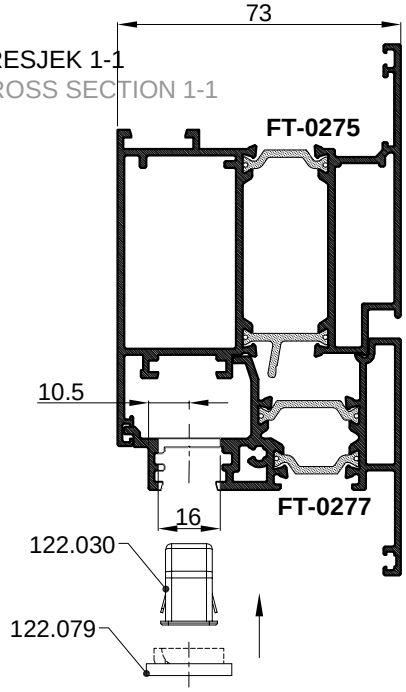
OBRADA PROFILA KOMBATUTE VRATA (otvaranje unutra i vani) ZA PRIHVATNI LIM 122.079 (GU)
PROCESSING OF DOOR FLYING MULLION PROFILE (inward and outward opening) FOR STRIKING PLATE 122.079 (GU)



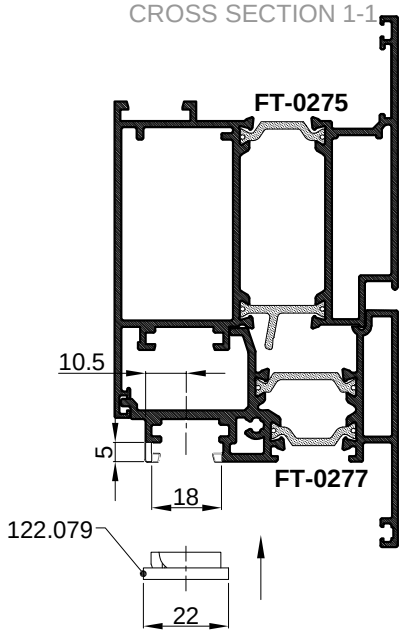




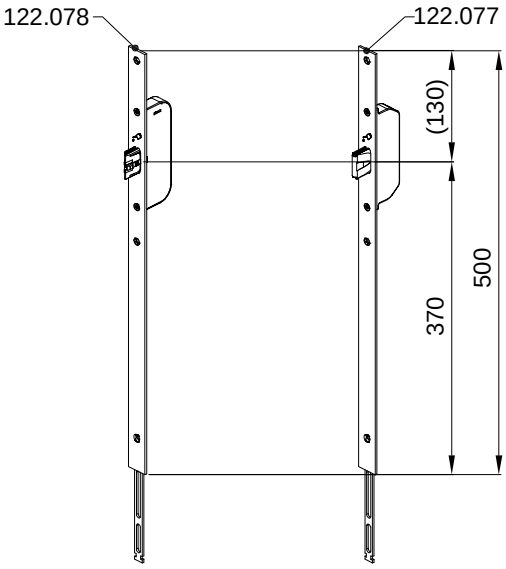
PRESJEK 1-1
CROSS SECTION 1-1



PRESJEK 2-2
CROSS SECTION 1-1



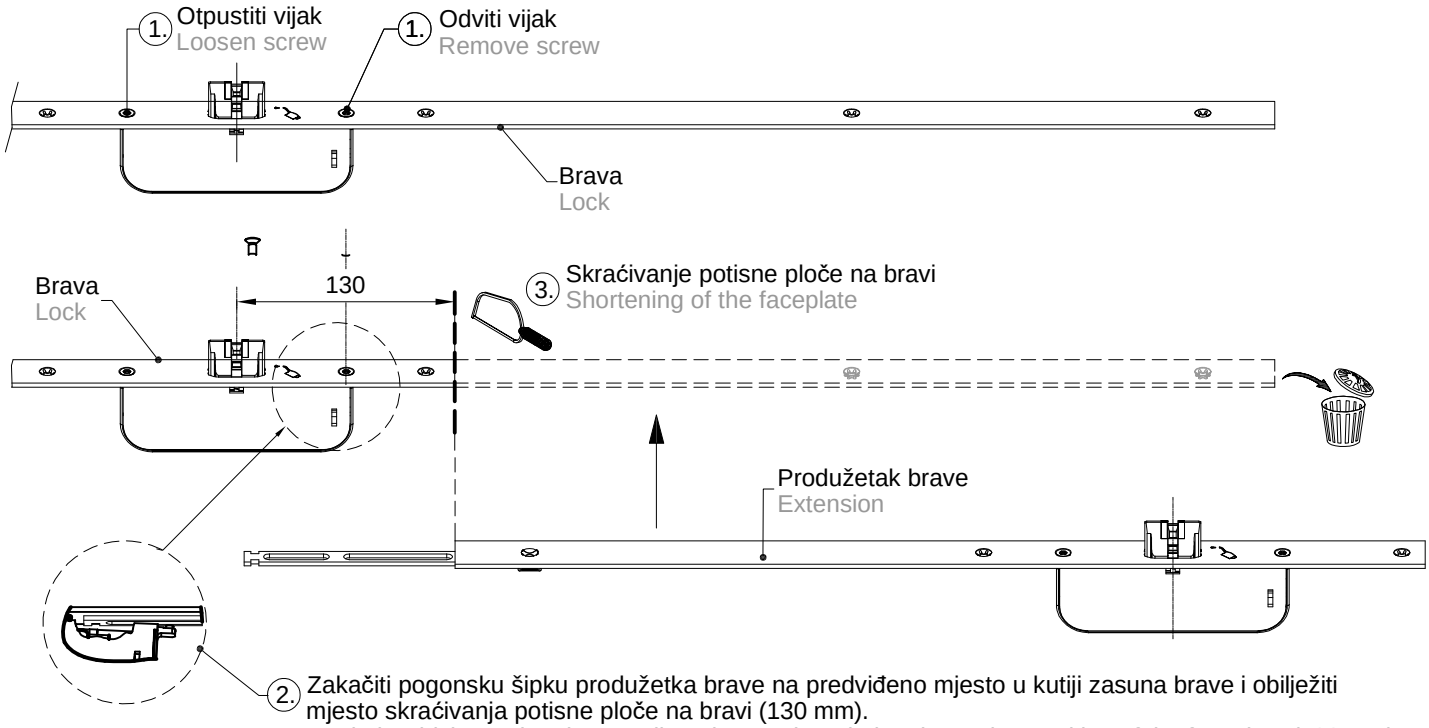
POSTUPAK UGRADNJE PRODUŽETKA NA BRAVE 122.052 (GU Secury -MR2) I 122.071 (GU Secury Automatic-SECA)
INSTALLATION PROCEDURE OF THE FACEPLATE EXTENSION WITH ADDITIONAL LOCK ON LOCKS 122.052 (GU Secury -MR2) AND 122.071 (Secury Automatic-SECA)



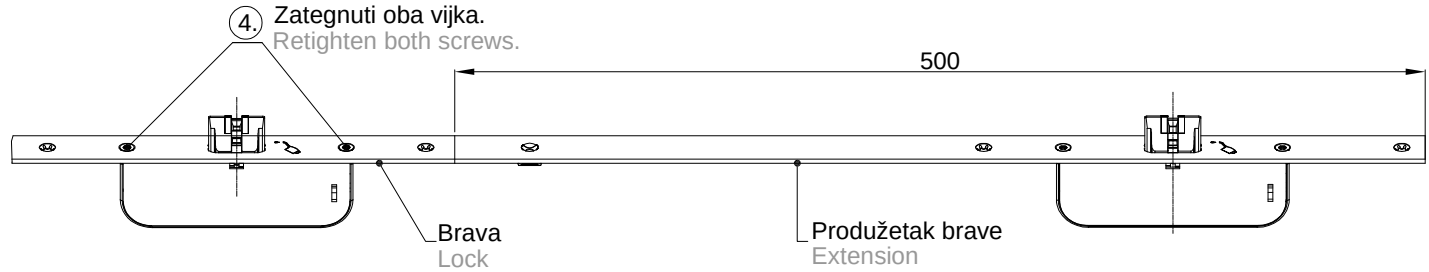
Produžetak brave Secury Automatic-SECA
Extension for the Secury Automatic lock -SECA

Produžetak brave MR2
Extension for the MR2 lock

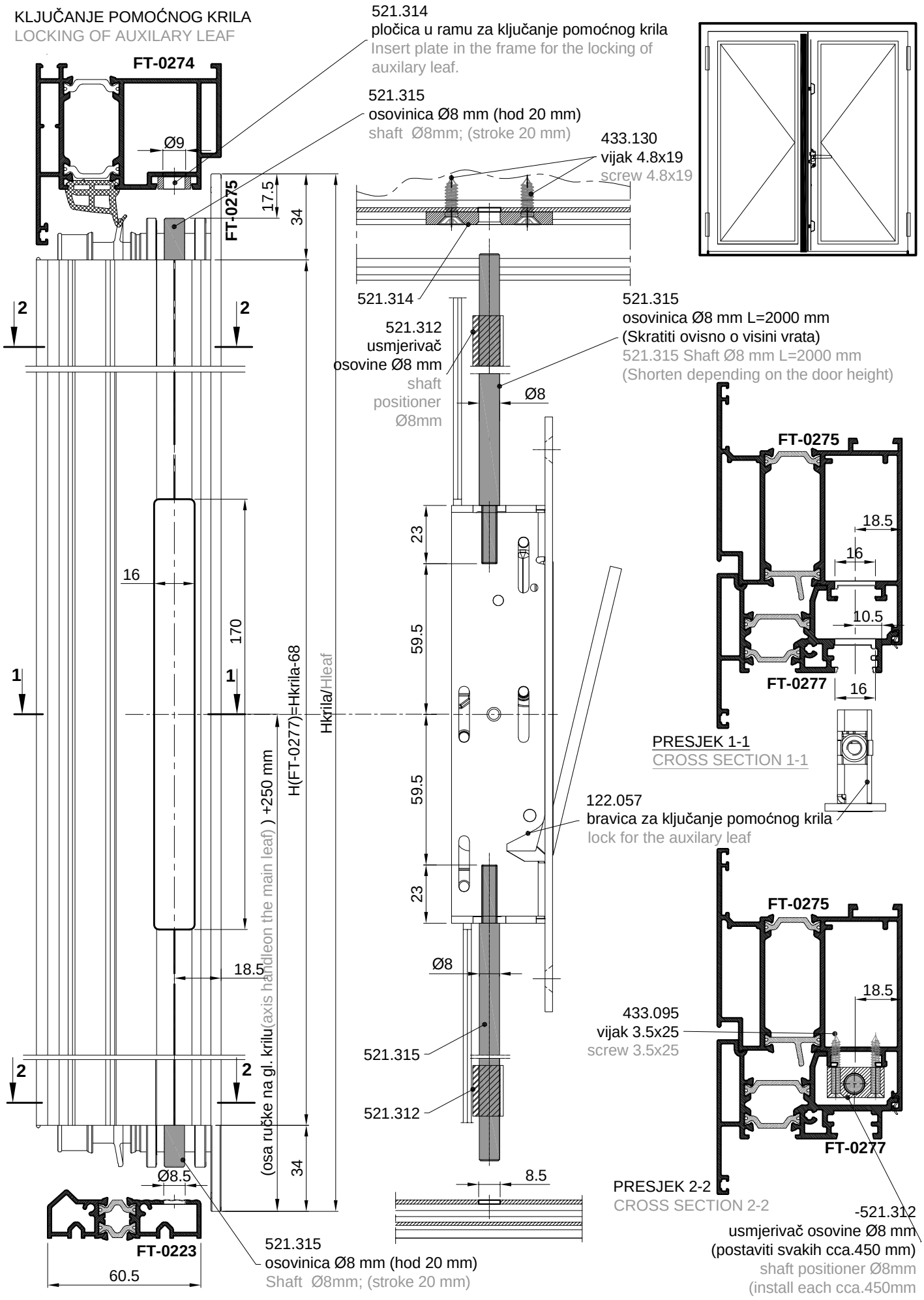
Postupak ugradnje je isti za oba produžetka.
The installation procedure is the same for both extensions.



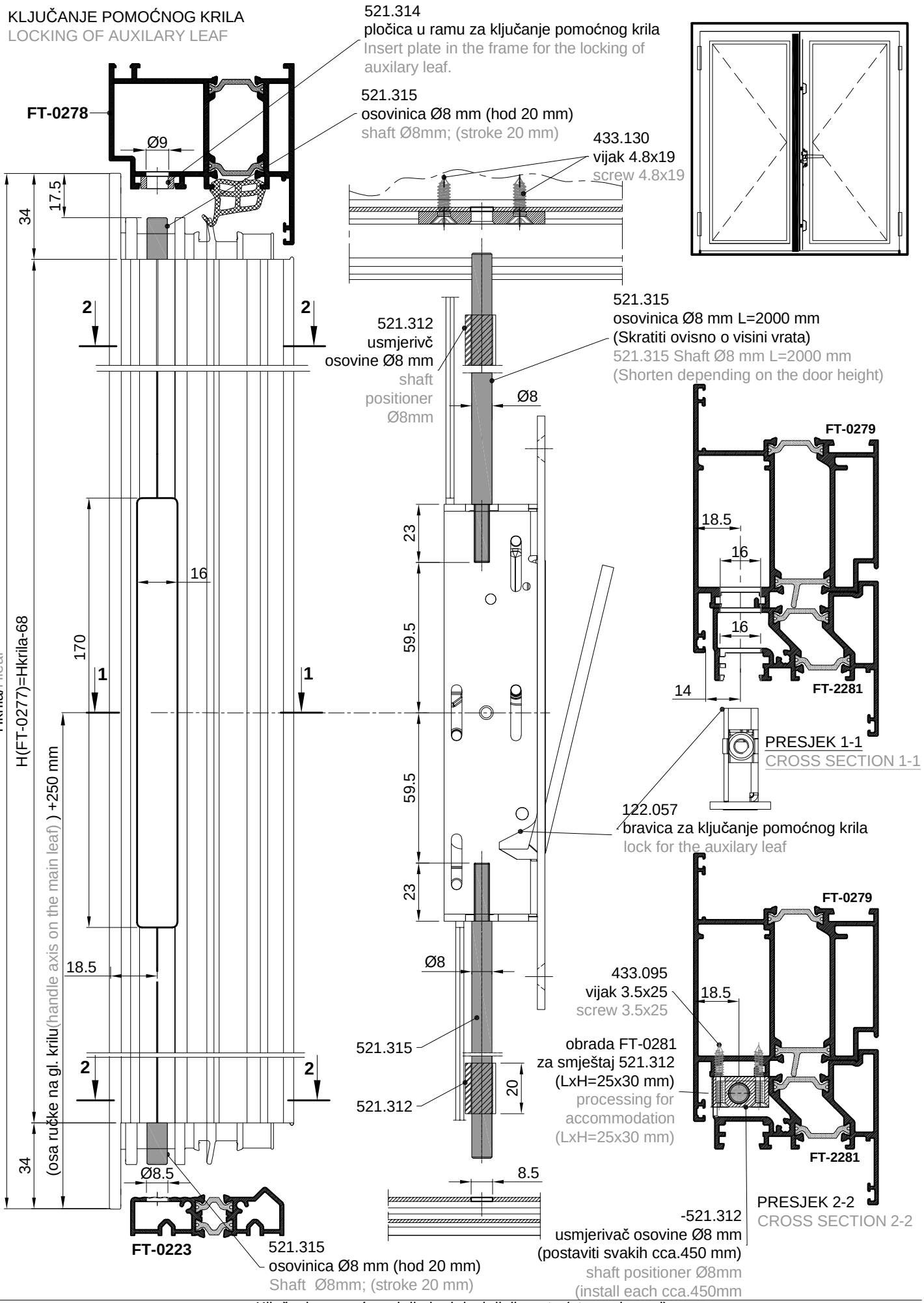
2. Zakačiti pogonsku šipku produžetka brave na predviđeno mjesto u kutiji zasuna brave i obilježiti mjesto skraćivanja potisne ploče na bravi (130 mm).
Hook the driving rod to the coupling plate and mark the shortening position of the faceplate (130 mm).



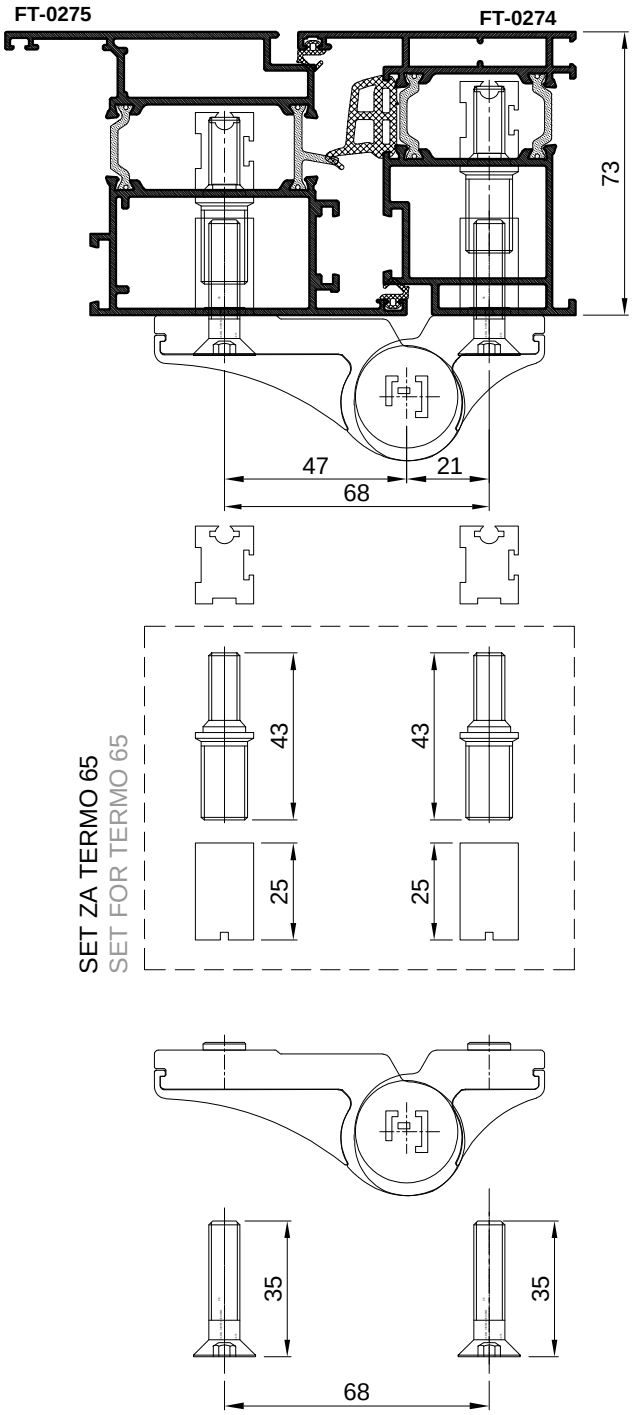
KLJUČANJE POMOĆNOG KRILA
LOCKING OF AUXILARY LEAF



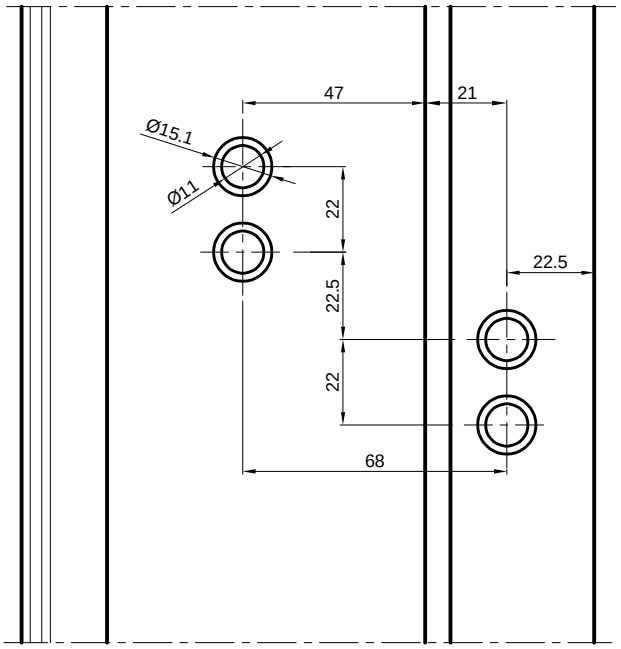
KLJUČANJE POMOĆNOG KRILA
LOCKING OF AUXILARY LEAF

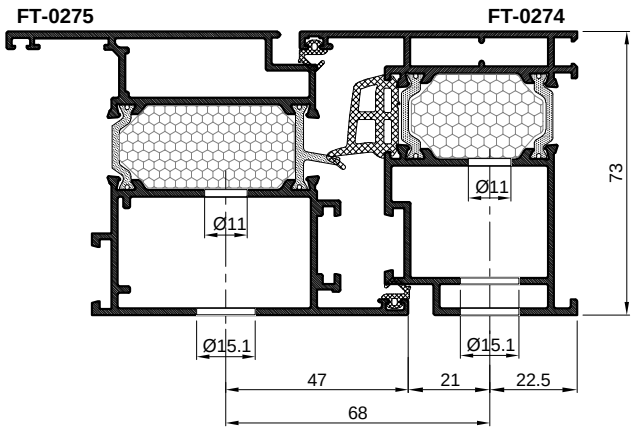


SET USADNIH BAGLAMA - OSNO 68 mm
UGRAĐUJE SE U KRILO VRATA FT-0275 (OTVARANJE UNUTRA)
SET OF SCREW-IN HINGES - AXIAL DISTANCE 68 mm
INSTALLATION IN THE DOOR LEAF FT-0275 (INWARD OPENING)

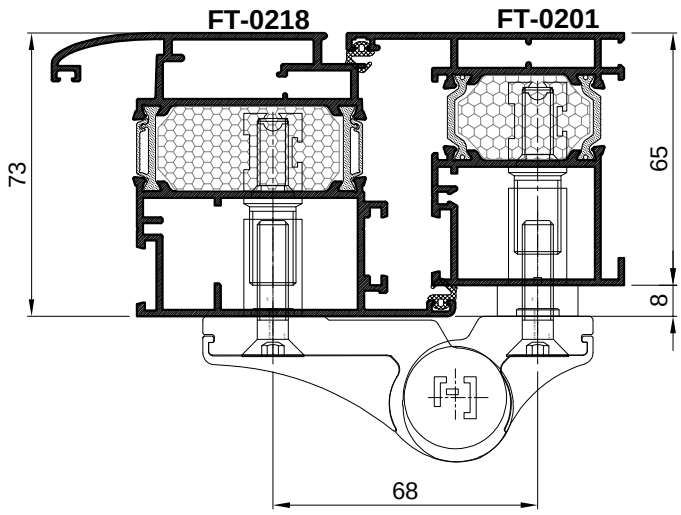


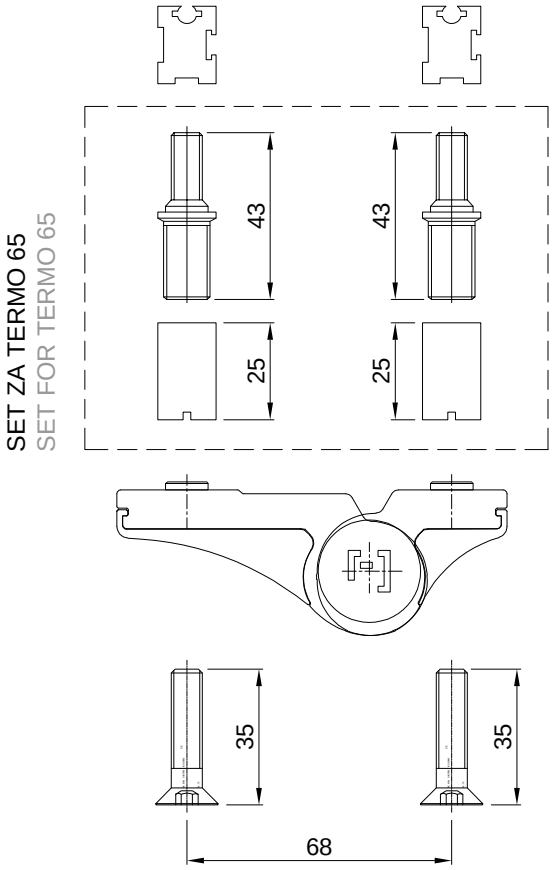
OBRADA
PROCESSING



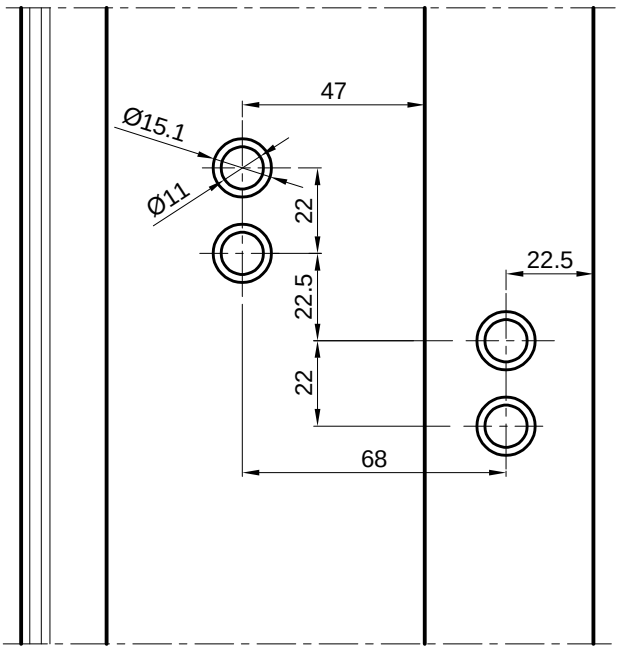


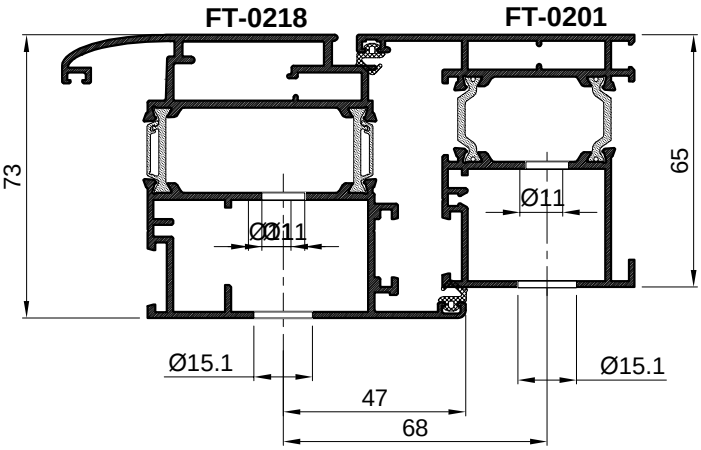
SET USADNIH BAGLAMA - OSNO 68 mm
UGRAĐUJE SE U KRILA VRATA FT-0218 (OTVARANJE UNUTRA)
SET OF SCREW-IN HINGES - AXIAL DISTANCE 68 mm
INSTALLATION IN THE DOOR LEAFFT-0218 (INWARD OPENING)



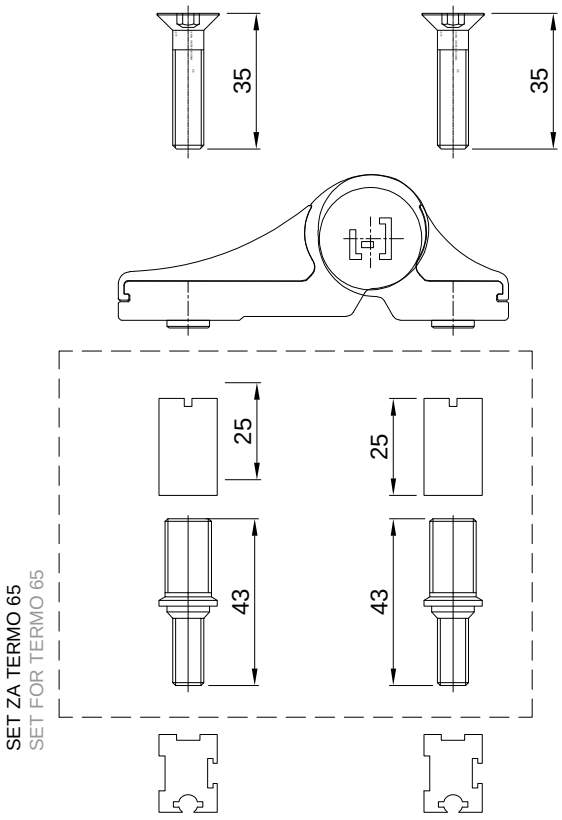


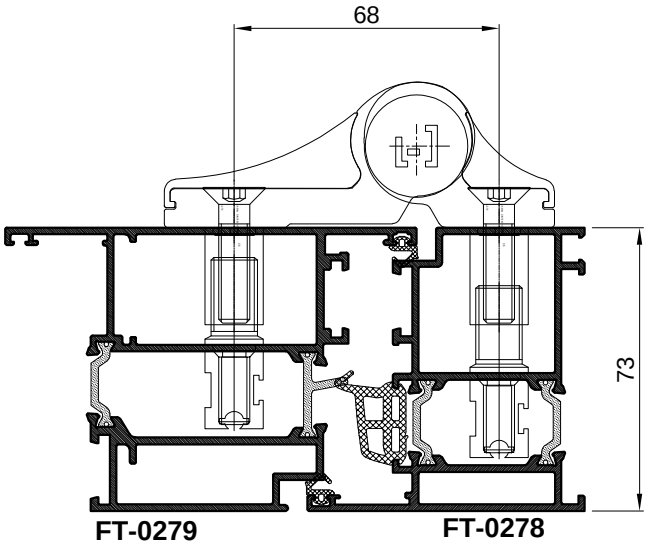
OBRADA
PROCESSING



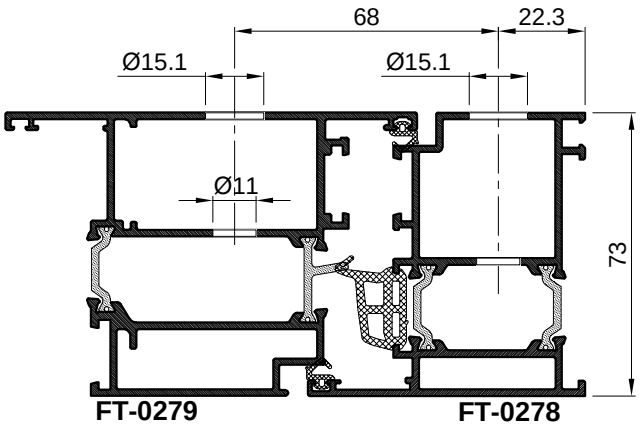


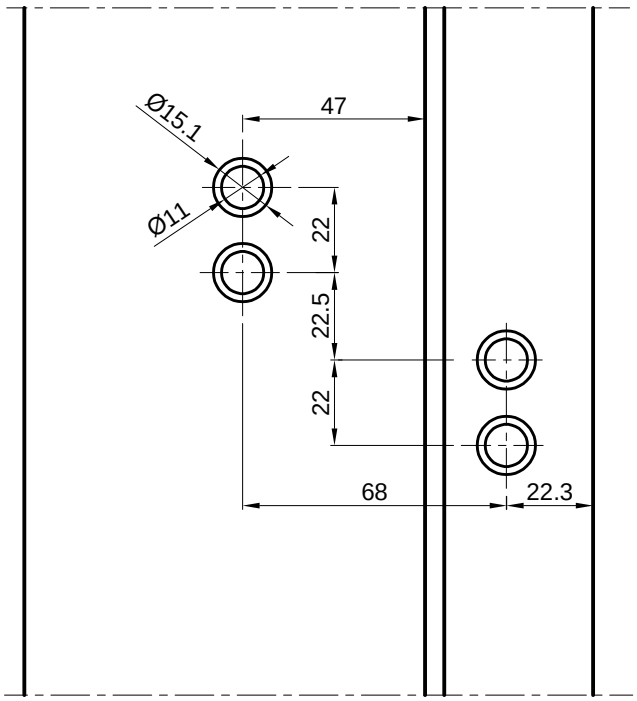
SET USADNIH BAGLAMA - OSNO 68 mm
UGRAĐUJE SE U KRILA VRATA FT-0279 (OTVARANJE VANI)
SET OF SCREW-IN HINGES - AXIAL DISTANCE 68 mm
INSTALLATION IN THE DOOR LEAF FT-0279 (OUTWARD OPENING)



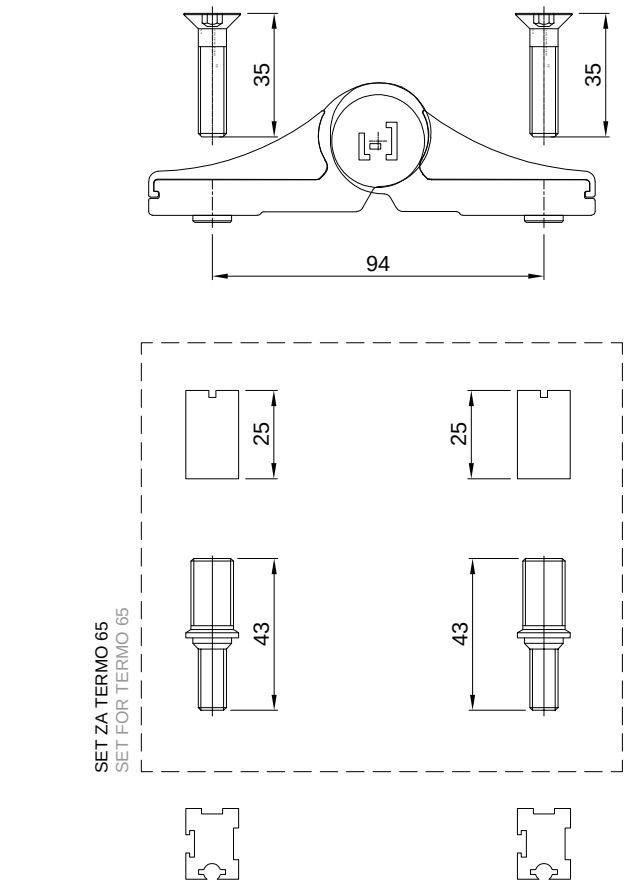


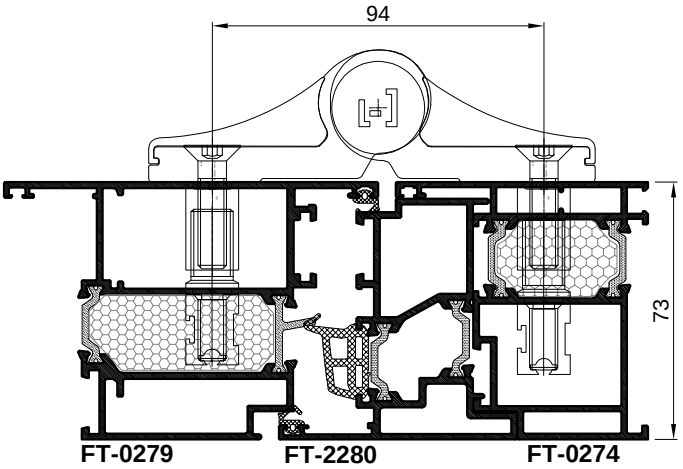
OBRADA
PROCESSING

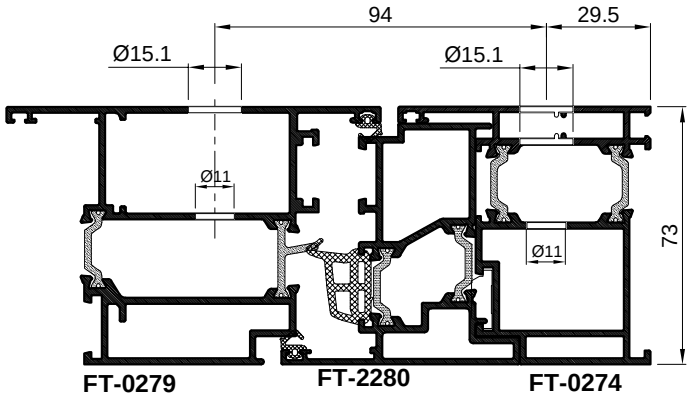


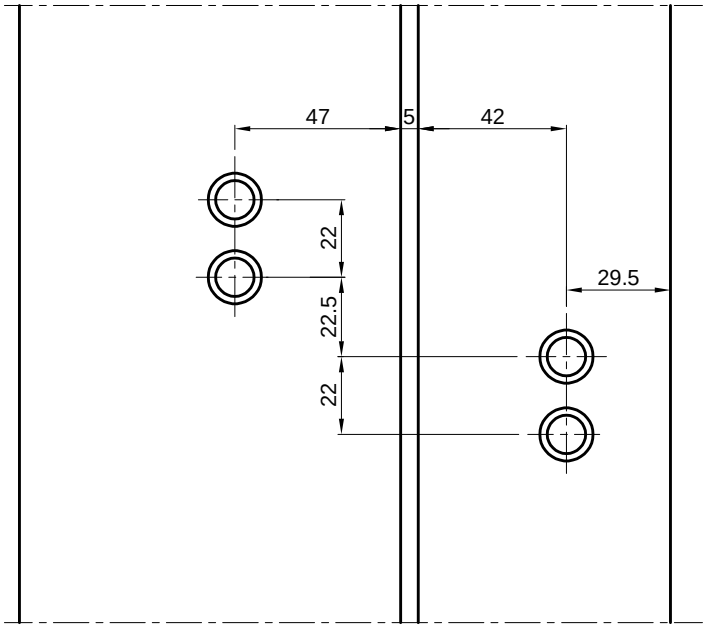


SET USADNIH BAGLAMA - OSNO 94 mm
UGRAĐUJE SE U KRILA VRATA, U AL.STIJENI (OTVARANJE VANI)
SET OF SCREW-IN HINGES - AXIAL DISTANCE 94 mm
INSTALLATION IN THE DOOR LEAF (OUTWARD OPENING)

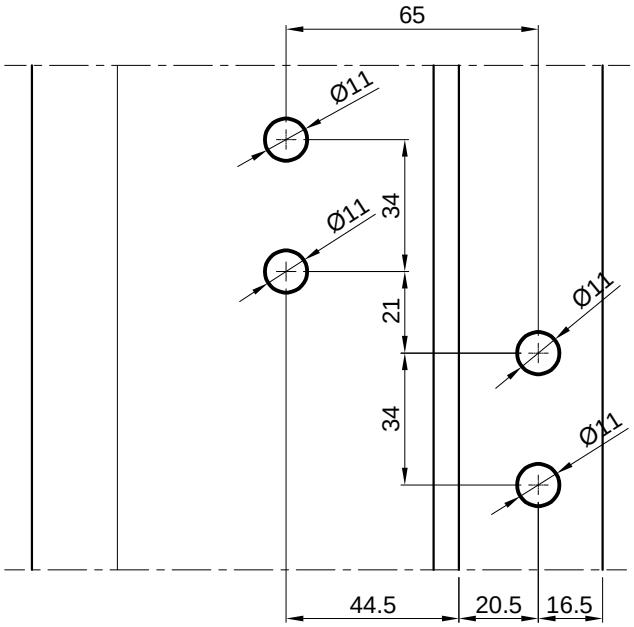




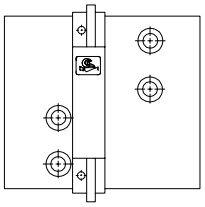




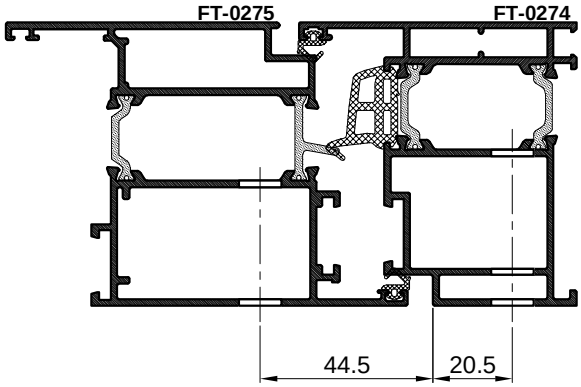
OBRADA ZA DVODIJELNU ŠARKU TÜRBAND 4 AT 112.015.xx
PROCESSING FOR TWO-PIECE HINGE TÜRBAND 4 AT 112.015.xx

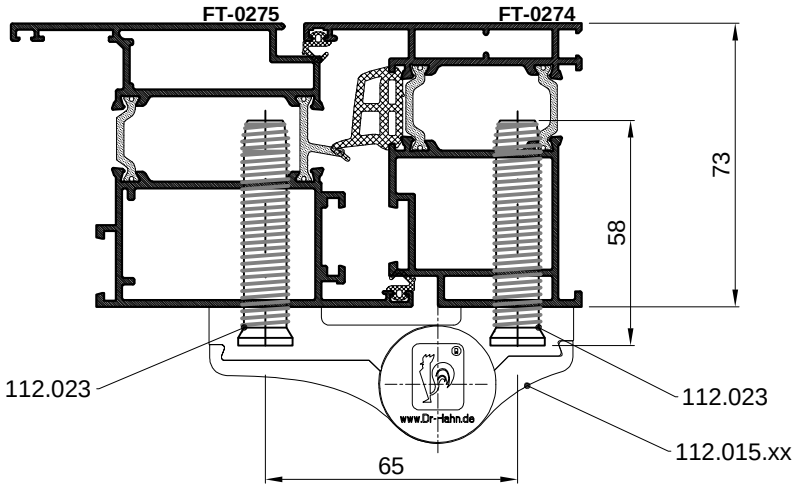


Napomena:
Obrada se vrši isključivo na obradnom centru ili pomoću namijenjenog šablona za obradu (112.016).
Remark:
Processing is carried out exclusively on the machining center or using the intended drilling jig for processing (112.016).

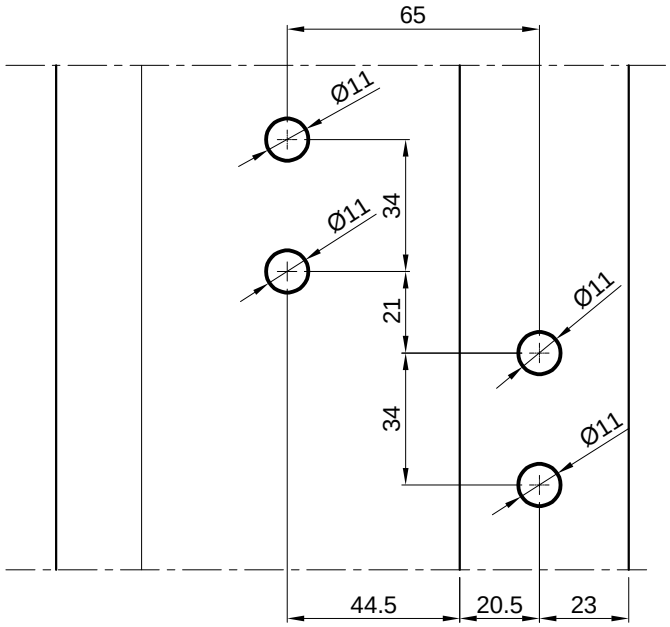


112.016

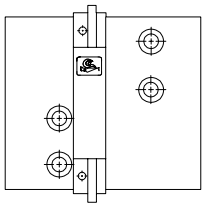




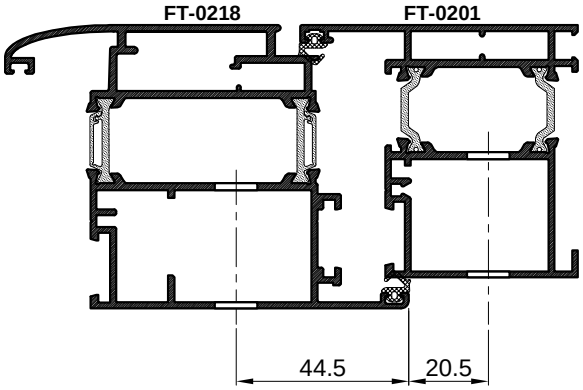
OBRADA ZA DVODIJELNU ŠARKU TÜRBAND 4 AT 112.021.xx
PROCESSING FOR TWO-PIECE HINGE TÜRBAND 4 AT 112.021.xx

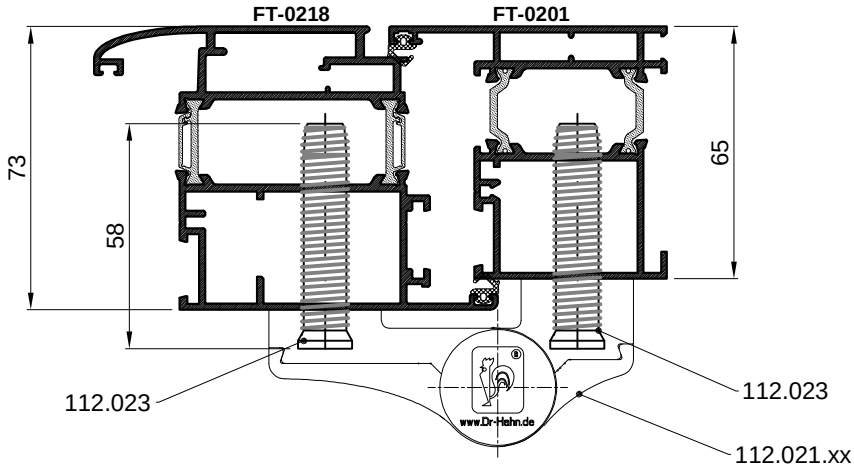


Napomena:
Obrada se vrši isključivo na obradnom centru ili pomoću namijenjenog šablona za obradu (112.022).
Remark:
Processing is carried out exclusively on the machining center or using the intended drilling jig for processing (112.022).

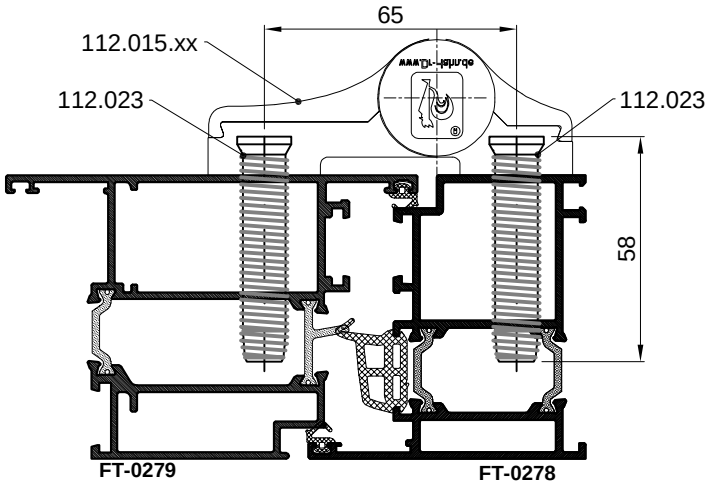


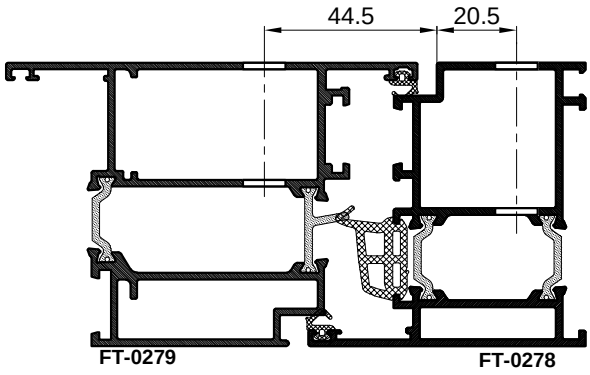
112.022

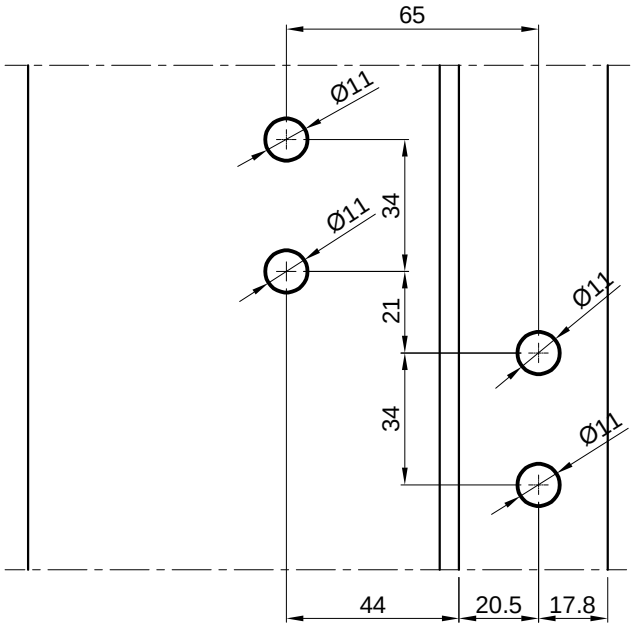




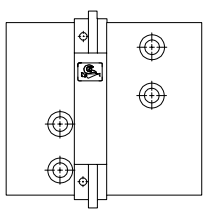
OBRADA ZA DVODIJELNU ŠARKU TÜRBAND 4 AT 112.015.xx
PROCESSING FOR TWO-PIECE HINGE TÜRBAND 4 AT 112.015.xx





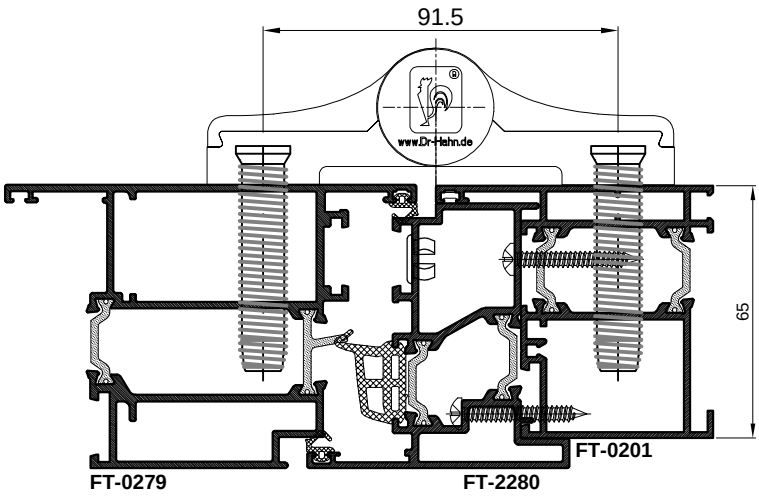


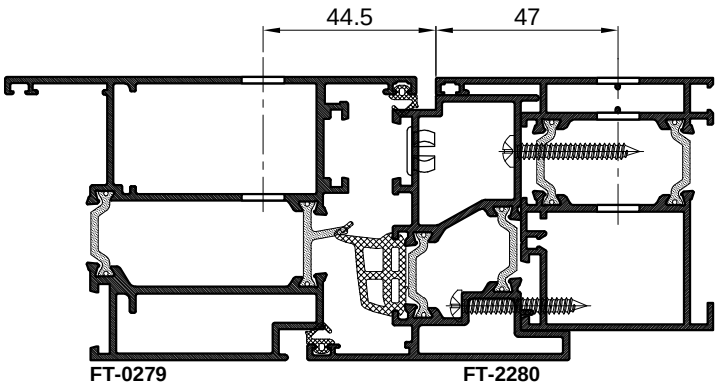
Napomena:
Obrada se vrši isključivo na obradnom centru ili pomoću namijenjenog šablona za obradu (112.016).
Remark:
Processing is carried out exclusively on the machining center or using the intended drilling jig for processing (112.016).

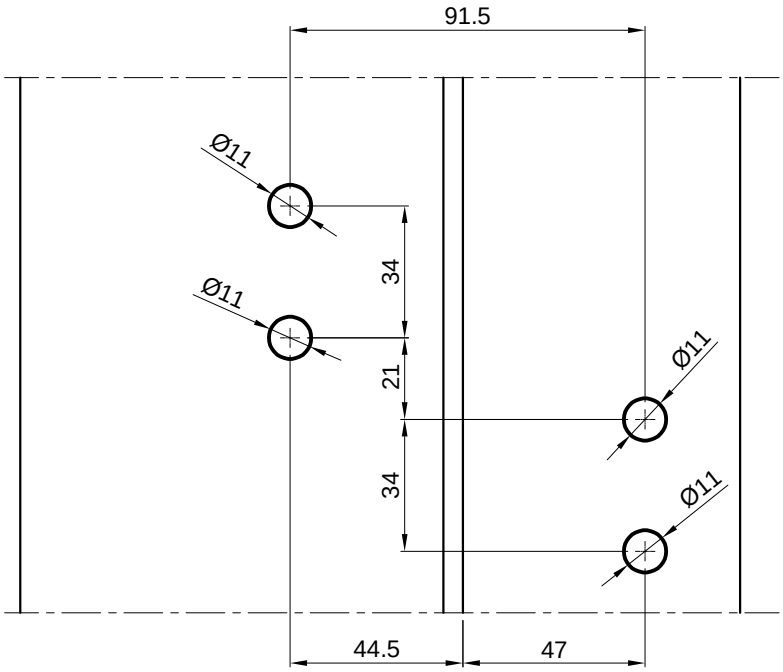


112.016

OBRADA ZA DVODIJELNU ŠARKU TÜRBAND 4 AT 112.019.xx
PROCESSING FOR TWO-PIECE HINGE TÜRBAND 4 AT 112.019.xx

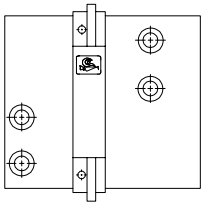






Napomena:
Obrada se vrši isključivo na obradnom centru ili pomoću namijenjenog šablona za obradu (112.020).

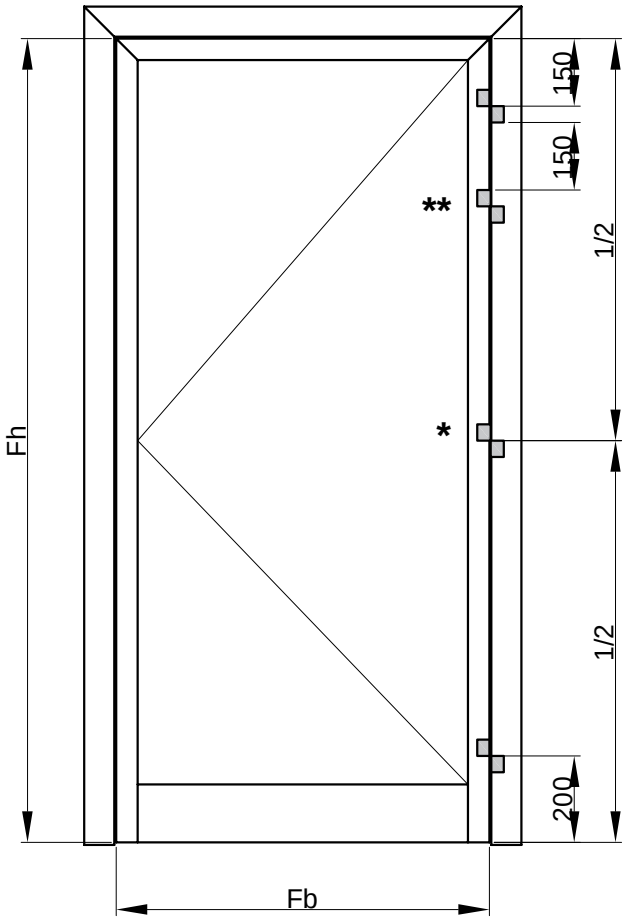
Remark:
Processing is carried out exclusively on the machining center or using the intended drilling jig for processing (112.020).



112.020

PREPORUKE ZA UGRADNJU DR. HAHN TÜRBAND 4 AT ŠARKI
RECOMMENDATIONS FOR MONTAGE OF THE DR. HAHN TÜRBAND 4 AT HINGES

Türband 4 AT dvodijelna šarka
Türband 4 AT two-piece hinge



Napomena:
Ne podmazivati, čahure su napravljene od PVC-a koji ne zahtijeva održavanje!
Remark:
Bearing bushes made of maintenance-free PVC - do not lubricate!

Fh = Visina krila
Leaf height

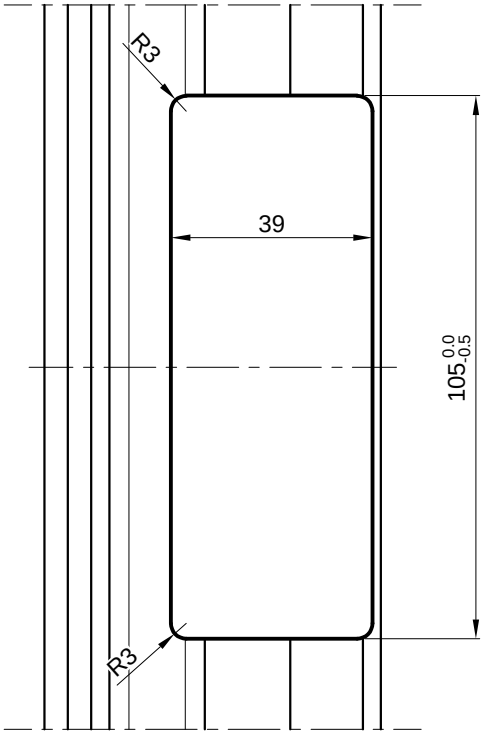
Fb = Širina krila
Leaf width

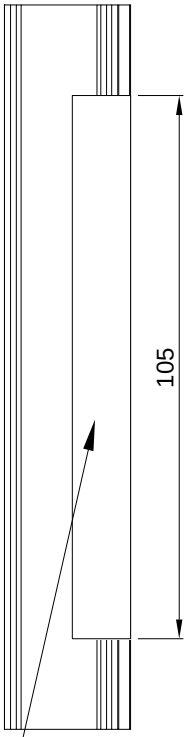
* Dodatna šarka za bolje brtvljenje preporučuje se za visine krila iznad 2200 mm.
** Na vratima s ugrađenim zatvaračem kao i na vratima za javnu upotrebu potrebno je koristiti najmanje tri šarke.

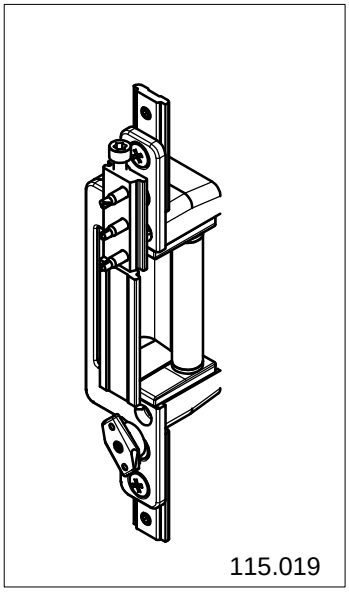
* Additional door hinge for better sealing pressure is recommended for leaf height over 2200 mm.
** Doors fitted with door closers as well as doors for public use should use at least three hinges.

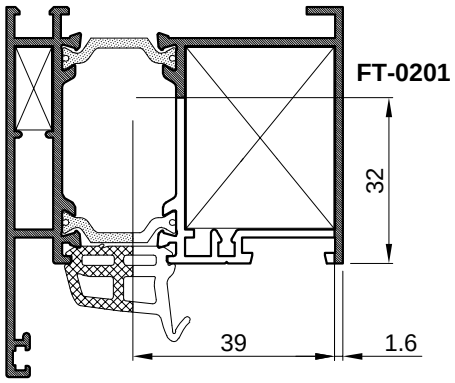
OBRADA PROFILA FT-0201 ZA SKRIVENU ŠARKU GIESSE 115.019 - OTVARANJE UNUTRA
PROCESSING OF THE PROFILE FT-0201 FOR THE CONCEALED HINGE GIESSE 115.019 - INWARD OPENING

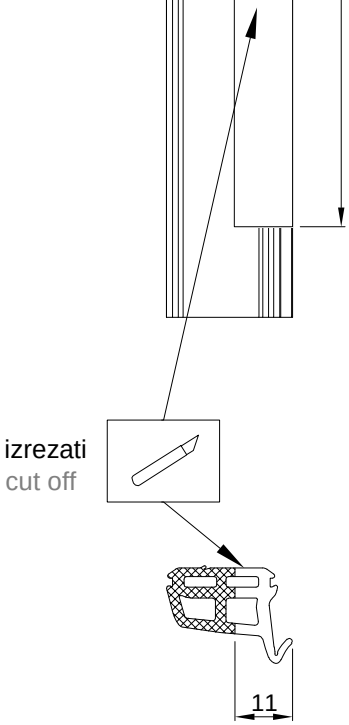
OBRADA JE ISTA I ZA PROFILE:
PROCESSING IS THE SAME FOR PROFILES:
FT-0225, FT-0224, FT-0229,
FT-0249, FT-0214, FT-0231,
FT-0232, FT-0297







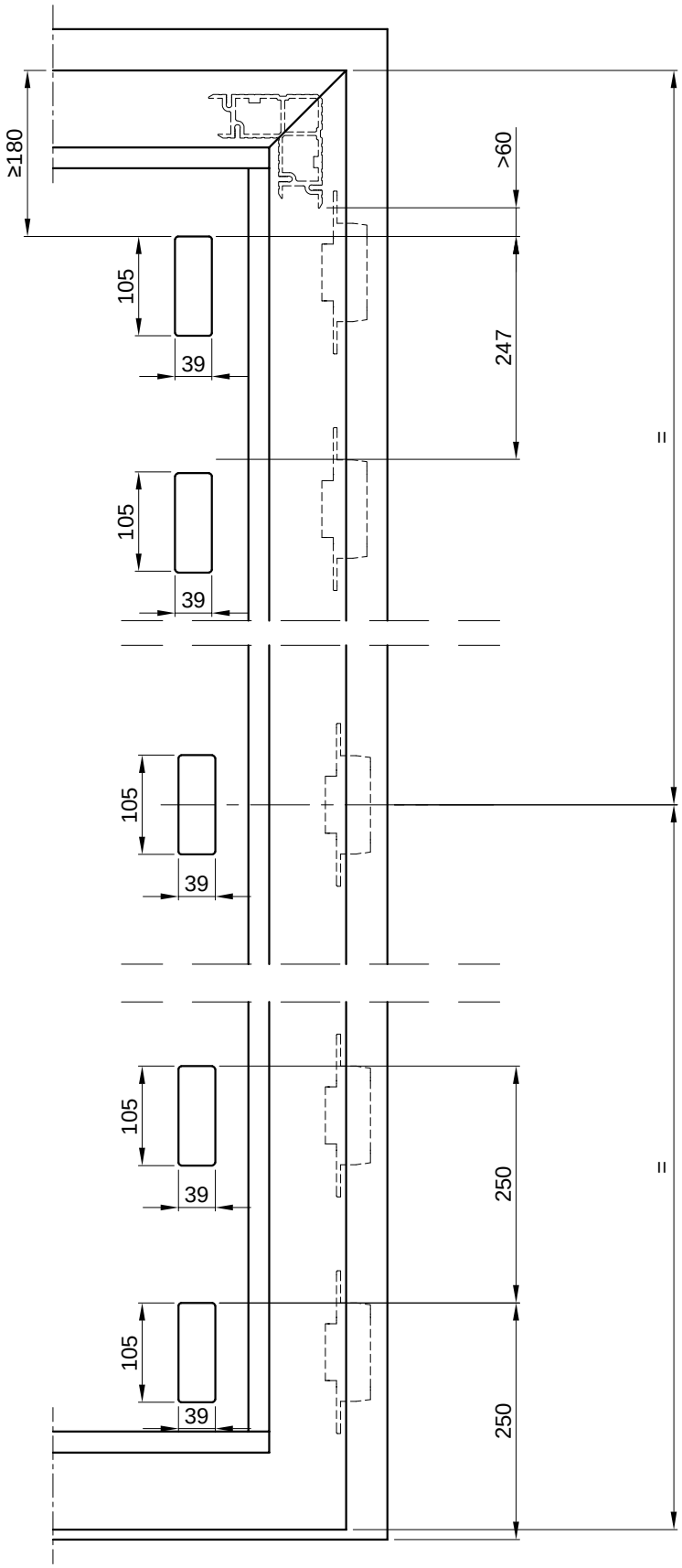




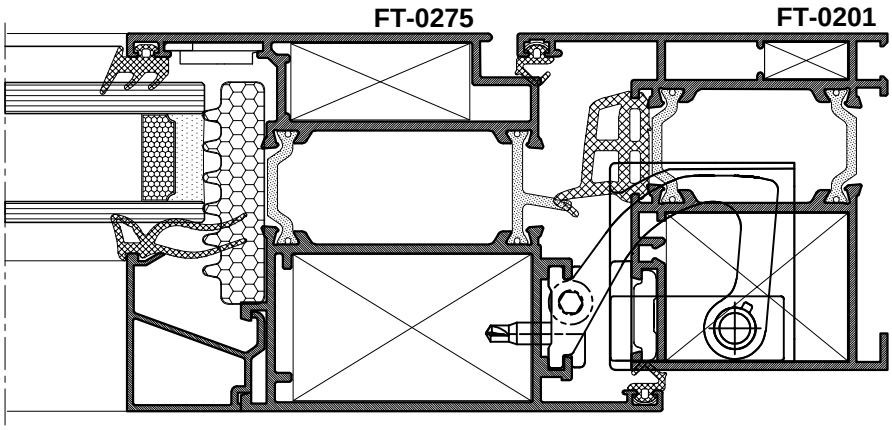
NAPOMENA:
Skrivena šarka 115.019 se može koristiti samo u slučaju kad krilo i ram nisu u istoj ravnini, odnosno kad su u preklopu.
REMARK:
Concealed hinges 115.019 can only be used when the leaf and frame are not in the same plane, i.e. when they overlap.

Detaljne upute
Detailed instructions

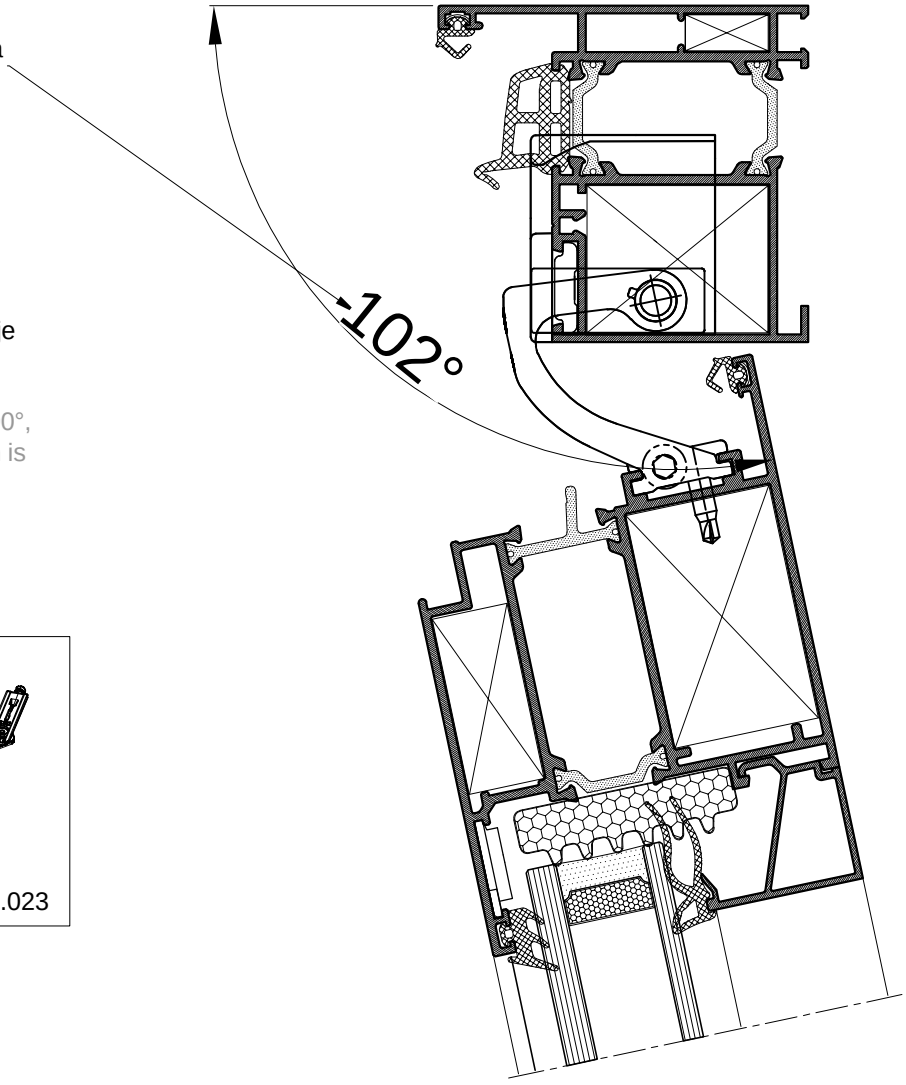
UPUTE ZA POZICIONIRANJE SKRIVENE ŠARKE GIESSE 115.019 - OTVARANJE UNUTRA
INSTRUCTIONS FOR POSITIONING OF THE CONCEALED HINGE GIESSE 115.019 - INWARD OPENING



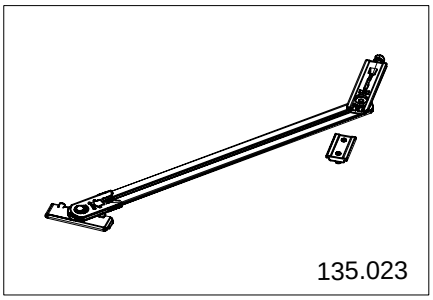
KUT OTVARANJA ZA GIESSE SKRIVENU ŠARKU 115.019
OPENING ANGLE FOR CONCEALED GIESSE HINGE 115.019



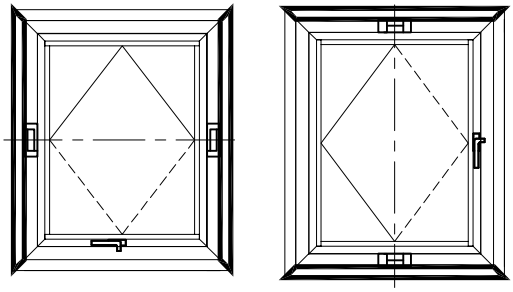
Maksimalni kut otvaranja
Max opening angle

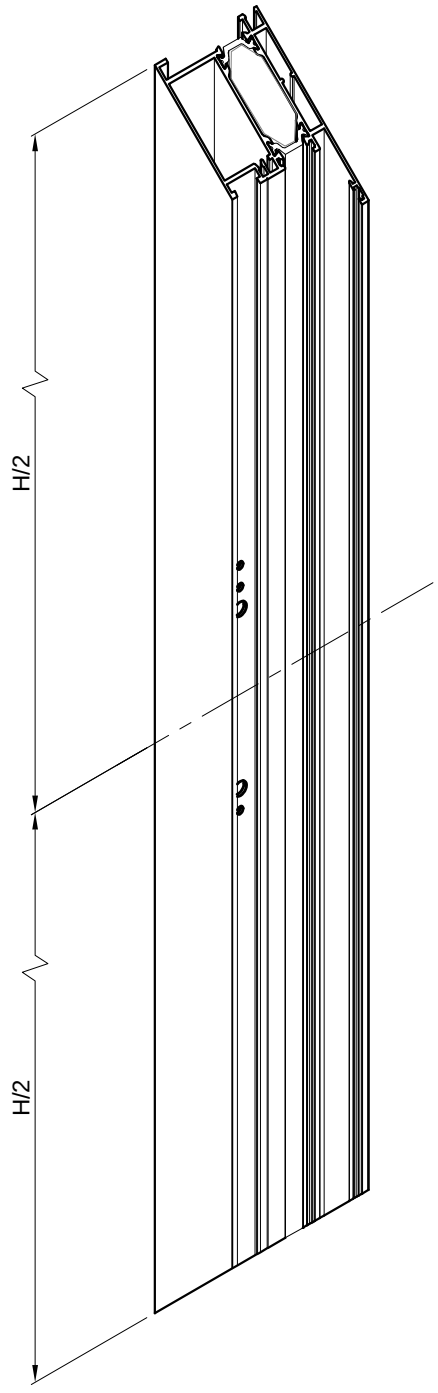


Za vrata koja se otvaraju pod kutem većim od 90 ° preporučuje se koristiti graničnik otvaranja art.135.023
If the leaf can be opened over 90°, the use of a opening limiter arm is recommended art.135.023

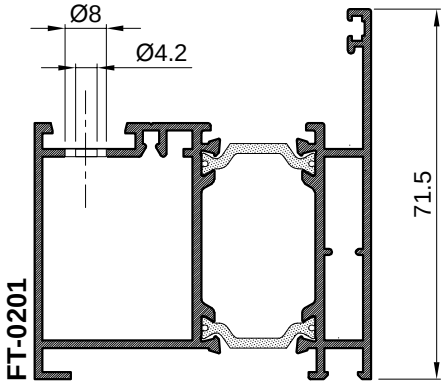


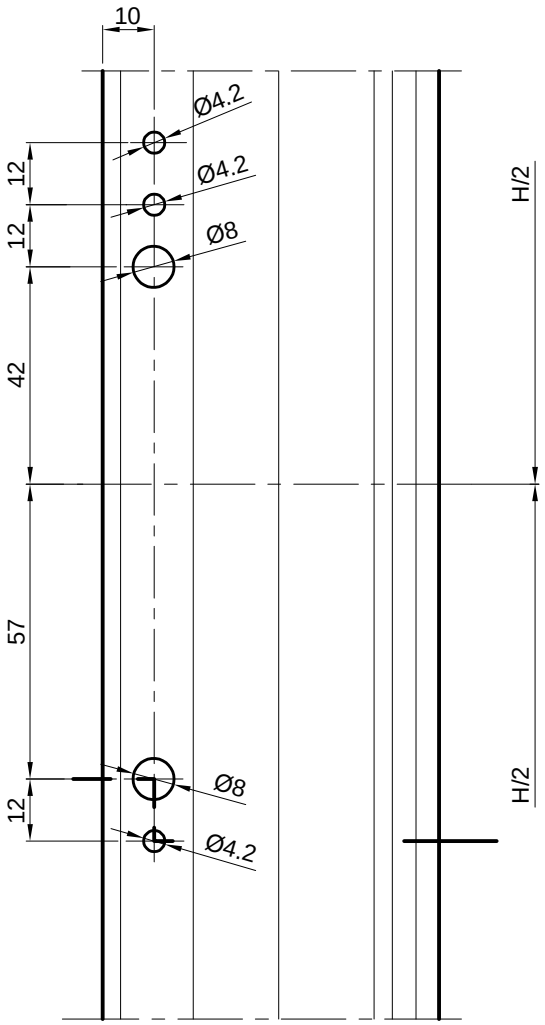
OTVARANJE OKO SREDIŠNJE OSE
Obrada profila rama FT-0201
-simetrična obrada okomica (otvaranje oko vodoravne ose)
-simetrična obrada vodoravnica (otvaranje oko okomite ose)
OPENING AROUND MIDDLE AXIS
Processing of frame profile FT-0201
-symetrical processing of vertical crossbar
(opening around horizontal axis)
-symetrical processing of horizontal crossbarr
(opening around vertical axis)



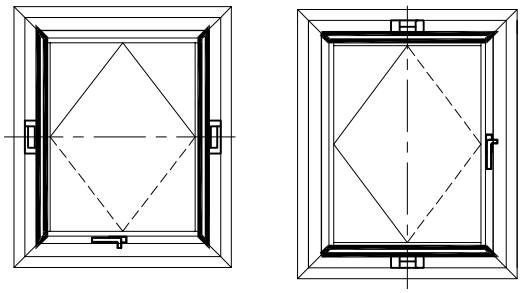


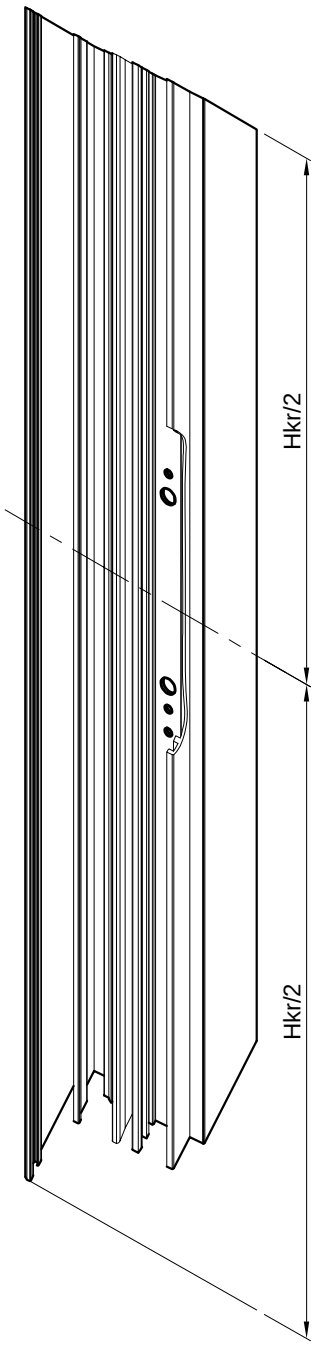
PRESJEK
CROSS-SECTION



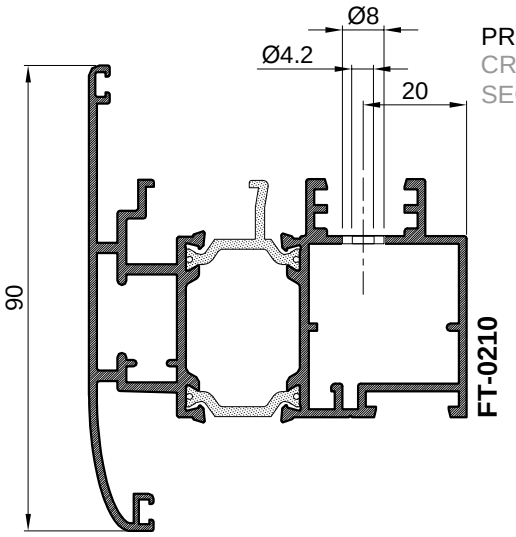


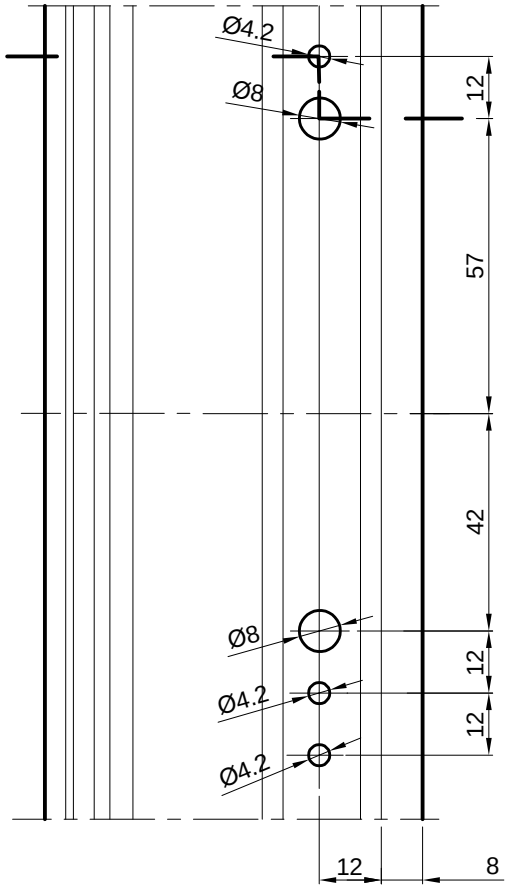
OTVARANJE OKO SREDIŠNJE OSE
Obrada profila krila FT-0210
-simetrična obrada okomica (otvaranje oko vodoravne ose)
-simetrična obrada vodoravnica (otvaranje oko okomite ose)
OPENING AROUND MIDDLE AXIS
Processing profile sash FT-0210
-symetrical processing of vertical crossbar
(opening aroung horizontal axis)
-symetrical processing of horizontal crossbarr
(opening around vertical axis)

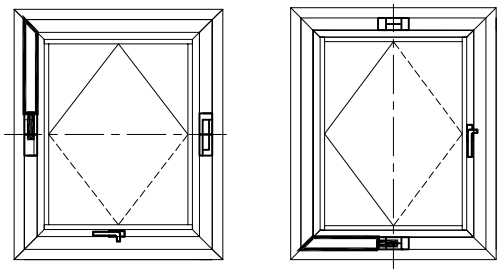




PRESJEK
CROSS-
SECTION







OTVARANJE OKO SREDIŠNJE OSE

Obrada profila FT-0213

-fiksira se za okvir krila prozora, gore lijevo (otvaranje oko vodoravne ose)


-fiksira se za okvir krila prozora, dolje lijevo (otvaranje oko okomite ose)

OPENING AROUND MIDDLE AXIS

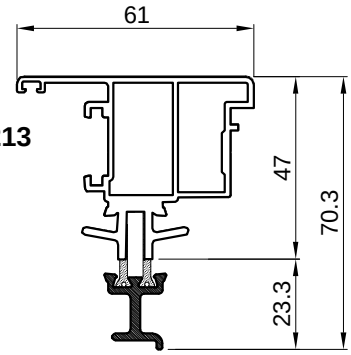
Processing of profile FT-0213

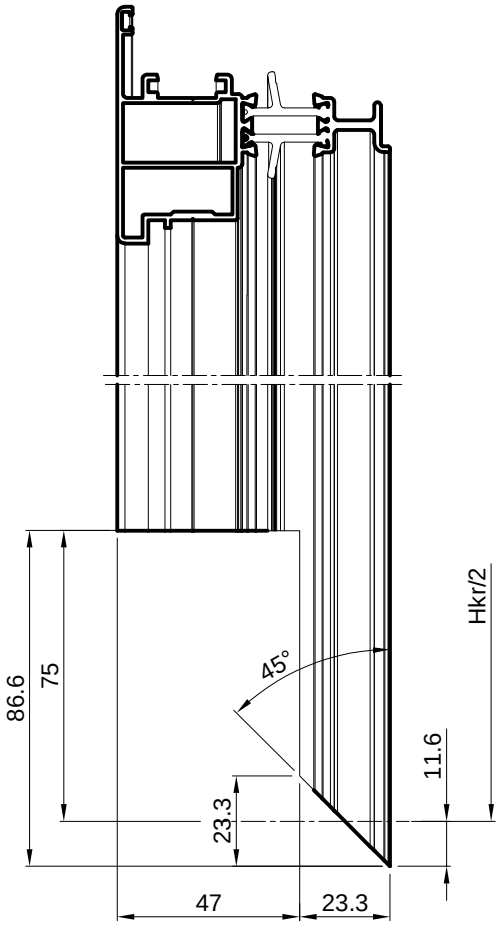
-it is fixed for the sash frame of the window, top left
(opening around horizontal axis)

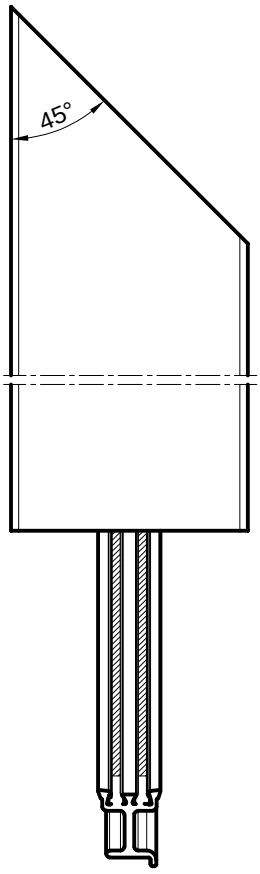
-it is fixed to the sash frame of the window, down left
(opening around vertical axis)



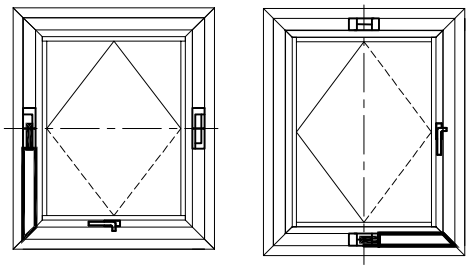
FT-0213






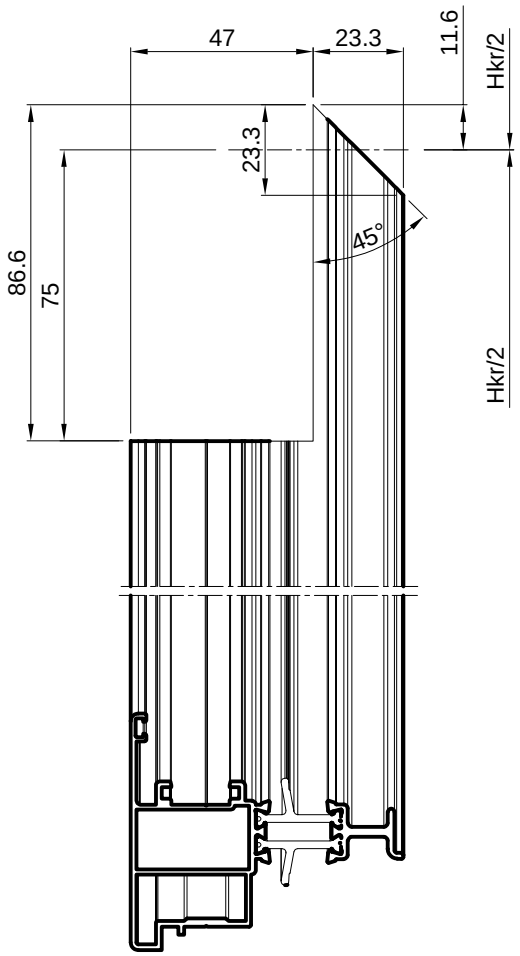


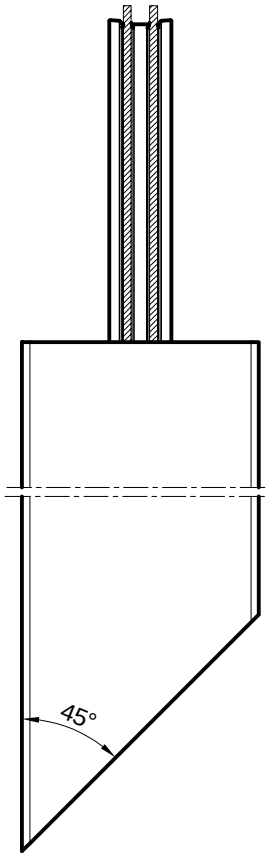
OTVARANJE OKO SREDIŠNJE OSE
Obrada profila FT-0213

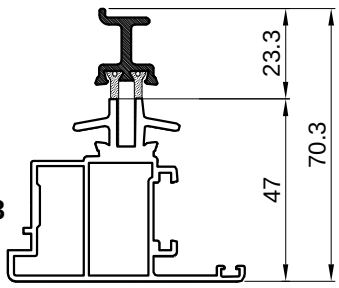


-fiksira se za okvir rama prozora, dolje lijevo (otvaranje oko vodoravne ose)
-fiksira se za okvir rama prozora, dolje desno (otvaranje oko okomite ose)
OPENING AROUND MIDDLE AXIS
Processing of profile FT-0213
-it is fixed for the sash frame of the window, down left
(opening around horizontal axis)
-it is fixed to the sash frame of the window, down right
(opening around vertical axis)

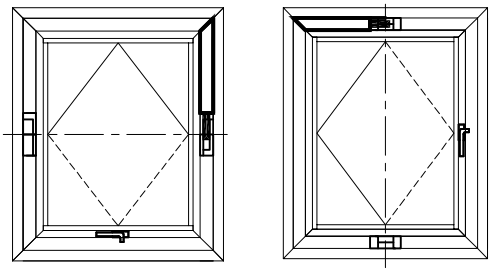







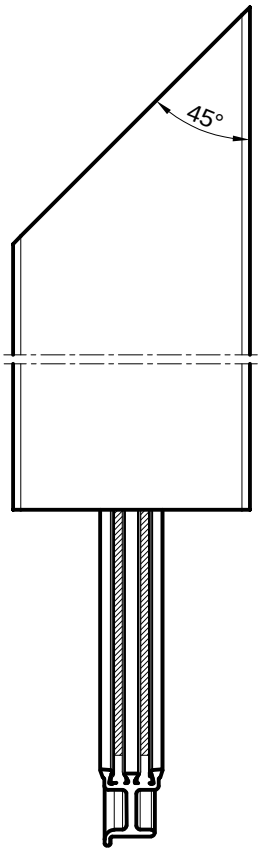


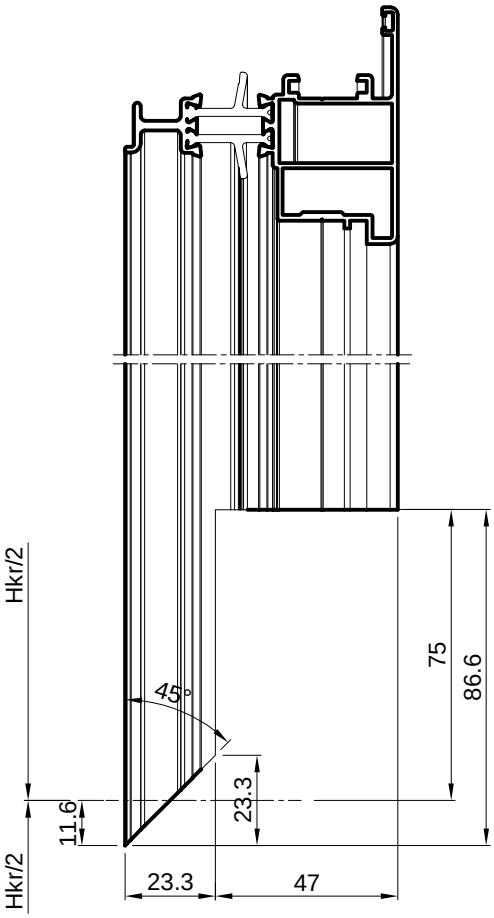
FT-0213

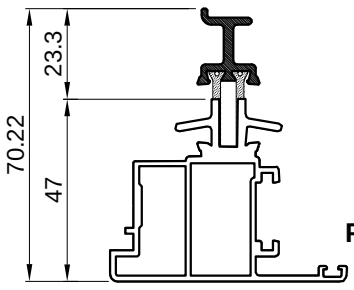


OTVARANJE OKO SREDIŠNJE OSE
Obrada profila FT-0213
-fiksira se za okvir rama prozora, gore desno (otvaranje oko vodoravne ose)
-fiksira se za okvir rama prozora, gore lijevo (otvaranje oko okomite ose)
OPENING AROUND MIDDLE AXIS
Processing of profile FT-0213
-it is fixed for the sash frame of the window, top right
(opening around horizontal axis)
-it is fixed to the sash frame of the window, top left
(opening around vertical axis)









FT-0213

OTVARANJE OKO SREDIŠNJE OSE

Obrada profila FT-0213

-fiksira se za okvir rama prozora, dolje desno (otvaranje oko vodoravne ose)

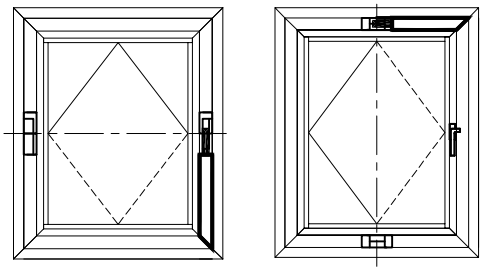
-fiksira se za okvir rama prozora, gore desno (otvaranje oko okomite ose)


OPENING AROUND MIDDLE AXIS

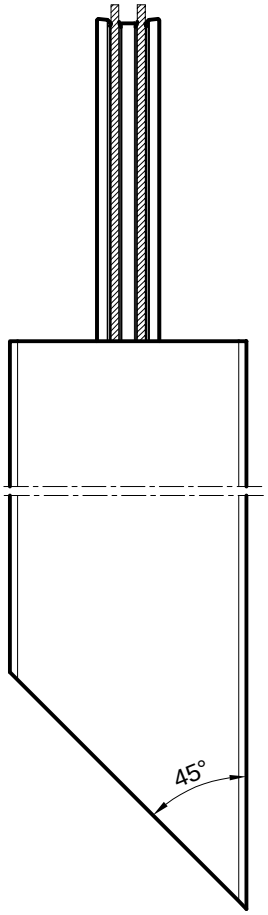
Processing of profile FT-0213

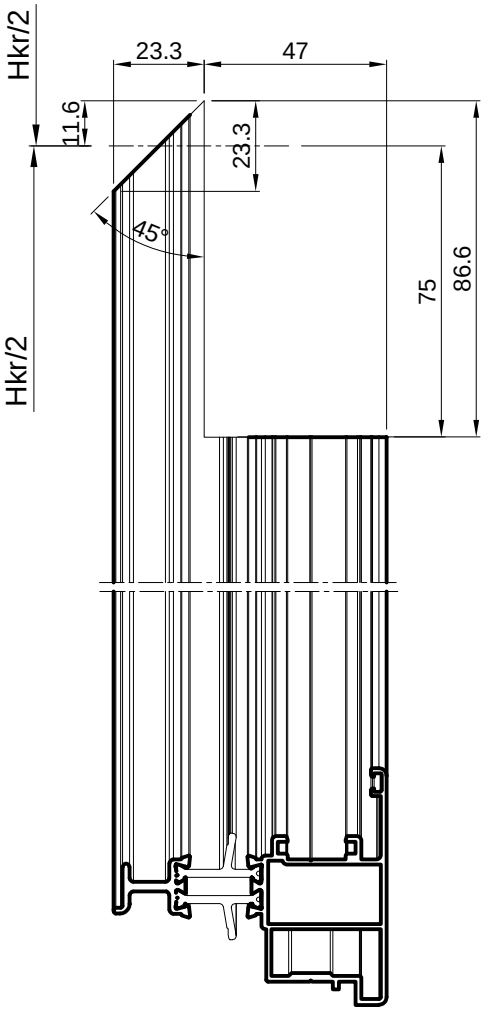
-it is fixed for the sash frame of the window, down right
(opening around horizontal axis)

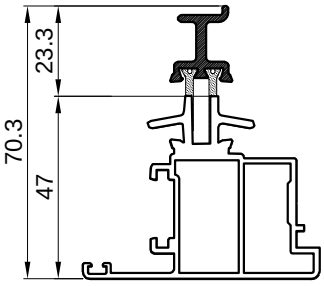
-it is fixed to the sash frame of the window, top right
(opening around vertical axis)



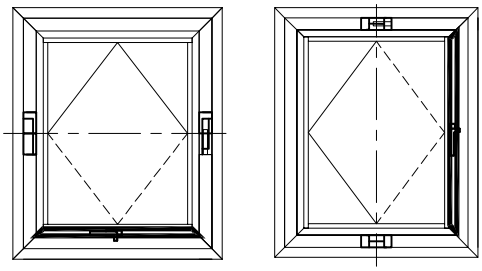




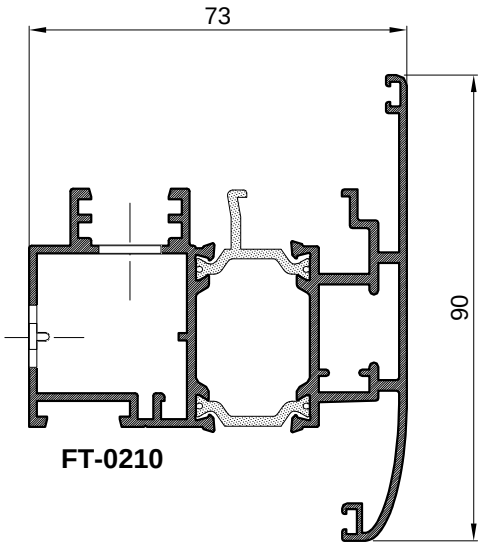


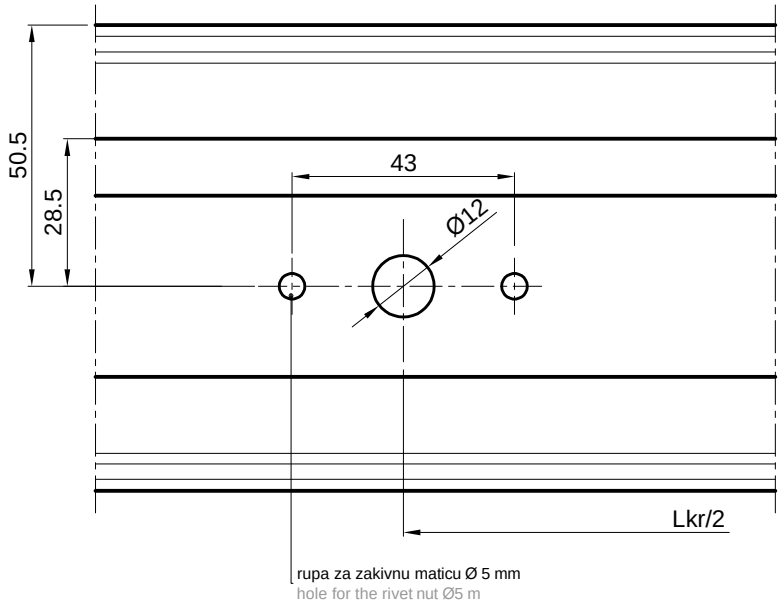


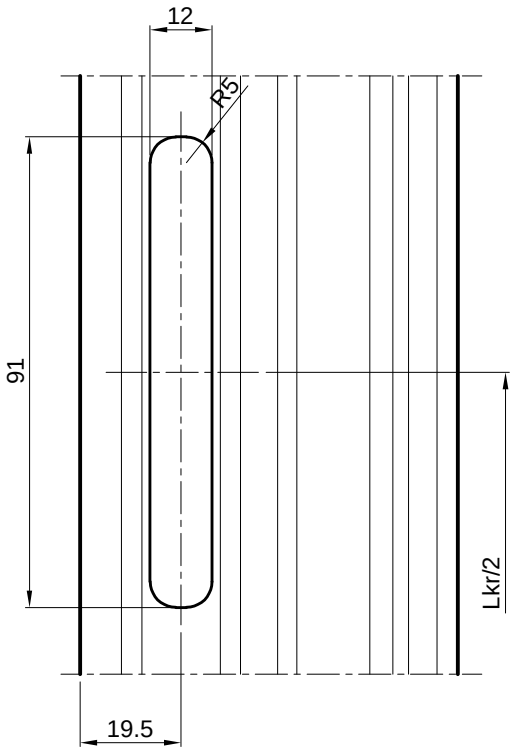
FT-0213

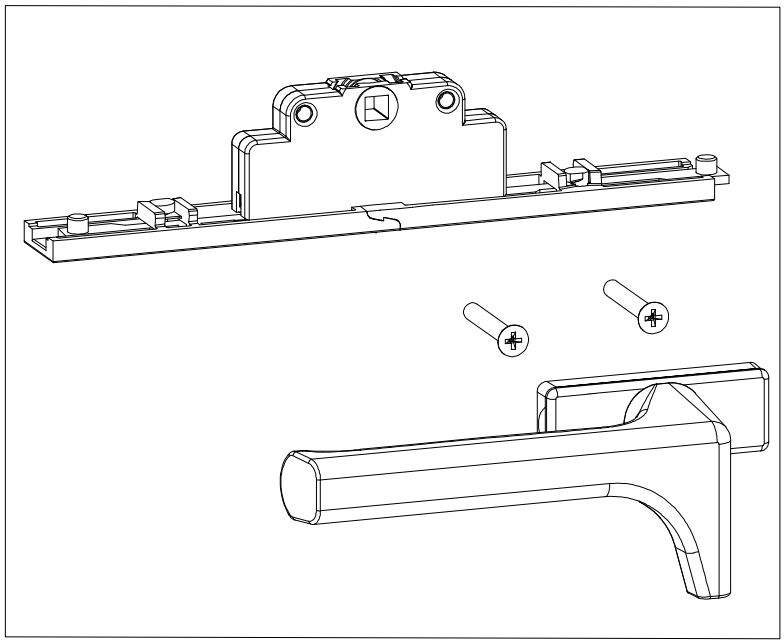


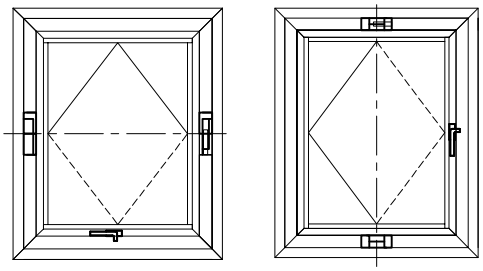
OTVARANJE OKO SREDIŠNJE OSE
Obrada profila krila FT-0210
-za ugradnju pogonskog mehanizma i ručke
u art.142.011 i 142.042
OPENING AROUND MIDDLE AXIS
Processing of sash profile FT-0210
-for installation of driving mechanism and handle
in art.142.011 and 142.042





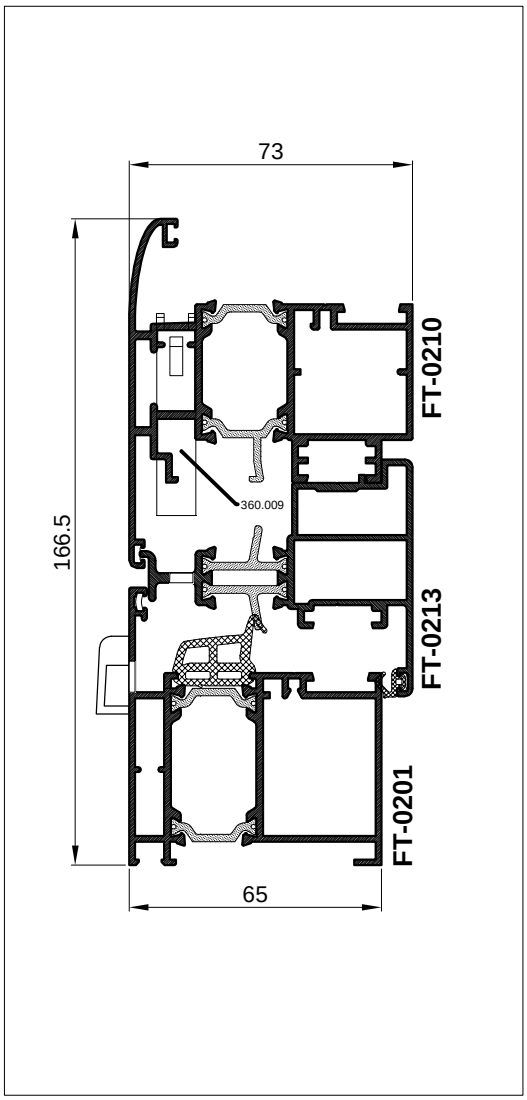


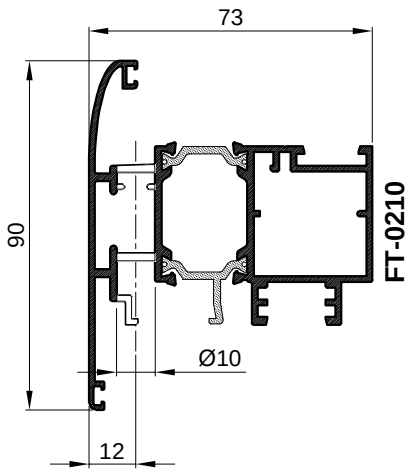




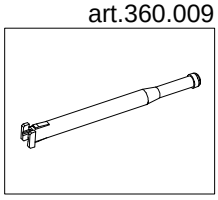
OTVARANJE OKO SREDIŠNJE OSE
ODVOD KAPLJEVINA IZ PROZORA
OPENING AROUND MIDDLE AXIS
DRAINAGE FROM THE WINDOW

Obrada profila krila FT-0210
-za ugradnju monodrain cjevčice 360.009
-rupa Ø10, svakih 400 mm (dva po krilu), 100 mm od kraja
Processing of sash profile FT-0210
-for installation of monodrain tubular art.360.009
-hole Ø10, every 400 mm (two on sash), 100 mm from end

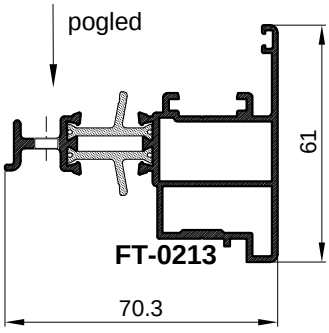


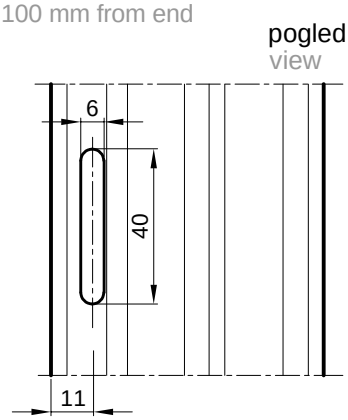


art.360.009

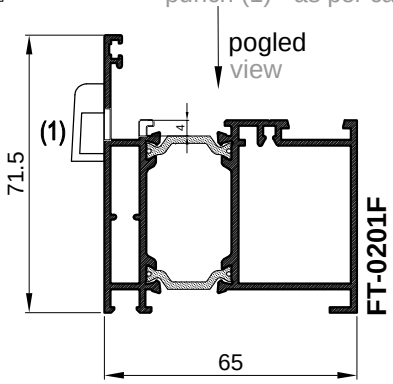


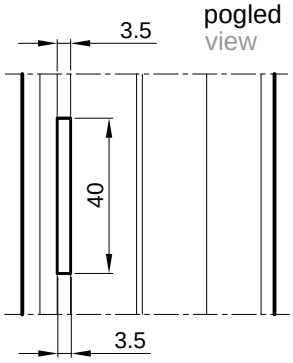
Obrada profila FT-0213
-obrada svakih 400 mm, 100 mm od kraja
Processing profile FT-0213
-punch every 400 mm, 100 mm from end





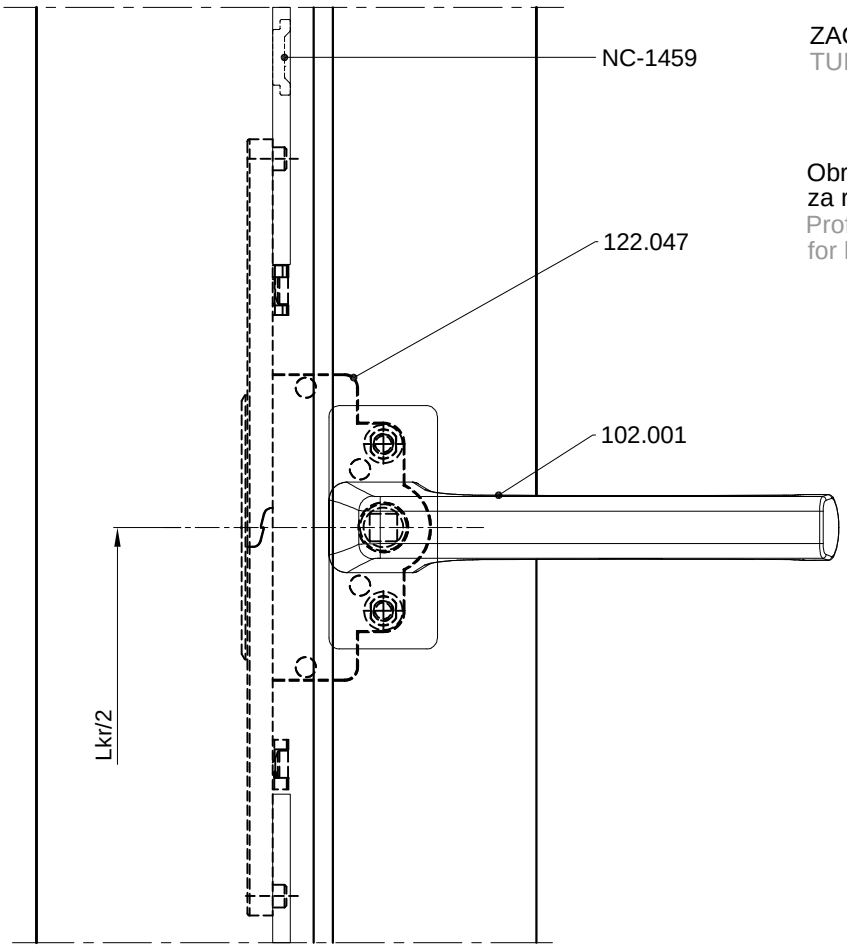
Obrada profila FT-0201
-obrada svakih 400 mm, 100 mm od kraja
-obrada (1) - prema katalogu
Processing profile FT-0201
-punch every 400 mm, 100 mm from end
-punch (1) - as per catalog

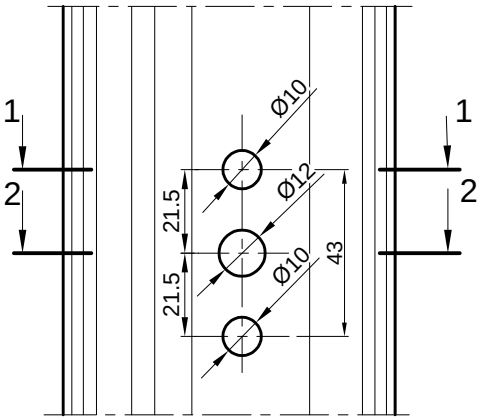


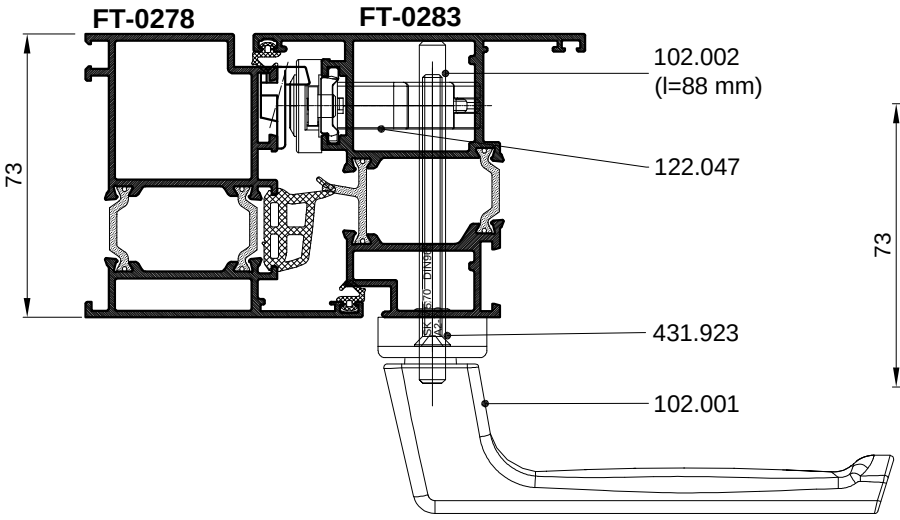


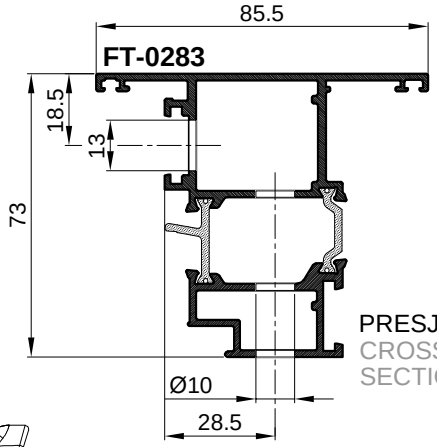
ZAOKRETNI PROZOR, OTVARANJE VANI
TURN WINDOW, OUTWARD OPENING

Obrada profila FT-0283
za ručku i pogonski mehanizam
Profile processing FT-0283
for handle and drive mechanism

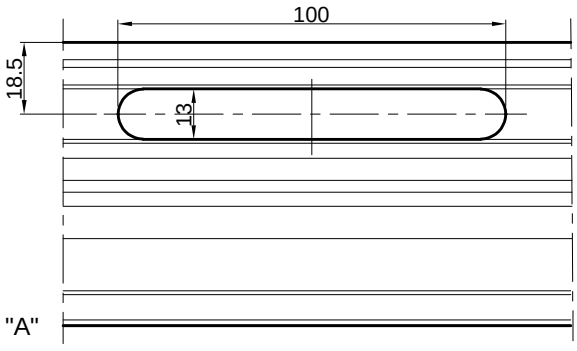




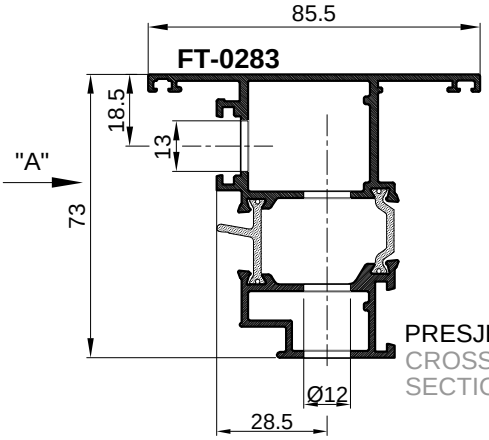




PRESJEK 1-1
CROSS SECTION 1-1

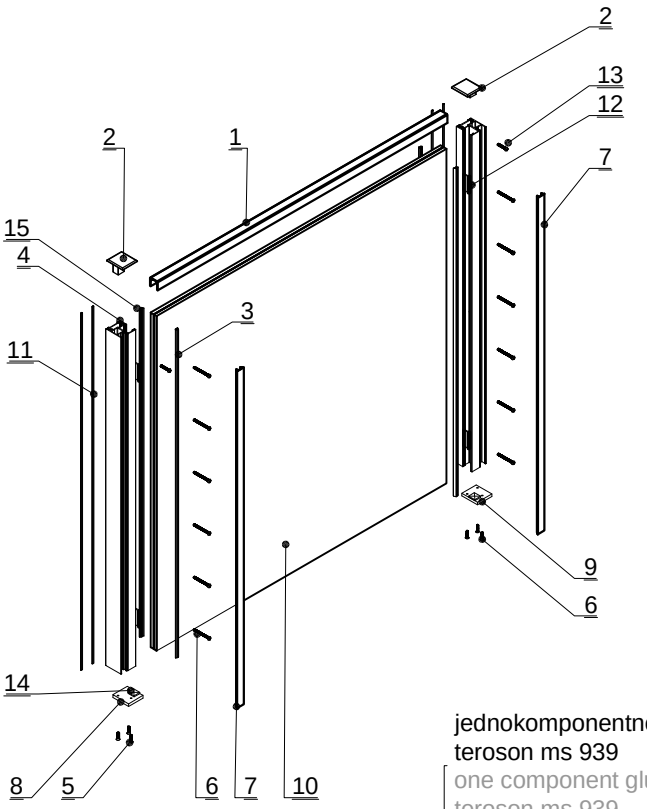


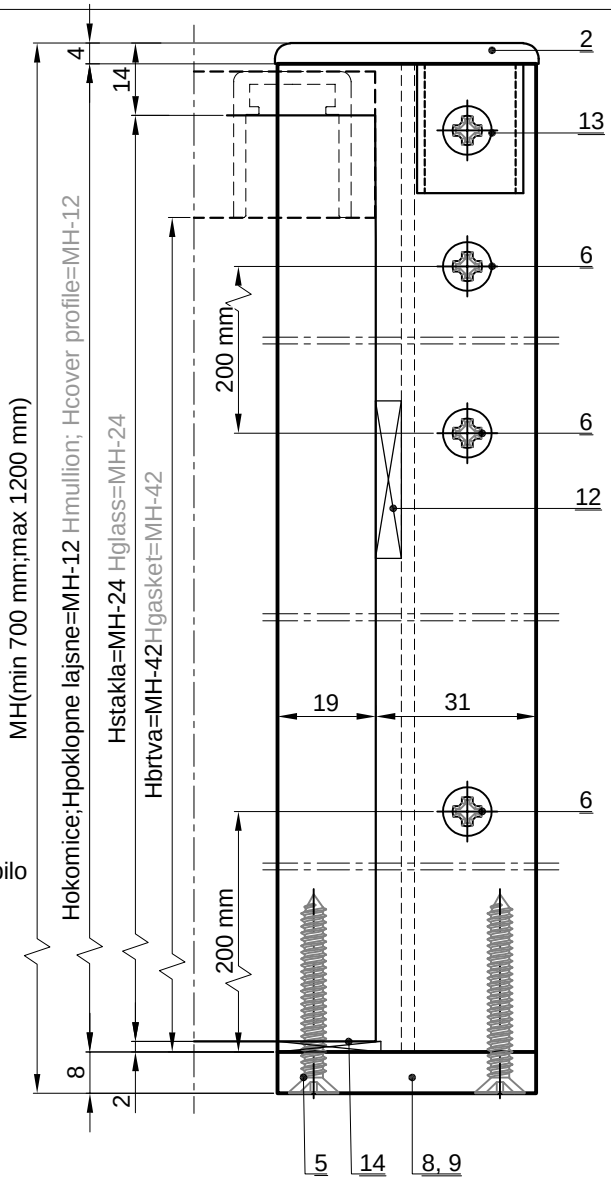
POGLED "A"
VIEW"A"



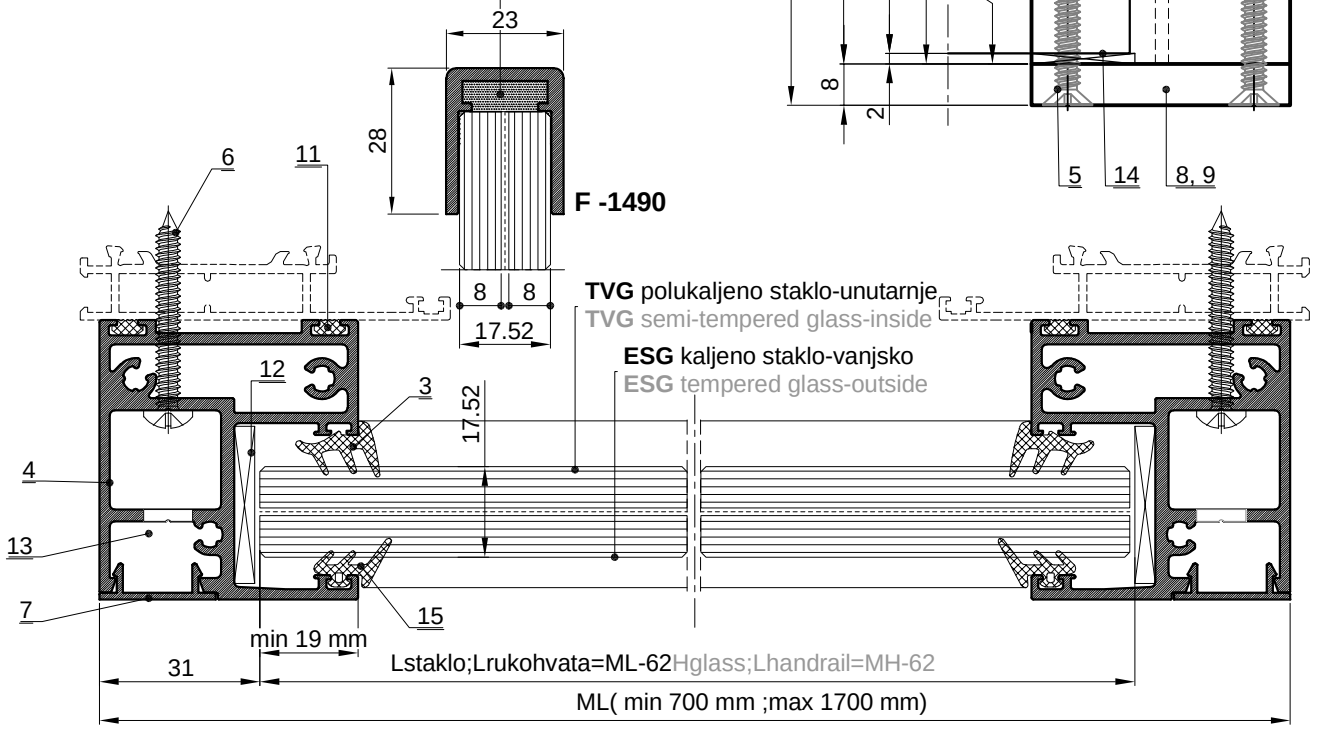
PRESJEK 2-2
CROSS SECTION 2-2

MONTAŽA FRANCUSKOG BALKONA, staklo 88.4
FRENCH BALCONY INSTALLATION, glass 88.4





jednokomponentno ljepilo
teroson ms 939
one component glue
teroson ms 939



1 - profil rukohvata F-1490
1 - handrail profile F-1490
2 - PVC čep 373.054
2 - PVC cover cap 373.054
3 - brtva 318.003
3 - gasket 318.003
4 - profil okomice F-1569
4 - french balcony profile F-1569

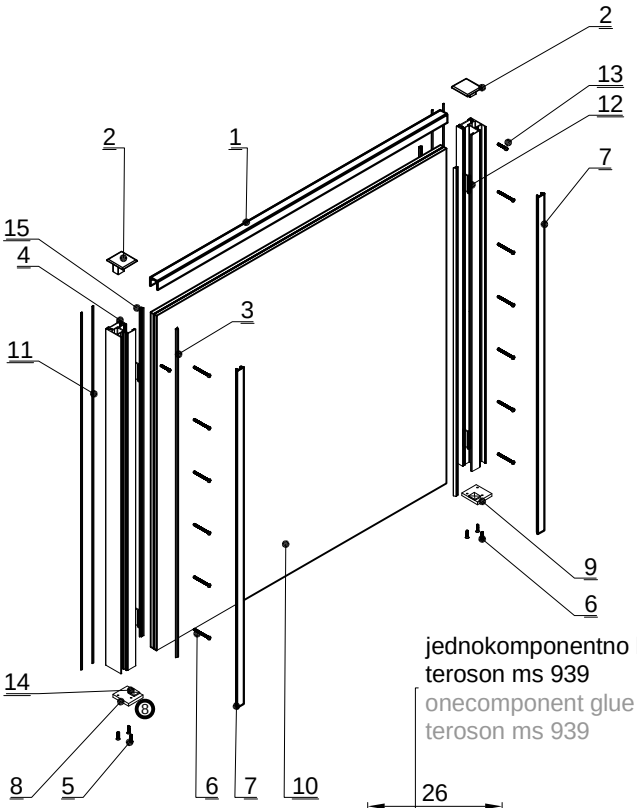
5 - 433.134 (6 komada)
5 - 433.134 (6 pieces)
6 - 433.048 (svakih 200 mm)
6 - 433.048 (every 200 mm)
7 - poklopna lajsna F-0826
7 - cover profile F-0826
8 - nosiva pločica lijeva 391.148
8 - glass support left 391.148

9 - nosiva pločica desna 391.149
9 - glass support right 391.149
10 - staklo 88.4 Kaljeno lamistal
10 - glass 88.2 toughened laminated
11 - brtva 340.055
11 - gasket 340.055
12 - PVC distancer 100x30x4 mm*
12 - PVC packer 100x30x4 mm*

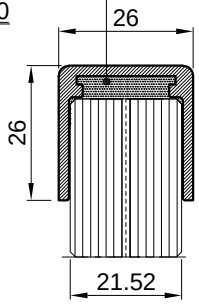
13 - 433.046 (za PVC čep)
13 - 433.046 (for PVC cover cap)
14 - PVC distancer 20x20x2 mm*
14 - PVC packer 20x20x2 mm*
15 - brtva 328.002
15 - gasket 328.002

*- ne prodaje FEAL
*- not sold by FEAL

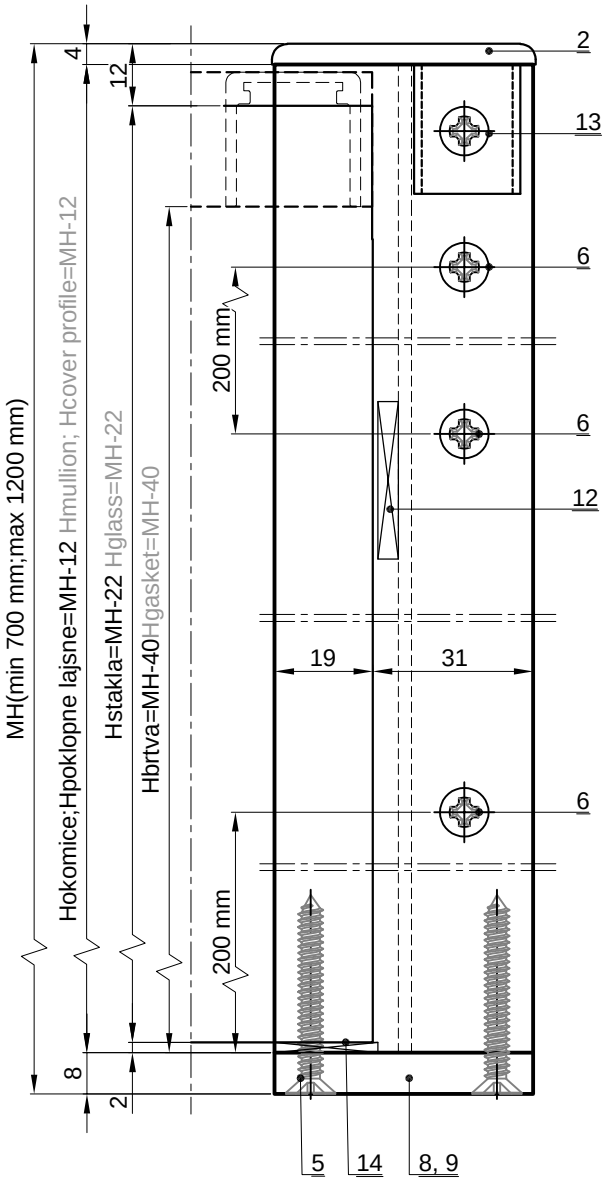
MONTAŽA FRANCUSKOG BALKONA, staklo 1010.4
FRENCH BALCONY INSTALLATION, glass 1010.4

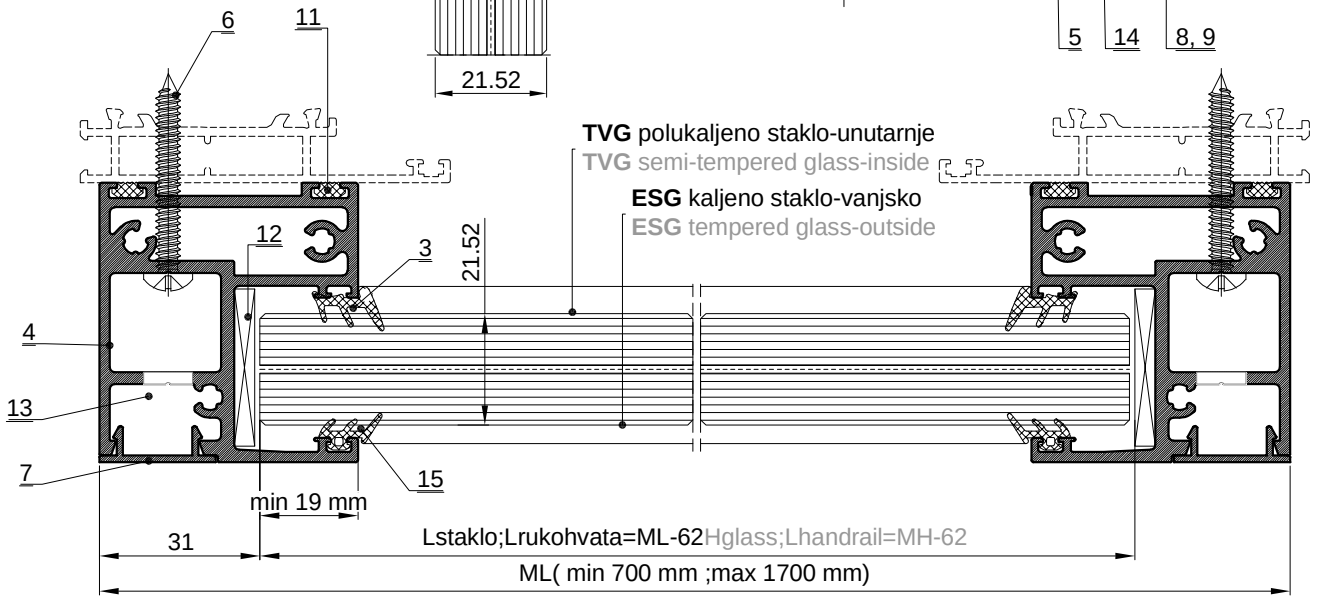


jednokomponentno ljepilo teroson ms 939
onecomponent glue teroson ms 939



F -1437





TVG polukaljeno staklo-unutarnje
TVG semi-tempered glass-inside

ESG kaljeno staklo-vanjsko
ESG tempered glass-outside

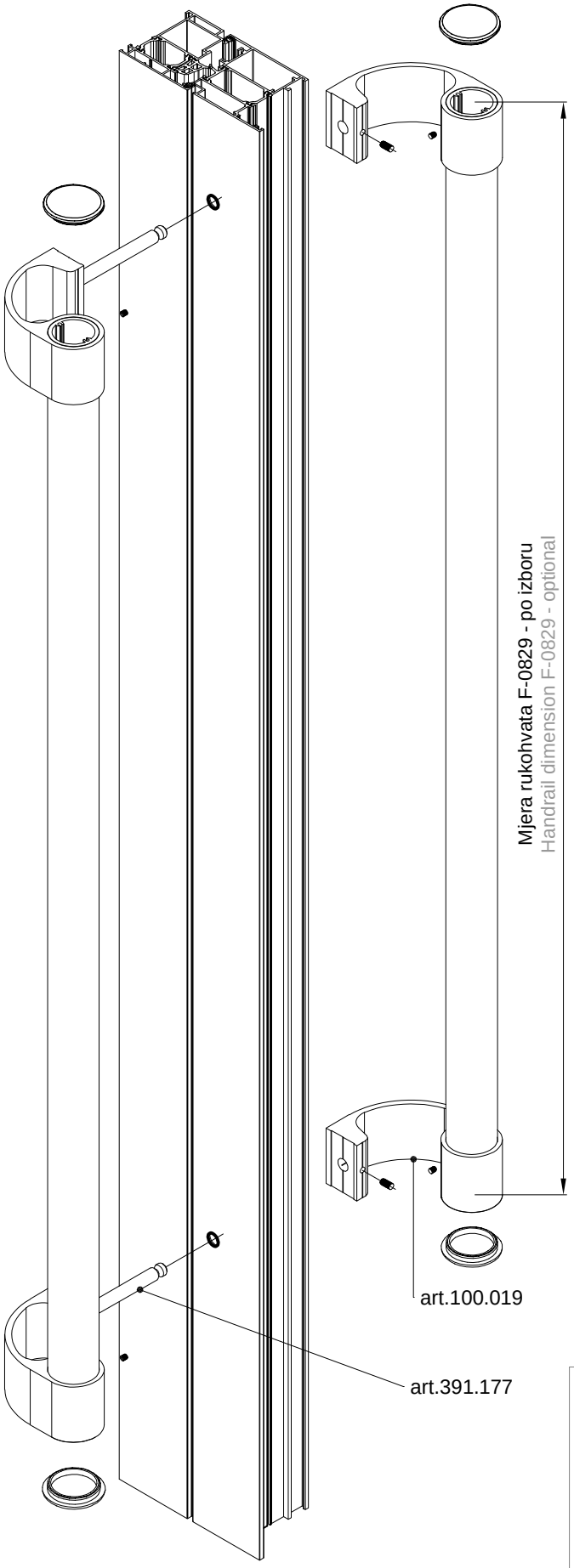
1 - profil rukohvata F-1490
1 - handrail profile F-1490
2 - PVC čep 373.054
2 - PVC cover cap 373.054
3 - brtva 318.015
3 - gasket 318.015
4 - profil okomice F-1569
4 - french balcony profile F-1569

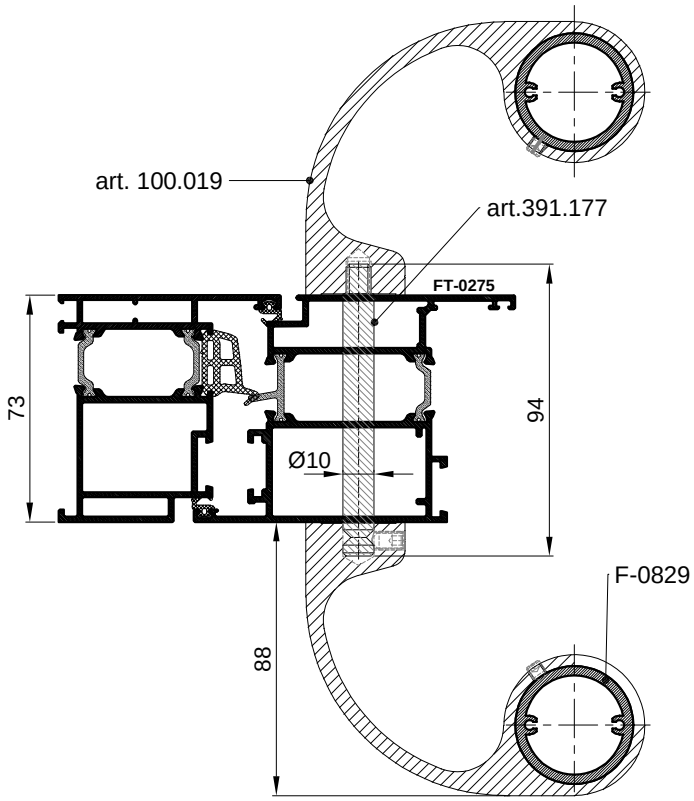
5 - 433.134 (6 komada)
5 - 433.134 (6 pieces)
6 - 433.048 (svakih 200 mm)
6 - 433.048 (every 200 mm)
7 - poklopna lajsna F-0826
7 - cover profile F-0826
8 - nosiva pločica lijeva 391.148
8 - glass support left 391.148

9 - nosiva pločica desna 391.149
9 - glass support right 391.149
10 - staklo 1010.4 Kaljeno lamistal
10 - glass 88.2 toughened laminated
11 - brtva 340.055
11 - gasket 340.055
12 - PVC distancer 100x30x4 mm*
12 - PVC packer 100x30x5 mm*

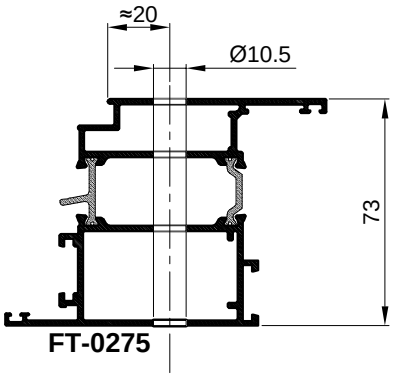
13 - 433.046 (za PVC čep)
13 - 433.046 (for PVC cover cap)
14 - PVC distancer 20x20x2 mm*
14 - PVC packer 20x20x2 mm*
15 - brtva 328.007
15 - gasket 328.007

*- ne prodaje FEAL
*- not sold by FEAL

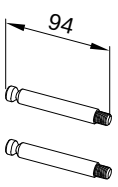




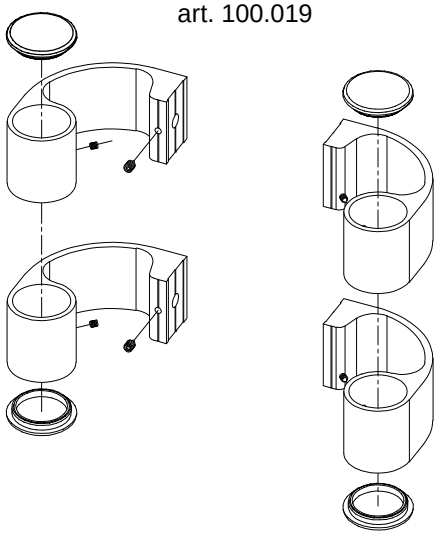
OBRADA PROFILA KRILA
SASH PROFILE PROCESSING



art. 391.177

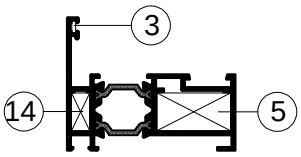


art. 100.019



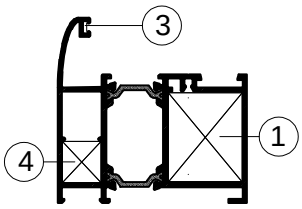
PRIKAZ KUTNIKA U PROFILIMA DISPLAY OF CORNER BRACKETS IN PROFILES

FT-0287



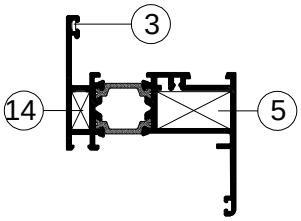
5	730.008
	710.450
	710.458
	731.001
14	710.503
3	730.002

FT-0224



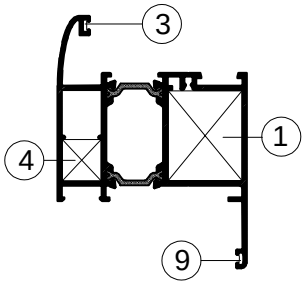
1	730.009
	710.059
	710.072
4	710.454
	710.459
3	730.002

FT-0298



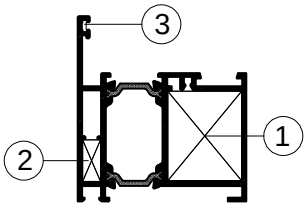
5	730.008
	710.450
	710.458
	731.001
14	710.503
3	730.002

FT-0229



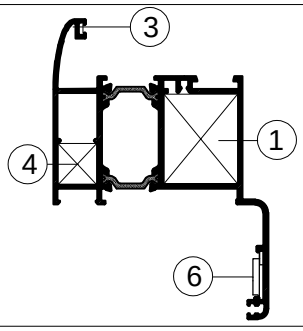
1	730.009
	710.059
	710.072
4	710.454
	710.459
3	730.002
9	730.001

FT-0201



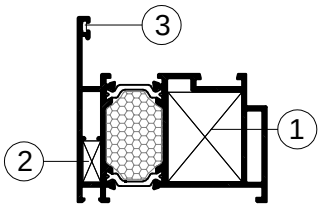
1	730.009
	710.059
	710.072
2	710.452
3	730.002

FT-0249



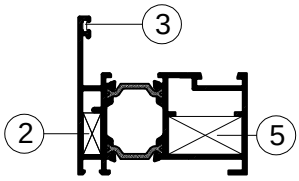
1	730.009
	710.059
	710.072
4	710.454
	710.459
3	730.002
6	730.001

FT-0274



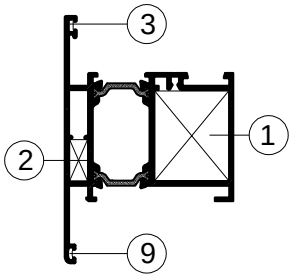
1	730.009
	710.059
	710.072
2	710.452
3	730.002

FT-0233



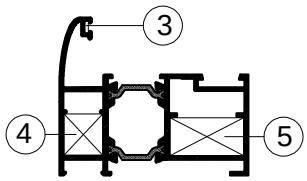
5	730.008
	710.450
	710.458
	731.001
2	710.452
3	730.002

FT-0214



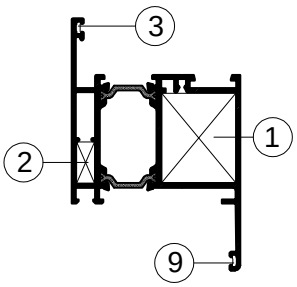
1	730.009
	710.059
	710.072
2	710.452
3	730.002
9	730.001

FT-0234



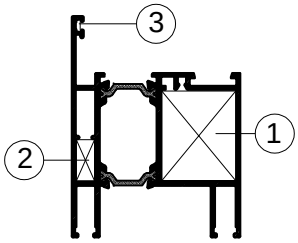
5	730.008
	710.450
	710.458
	731.001
4	710.454
	710.459
3	730.002

FT-0225



1	730.009
	710.059
	710.072
2	710.452
3	730.002
9	730.001

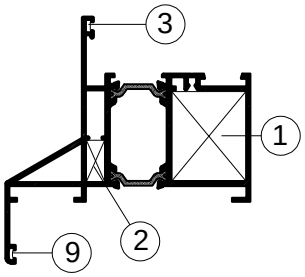
FT-0231



1	730.009
	710.059
	710.072
2	710.452
3	730.002

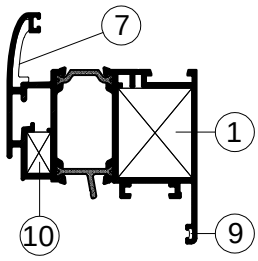
PRIKAZ KUTNIKA U PROFILIMA DISPLAY OF CORNER BRACKETS IN PROFILES

FT-0232



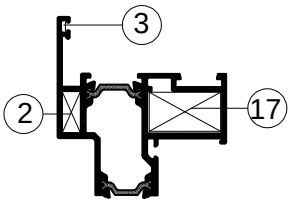
1	730.009
	710.059
	710.072
2	710.452
3	730.002
9	730.001

FT-0204



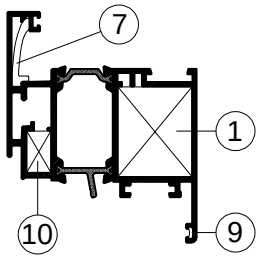
1	730.009
	710.059
	710.072
10	710.453
7	730.005
9	730.001

FT-0261



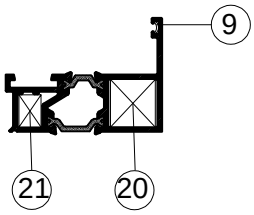
17	710.469
2	710.452
3	730.002

FT-0230



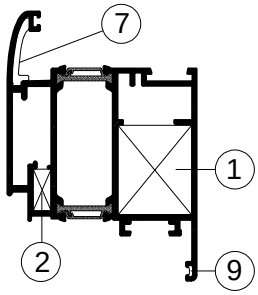
1	730.009
	710.059
	710.072
10	710.453
7	730.005
9	730.001

FT-0293



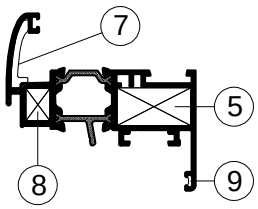
20	710.436
21	725.104
9	730.001

FT-0218



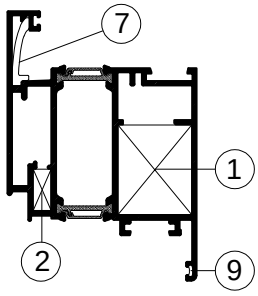
1	710.059
	710.072
2	710.452
7	730.005
9	730.001

FT-0203



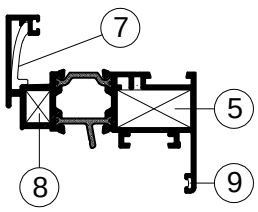
5	730.008
	710.450
	710.458
	731.001
8	710.443
7	730.005
9	730.001

FT-0247



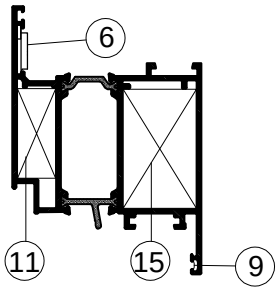
1	710.059
	710.072
2	710.452
7	730.005
9	730.001

FT-0221



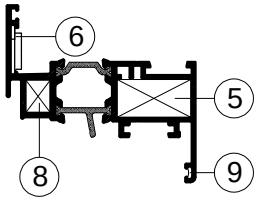
5	730.008
	710.450
	710.458
	731.001
8	710.443
7	730.005
9	730.001

FT-0275



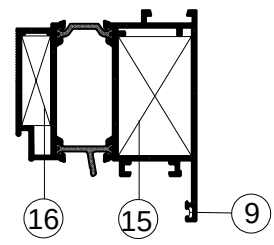
15	710.062
	710.133
11	710.172
6	731.010
9	730.001

FT-0295



5	730.008
	710.450
	710.458
	731.001
8	710.443
9	730.001
6	731.010

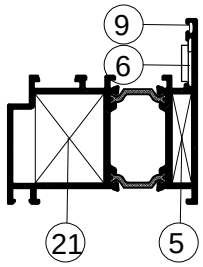
FT-0291



15	710.062
	710.133
16	710.425
9	730.001

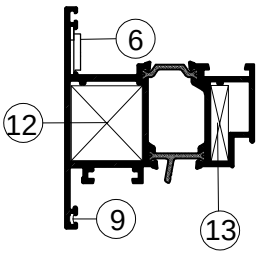
PRIKAZ KUTNIKA U PROFILIMA DISPLAY OF CORNER BRACKETS IN PROFILES

FT-0278



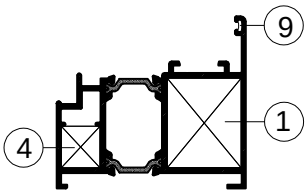
21	710.214
5	710.189
6	731.010
9	730.001

FT-0283



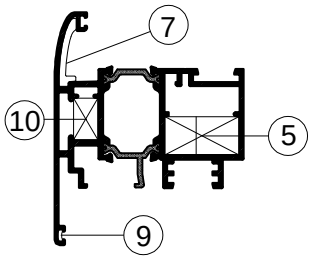
12	710.215
13	710.216
6	731.010
9	730.001

FT-0220



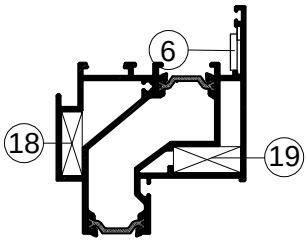
1	710.059
	710.072
4	710.454
	710.459
9	730.001

FT-0210



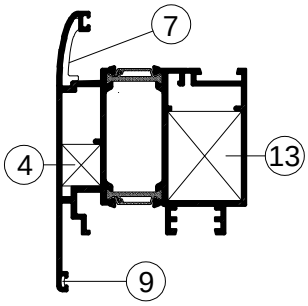
5	730.008
	710.450
	710.458
10	710.453
7	730.005
9	730.001

FT-0290



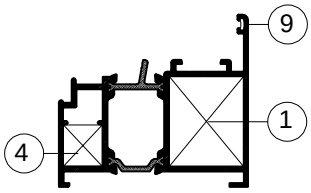
18	725.705
19	725.711
	725.712
6	731.010

FT-0219



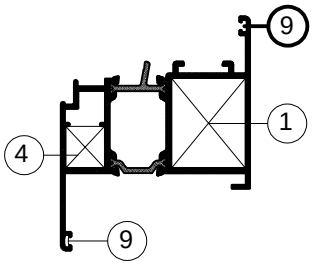
13	710.059
	710.099
4	710.454
	710.459
7	730.005
9	730.001

FT-0202



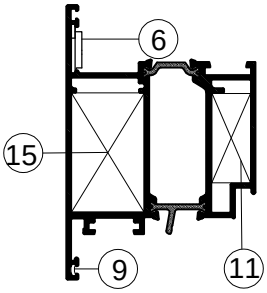
1	710.059
	710.072
4	710.454
	710.459
9	730.001

FT-0215



1	710.059
	710.072
4	710.454
	710.459
9	730.001

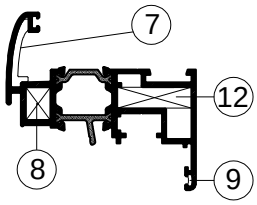
FT-0279



15	710.062
	710.133
11	710.172
6	731.010
9	730.001

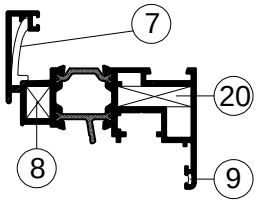
PRIKAZ KUTNIKA U PROFILIMA DISPLAY OF CORNER BRACKETS IN PROFILES

FT-0236



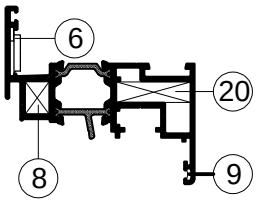
12	710.461
8	710.443
7	730.005
9	730.001

FT-0239



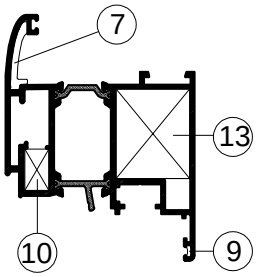
20	710.461
8	710.443
7	730.005
9	730.001

FT-0296



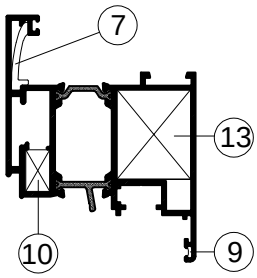
20	710.461
8	710.443
9	730.001
6	731.010

FT-0244



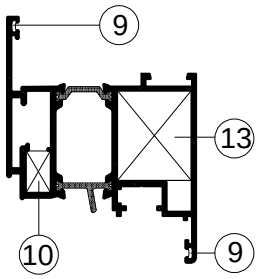
13	710.059
	710.099
10	710.453
7	730.005
9	730.001

FT-0246



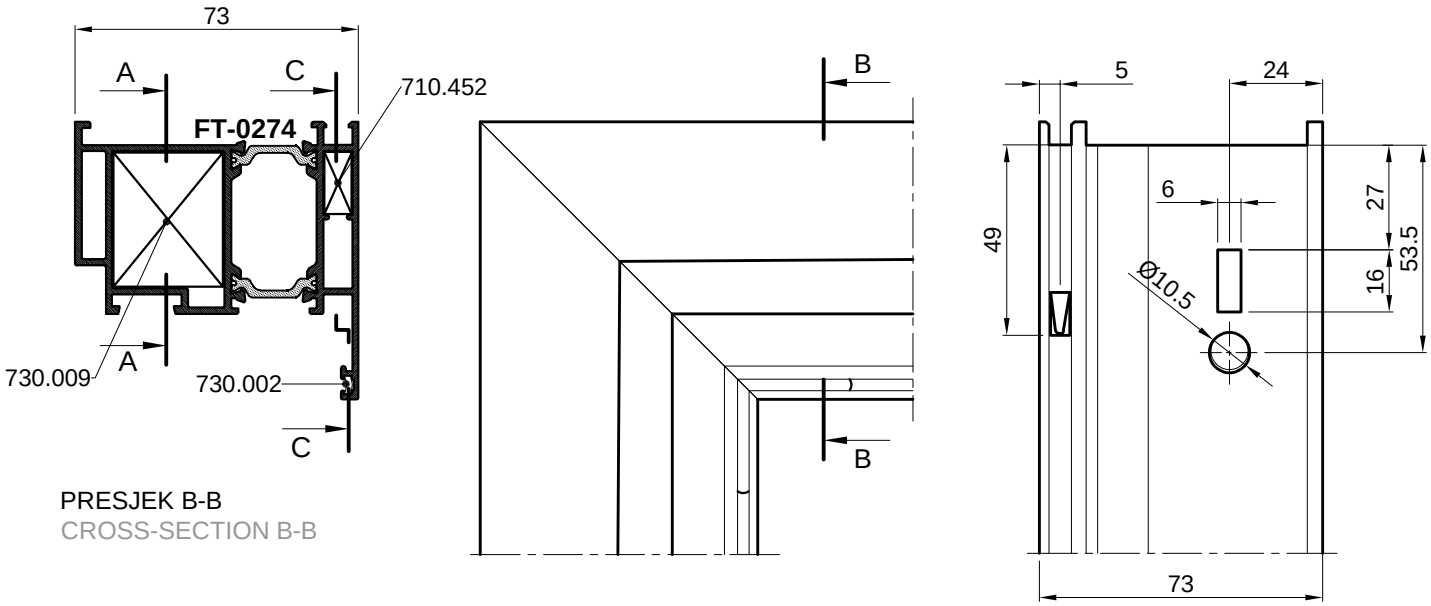
13	710.059
	710.099
10	710.453
7	730.005
9	730.001

FT-1610



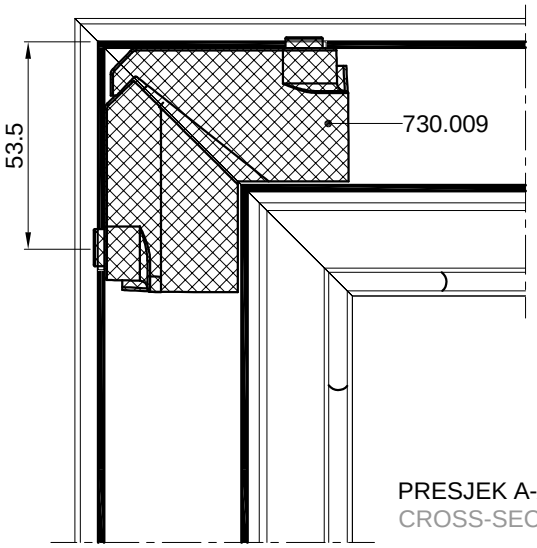
13	710.059
	710.099
10	710.453
9	730.001

SPAJANJE PROFILA **FT-0274** KUTNIM SPOJNICAMA 730.009, 710.452
PROFILE CONNECTION **FT-0274** WITH CORNER BRACKETS 730.009, 710.452



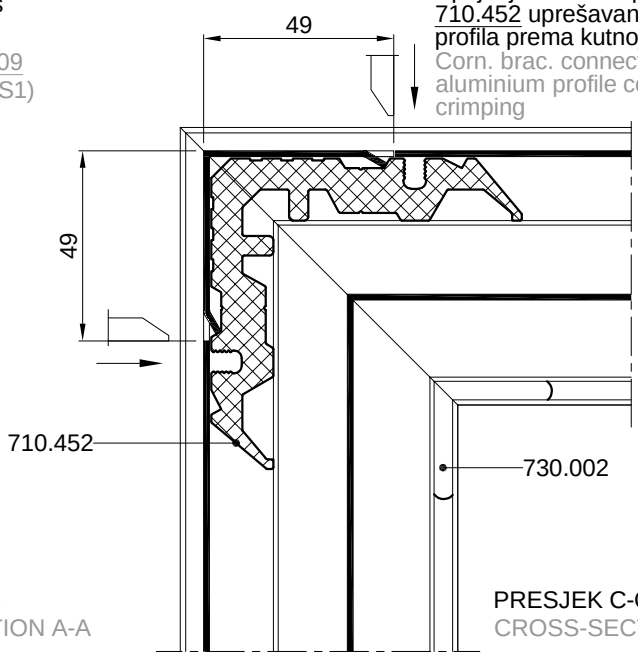
PRESJEK B-B
CROSS-SECTION B-B

Spajanje kutnom spojnicom 730.009 s predobradom štancanja -(štanca S1)
Connection with corner bracket 730.009 with punching preprocessing -(punch S1)

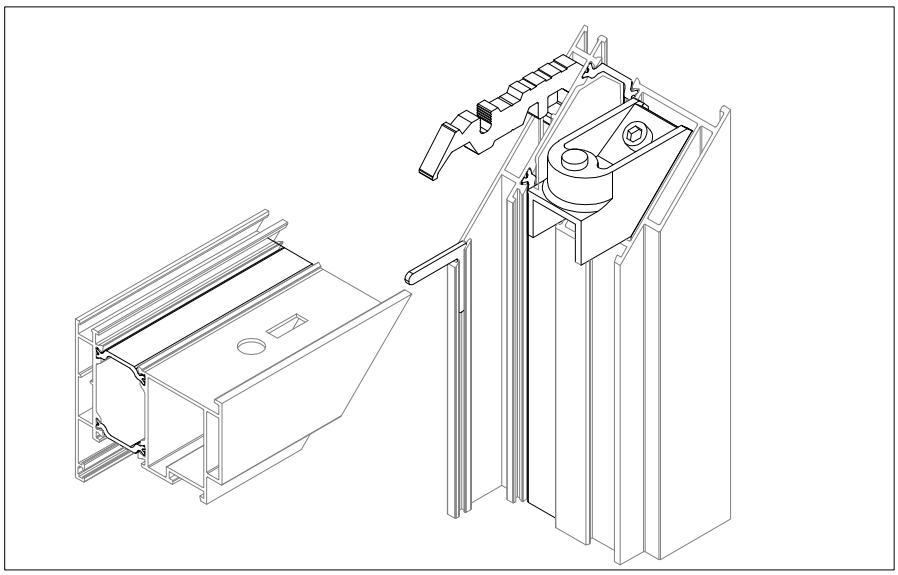


PRESJEK A-A
CROSS-SECTION A-A

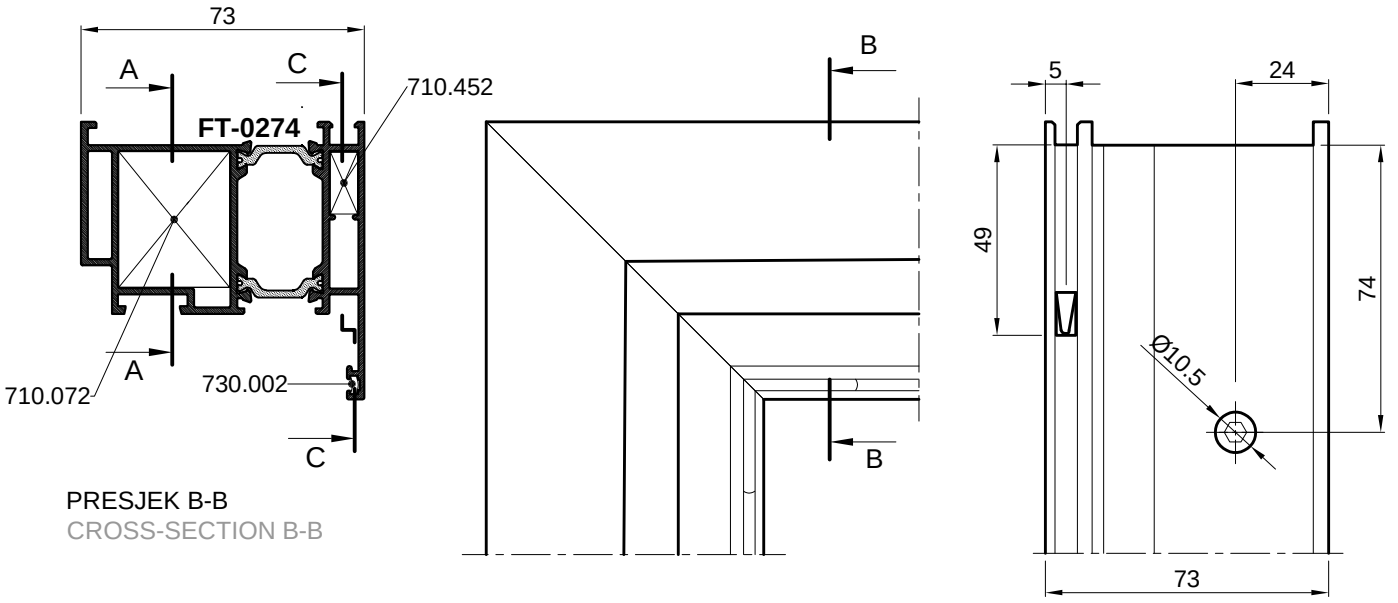
Spajanje kutnom spojnicom 710.452 uprešavanjem stijenke profila prema kutnoj spojnici
Corn. brac. connection 710.452 aluminium profile corner crimping



PRESJEK C-C
CROSS-SECTION C-C

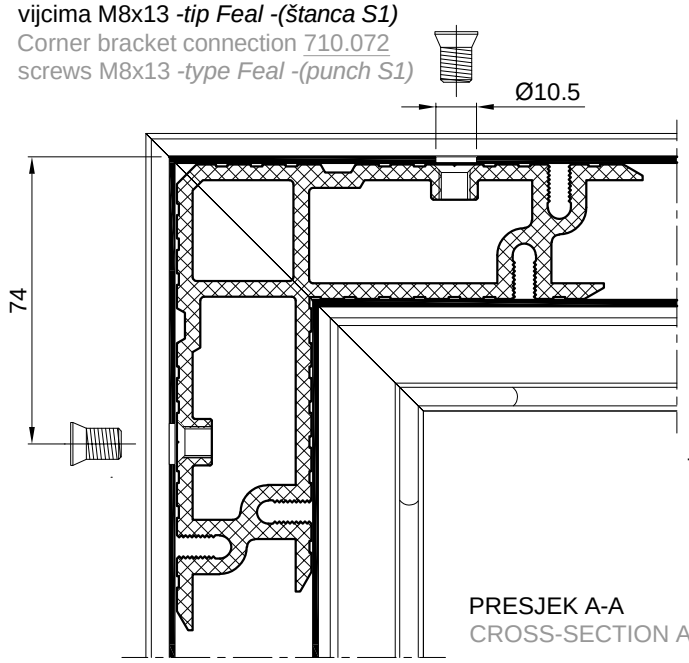


SPAJANJE PROFILA **FT-0274** KUTNIM SPOJNICAMA 710.072, 710.452
CONNECTION OF PROFILE **FT-0274** WITH CORNER BRACKETS 710.072, 710.452



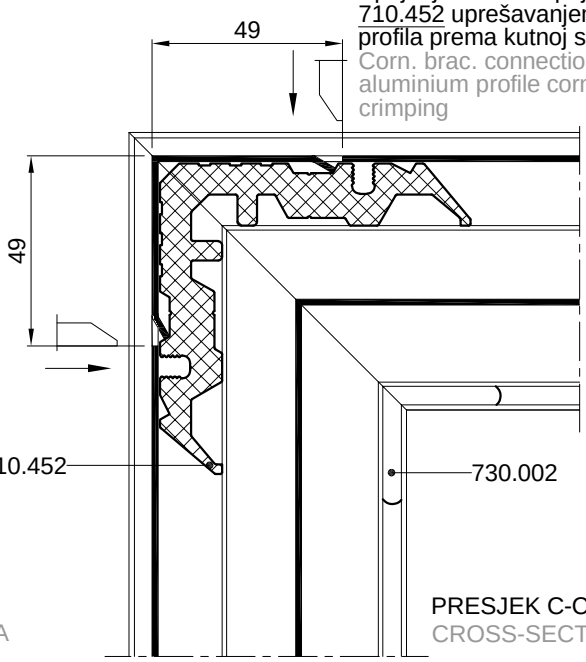
PRESJEK B-B
CROSS-SECTION B-B

Spajanje kutnom spojnicom 710.072 vijcima M8x13 *-tip Feal -(štanca S1)*
Corner bracket connection 710.072 screws M8x13 *-type Feal -(punch S1)*

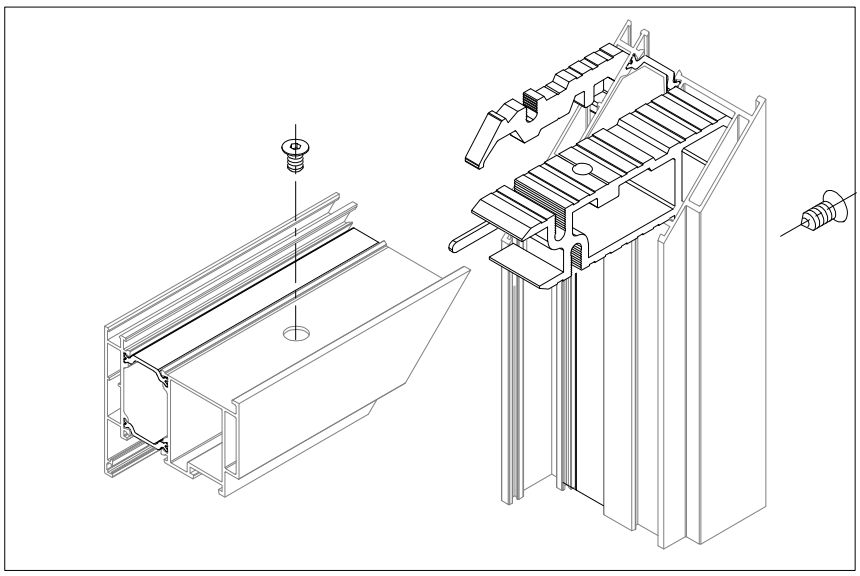


PRESJEK A-A
CROSS-SECTION A-A

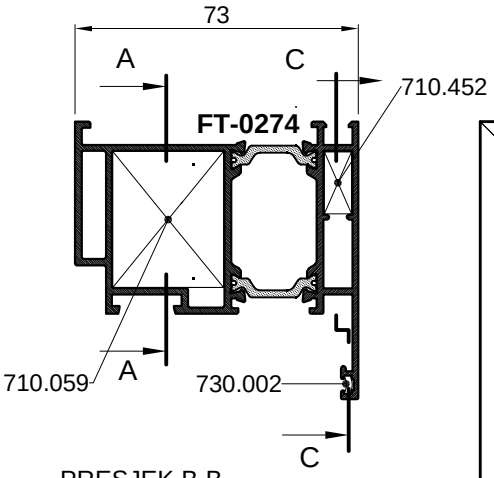
Spajanje kutnom spojnicom 710.452 upresavanjem stijenke profila prema kutnoj spojnici
Corn. brac. connection 710.452 aluminium profile corner crimping



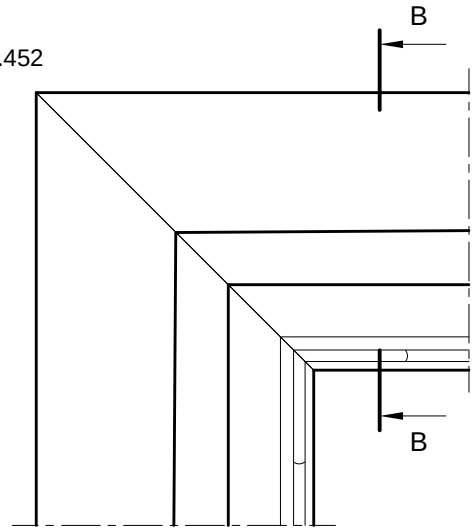
PRESJEK C-C
CROSS-SECTION C-C

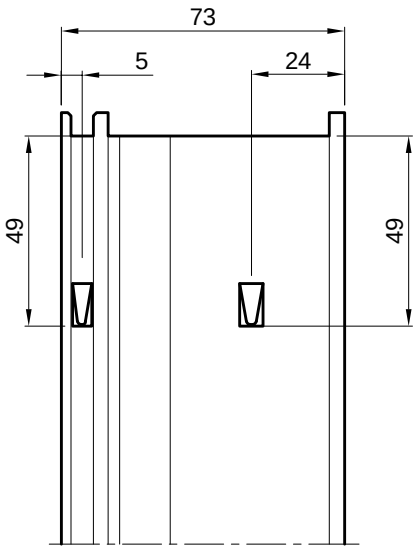


SPAJANJE PROFIL**A FT-0274** KUTNIM SPOJNICAMA 710.059, 710.452
CONNECTION OF PROFILE **FT-0274** WITH CORNER BRACKETS 710.059, 710.452

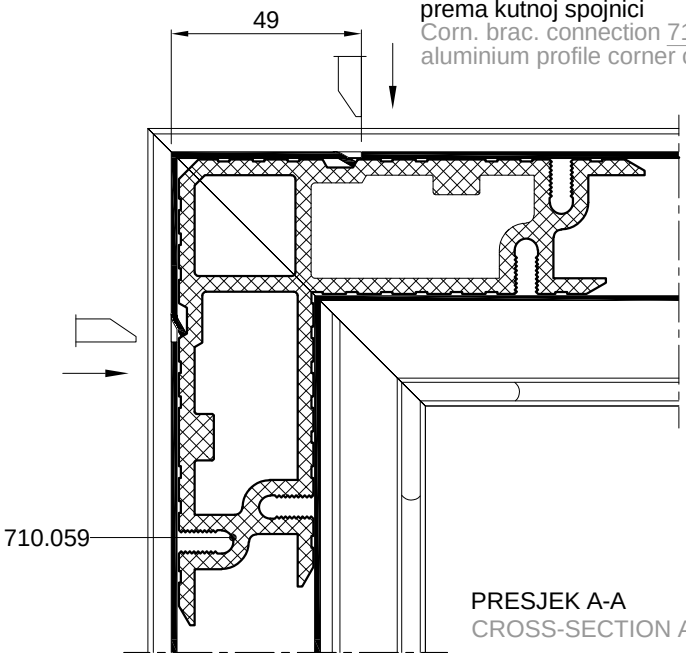


PRESJEK B-B
CROSS-SECTION B-B



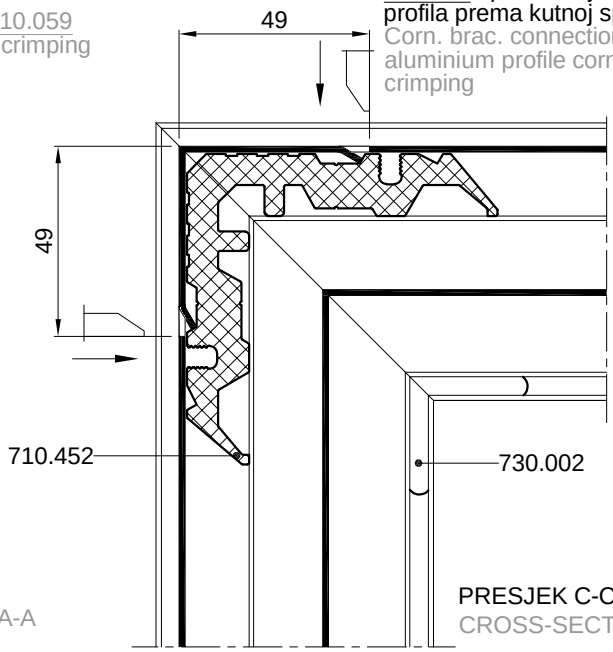


Spajanje kutnom spojnicom 710.059 uprešavanjem stijenke profila prema kutnoj spojnici
Corn. brac. connection 710.059 aluminium profile corner crimping

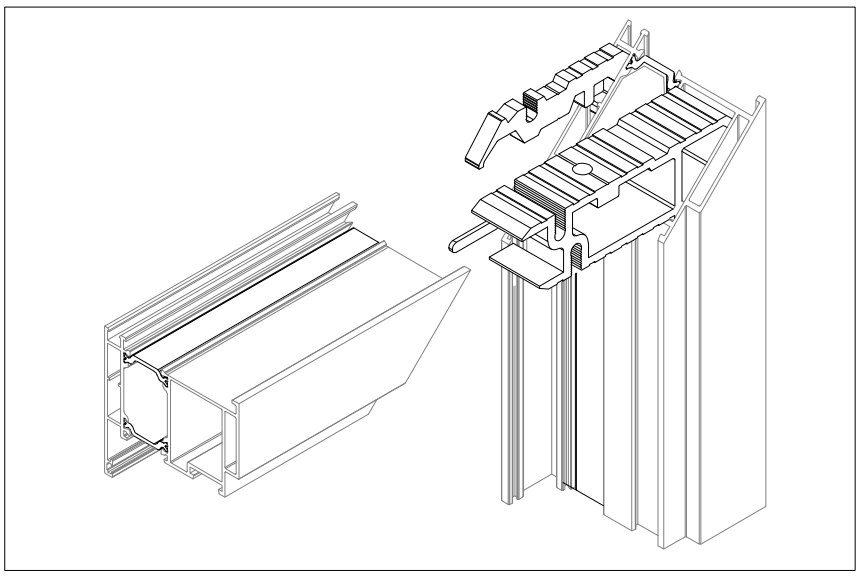


PRESJEK A-A
CROSS-SECTION A-A

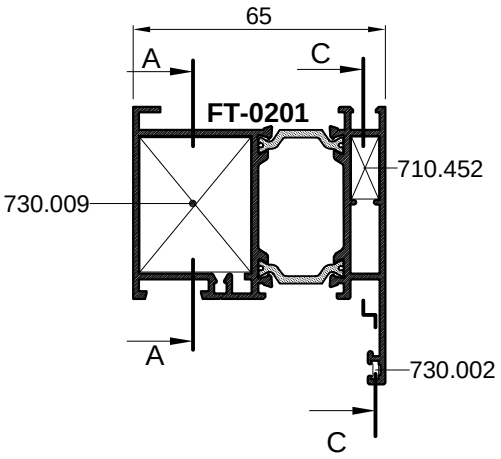
Spajanje kutnom spojnicom 710.452 uprešavanjem stijenke profila prema kutnoj spojnici
Corn. brac. connection 710.452 aluminium profile corner crimping

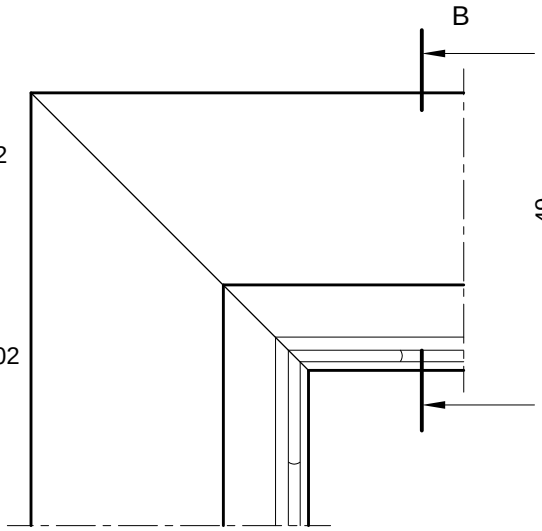


PRESJEK C-C
CROSS-SECTION C-C

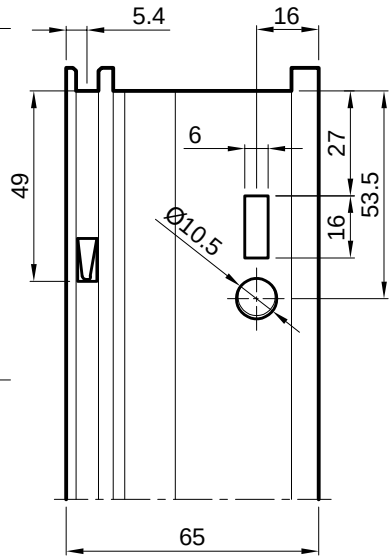


SPAJANJE PROFILA FT-0201; KUTNIM SPOJNICAMA; 730.009, 710.452
CONNECTION OF PROFILE FT-0201; WITH CORNER BRACKETS; 730.009, 710.452

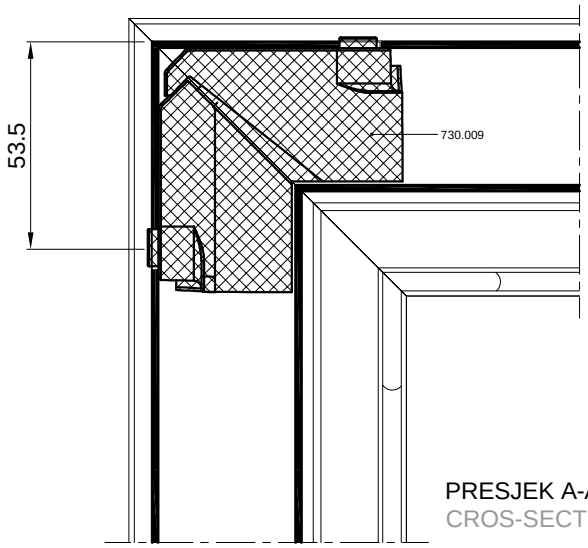




PRESJEK B-B
CROS-SECTION B-B

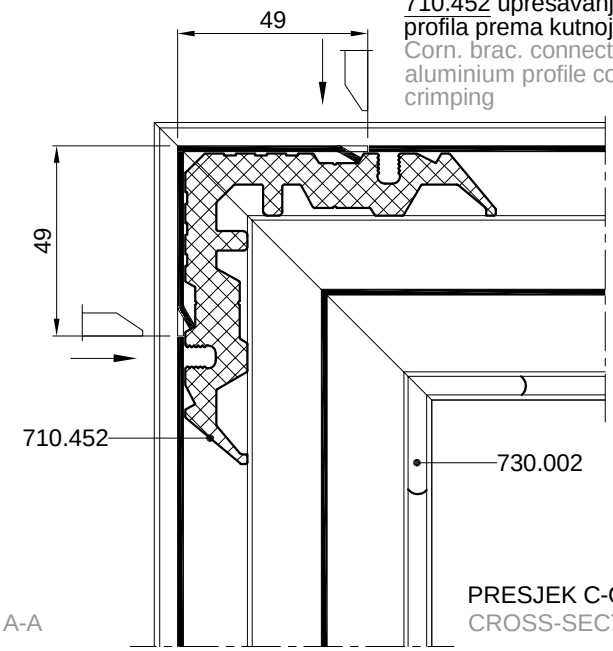


Spajanje kutnom spojnicom 730.009 s predobradom štancanja - (štanca S1)
Connection with corner bracket 730.009 with punching preprocessing - (punch S1)



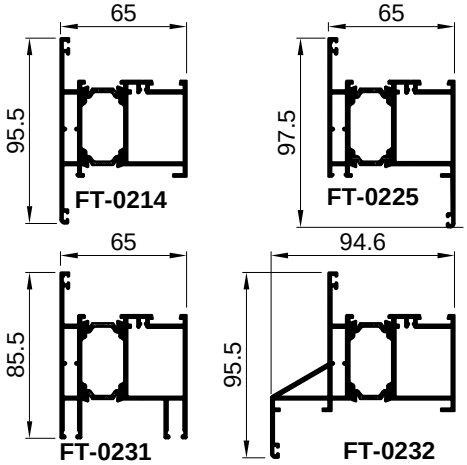
PRESJEK A-A
CROS-SECTION A-A

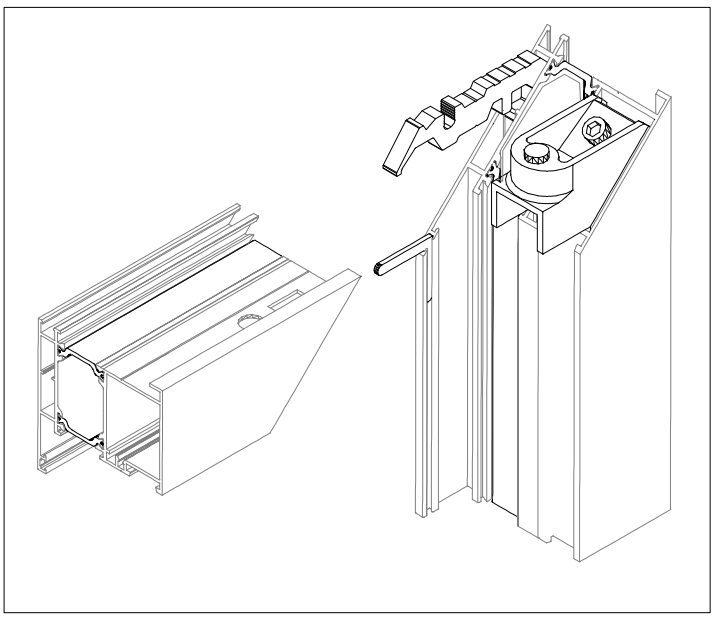
Spajanje kutnom spojnicom 710.452 uprešavanjem stijenke profila prema kutnoj spojnici
Corn. brac. connection 710.452 aluminium profile corner crimping



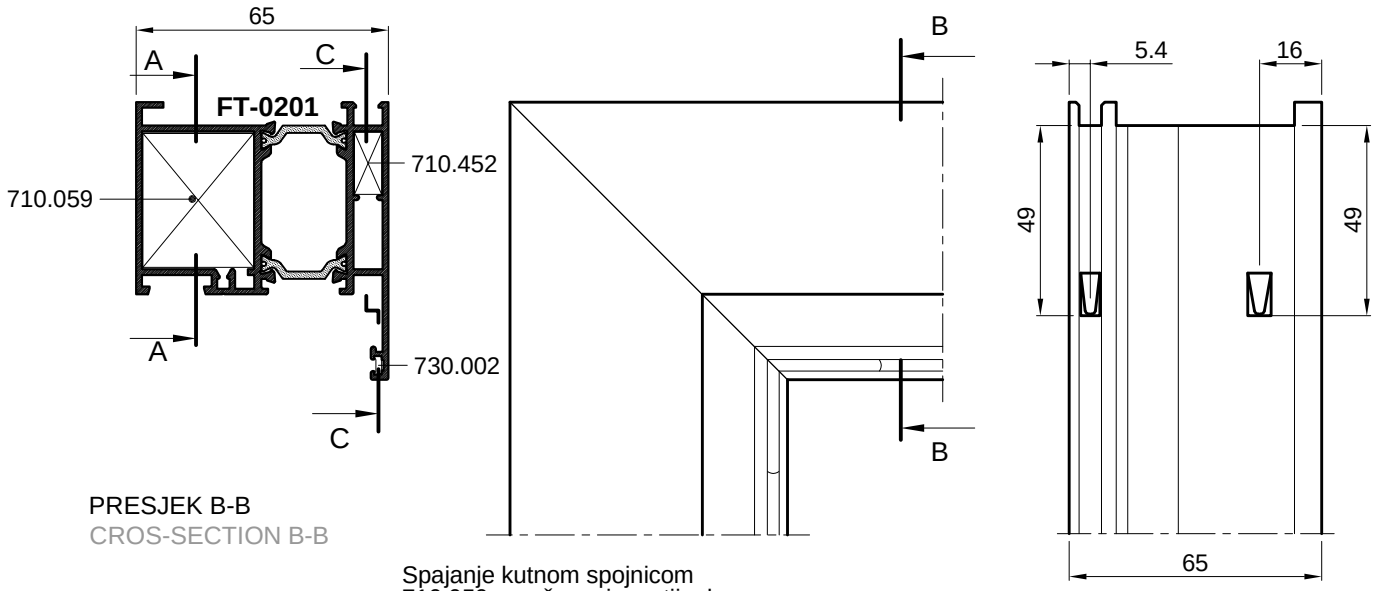
PRESJEK C-C
CROSS-SECTION C-C

OVAJ RASPORED I NAČIN SPAJANJA KUTNIM SPOJNICAMA PRIMJENJIV JE I NA PROFILE RAMA: **FT-0214, FT-0225, FT-0231, i FT-0232**
THIS ARRANGEMENT AND BINDING METHOD WITH CORNER BRACKETS IS ALSO APPLICABLE FOR FRAME PROFILES **FT-0214, FT-0225, FT-0231,** AND **FT-0232**





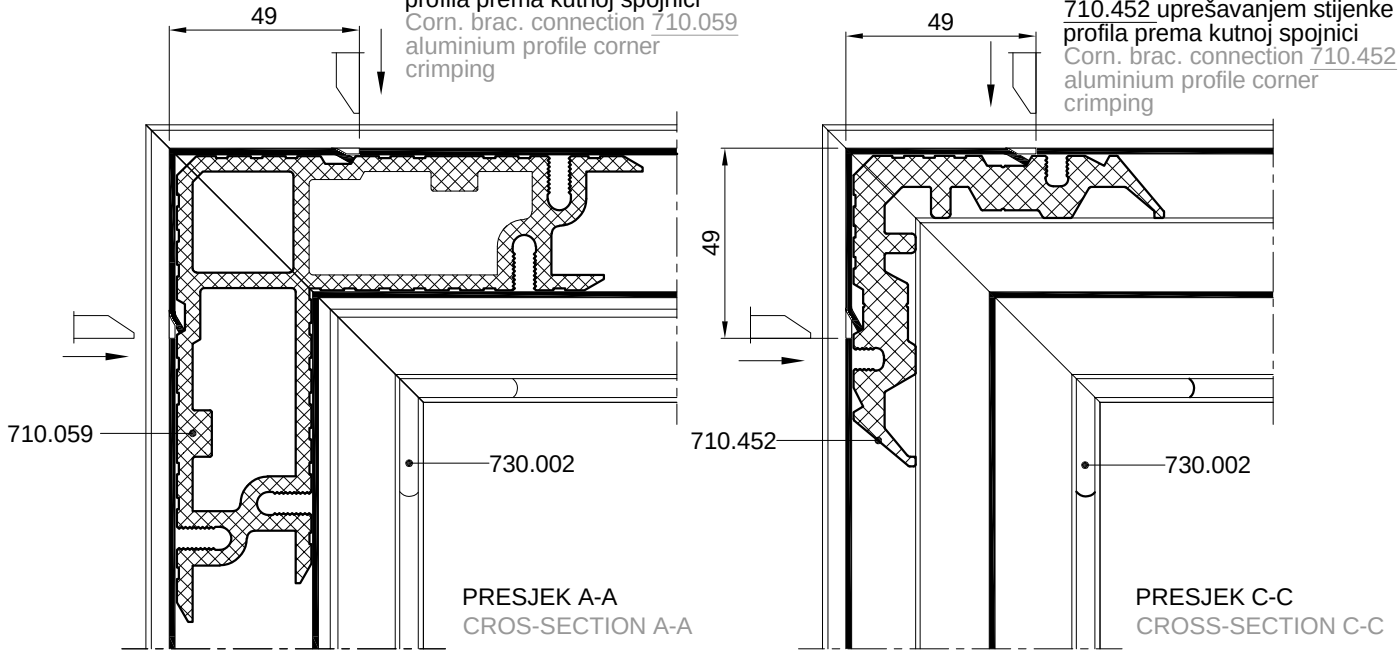
SPAJANJE PROFILA FT-0201; KUTNIM SPOJNICAMA; 710.059, 710.452
CONNECTION OF PROFILE FT-0201; WITH CORNER BRACKETS; 710.059, 710.452



PRESJEK B-B
CROS-SECTION B-B

Spajanje kutnom spojnicom 710.059 uprešavanjem stijenke profila prema kutnoj spojnici
Corn. brac. connection 710.059 aluminium profile corner crimping

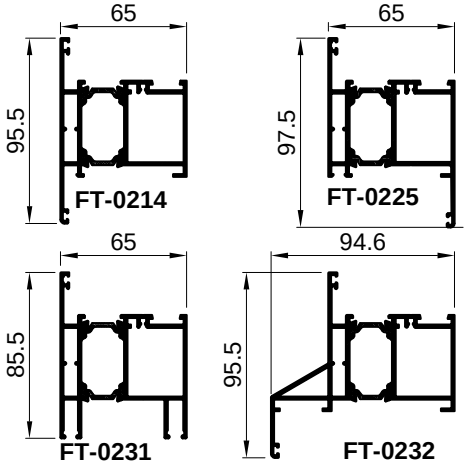
Spajanje kutnom spojnicom 710.452 uprešavanjem stijenke profila prema kutnoj spojnici
Corn. brac. connection 710.452 aluminium profile corner crimping

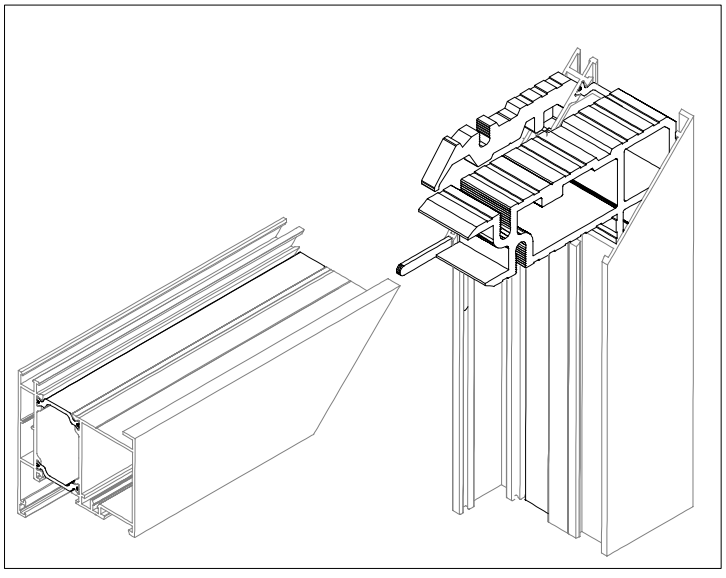


PRESJEK A-A
CROS-SECTION A-A

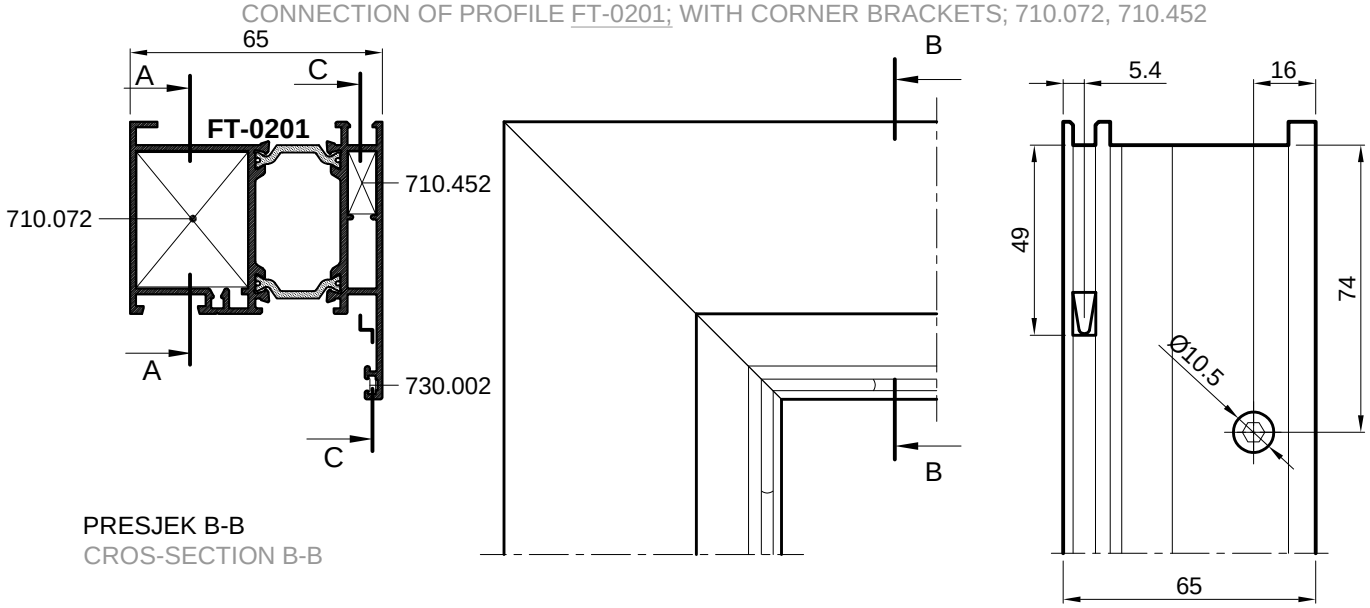
PRESJEK C-C
CROSS-SECTION C-C

OVAJ RASPORED I NAČIN SPAJANJA KUTNIM SPOJNICAMA PRIMJENJIV JE I NA PROFILE RAMA: **FT-0214, FT-0225, FT-0231, i FT-0232**
THIS ARRANGEMENT AND BIDING METHOD WITH CORNER BRACKETS IS ALSO APPLICABLE FOR FRAME PROFILES **FT-0214, FT-0225, FT-0231,** AND **FT-0232**



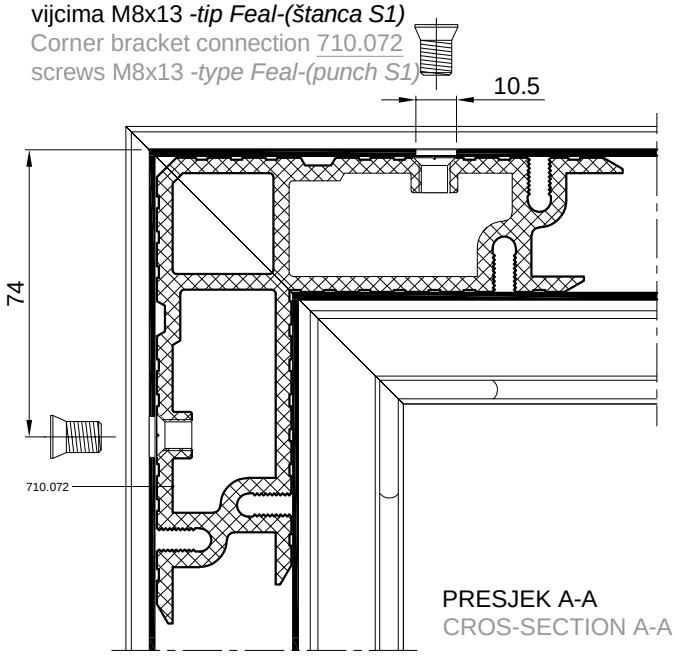


SPAJANJE PROFILA FT-0201; KUTNIM SPOJNICAMA; 710.072, 710.452
CONNECTION OF PROFILE FT-0201; WITH CORNER BRACKETS; 710.072, 710.452



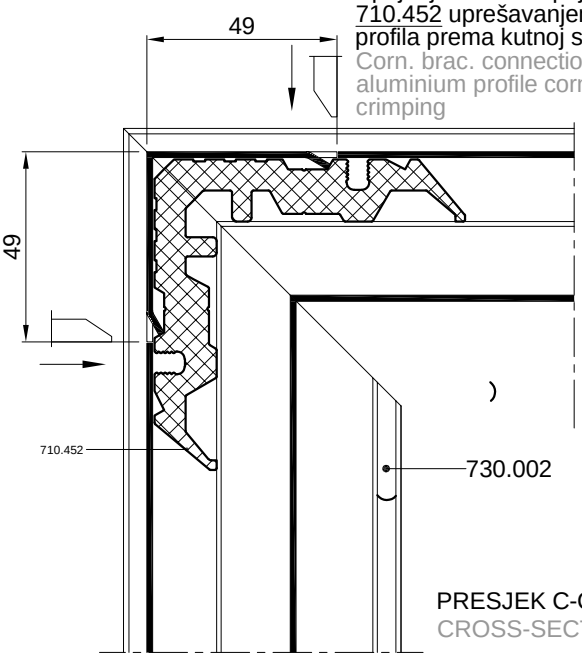
PRESJEK B-B
CROS-SECTION B-B

Spajanje kutnom spojnicom 710.072 vijcima M8x13 *-tip Feal-(štanca S1)*
Corner bracket connection 710.072 screws M8x13 *-type Feal-(punch S1)*



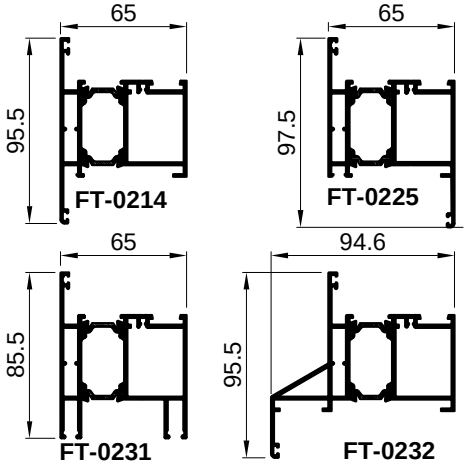
PRESJEK A-A
CROS-SECTION A-A

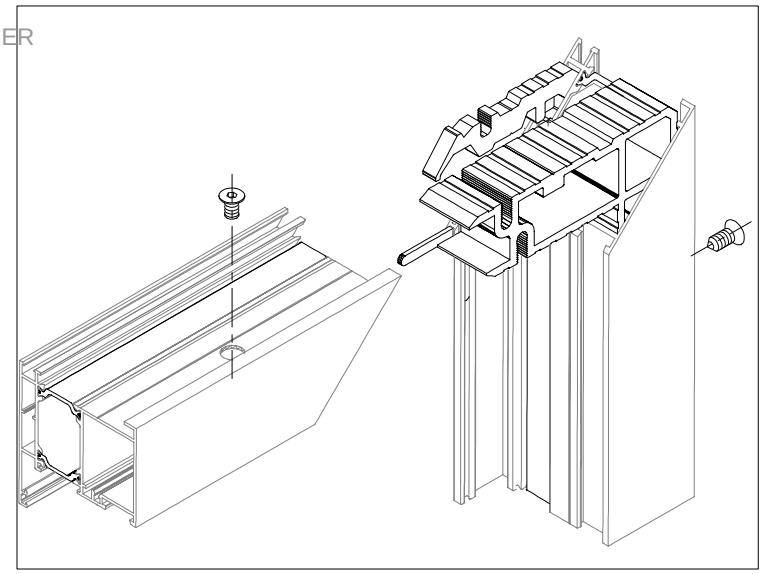
Spajanje kutnom spojnicom 710.452 uprešavanjem stijenke profila prema kutnoj spojnici
Corn. brac. connection 710.452 aluminium profile corner crimping



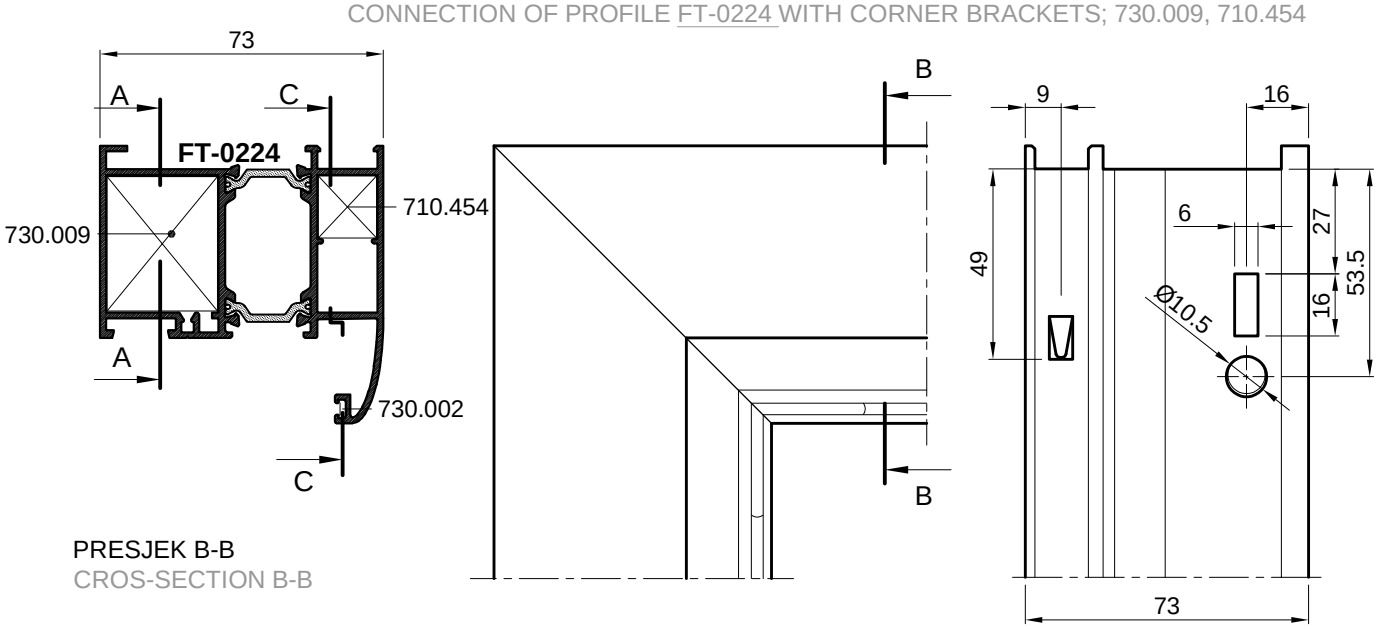
PRESJEK C-C
CROSS-SECTION C-C

OVAJ RASPORED I NAČIN SPAJANJA KUTNIM SPOJNICAMA PRIMJENJIV JE I NA PROFILE RAMA: **FT-0214, FT-0225, FT-0231, i FT-0232**
THIS ARRANGEMENT AND BINDING METHOD WITH CORNER BRACKETS IS ALSO APPLICABLE FOR FRAME PROFILES **FT-0214, FT-0225, FT-0231** AND **FT-0232**



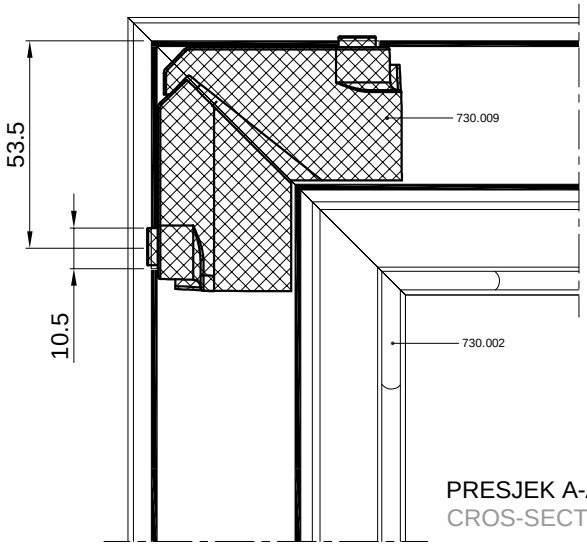


SPAJANJE PROFILA FT-0224 KUTNIM SPOJNICAMA; 730.009, 710.454
CONNECTION OF PROFILE FT-0224 WITH CORNER BRACKETS; 730.009, 710.454



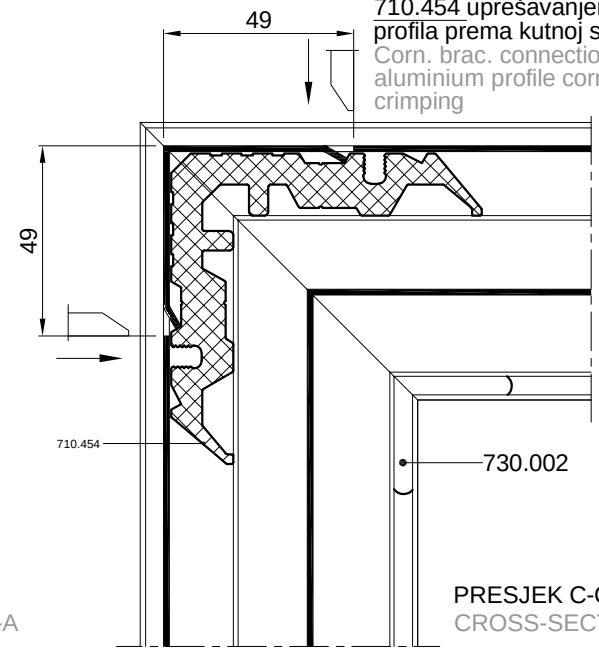
PRESJEK B-B
CROS-SECTION B-B

Spajanje kutnom spojnicom 730.009 s predobradom štancanja-(štanca S1)
Connection with corner bracket 730.009 with punching preprocessing-(punch S1)



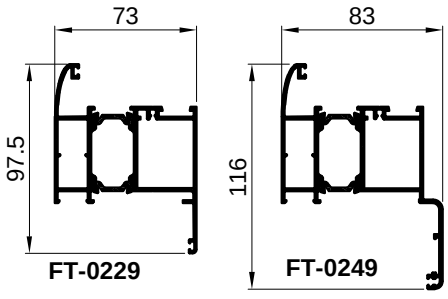
PRESJEK A-A
CROS-SECTION A-A

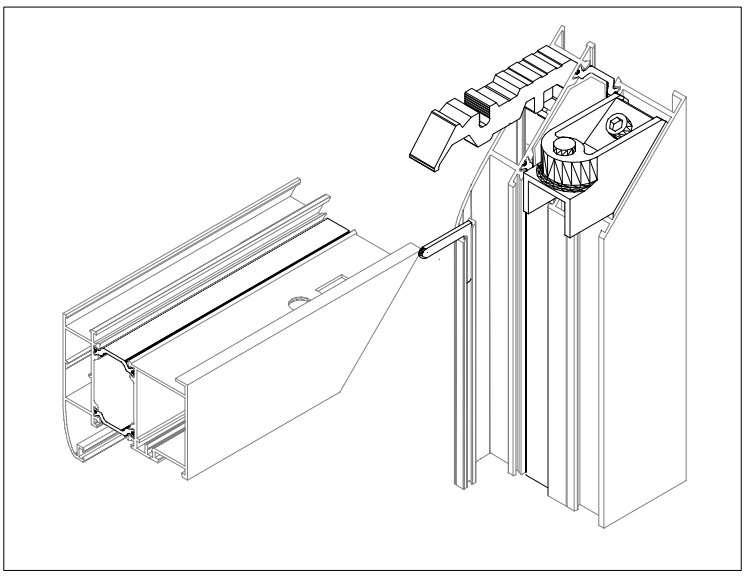
Spajanje kutnom spojnicom 710.454 upresavanjem stijenke profila prema kutnoj spojnici
Corn. brac. connection 710.454 aluminium profile corner crimping



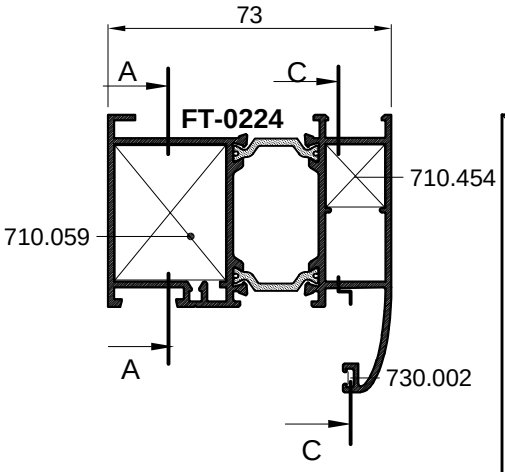
PRESJEK C-C
CROSS-SECTION C-C

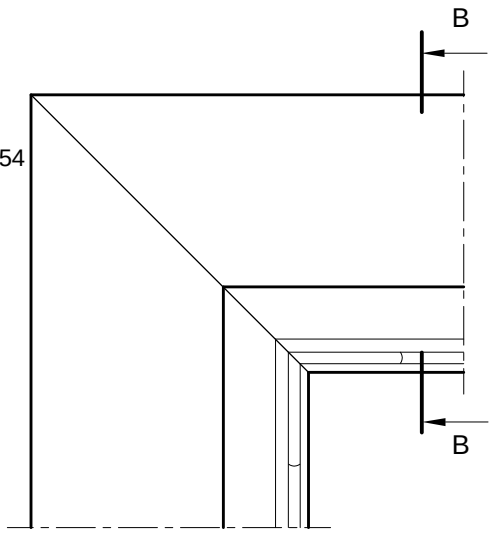
OVAJ RASPORED I NAČIN SPAJANJA KUTNIM SPOJNICAMA PRIMJENJIV JE I NA PROFILE RAMA **FT-0229** i **FT-0249**
THIS ARRANGEMENT AND BIDING METHOD WITH CORNER BRACKETS IS ALSO APPLICABLE FOR FRAME PROFILE **FT-0229** AND **FT-0249**



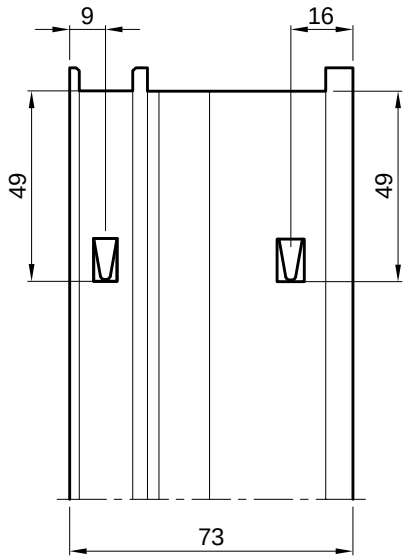


SPAJANJE PROFILA FT-0224 KUTNIM SPOJNICAMA; 710.059, 710.454
CONNECTION OF PROFILE FT-0224 WITH CORNER BRACKETS; 710.059, 710.454

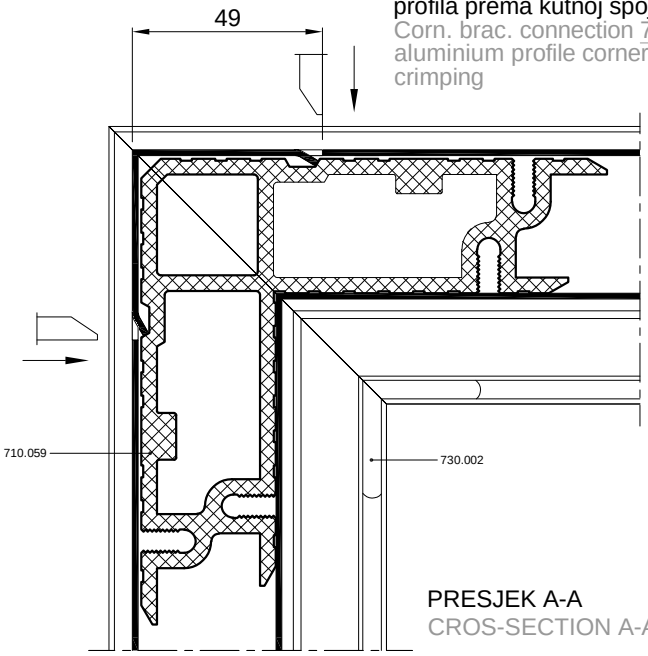




PRESJEK B-B
CROS-SECTION B-B

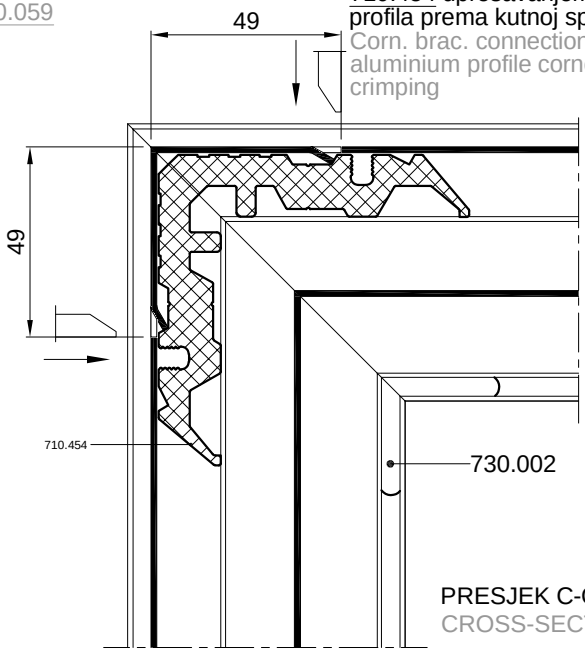


Spajanje kutnom spojnicom 710.059 uprešavanjem stijenke profila prema kutnoj spojnici
Corn. brac. connection 710.059 aluminium profile corner crimping



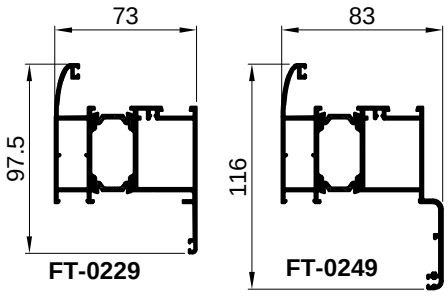
PRESJEK A-A
CROS-SECTION A-A

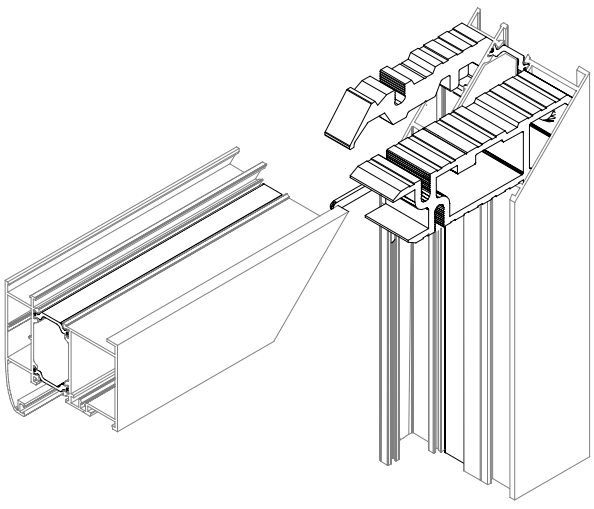
Spajanje kutnom spojnicom 710.454 uprešavanjem stijenke profila prema kutnoj spojnici
Corn. brac. connection 710.454 aluminium profile corner crimping



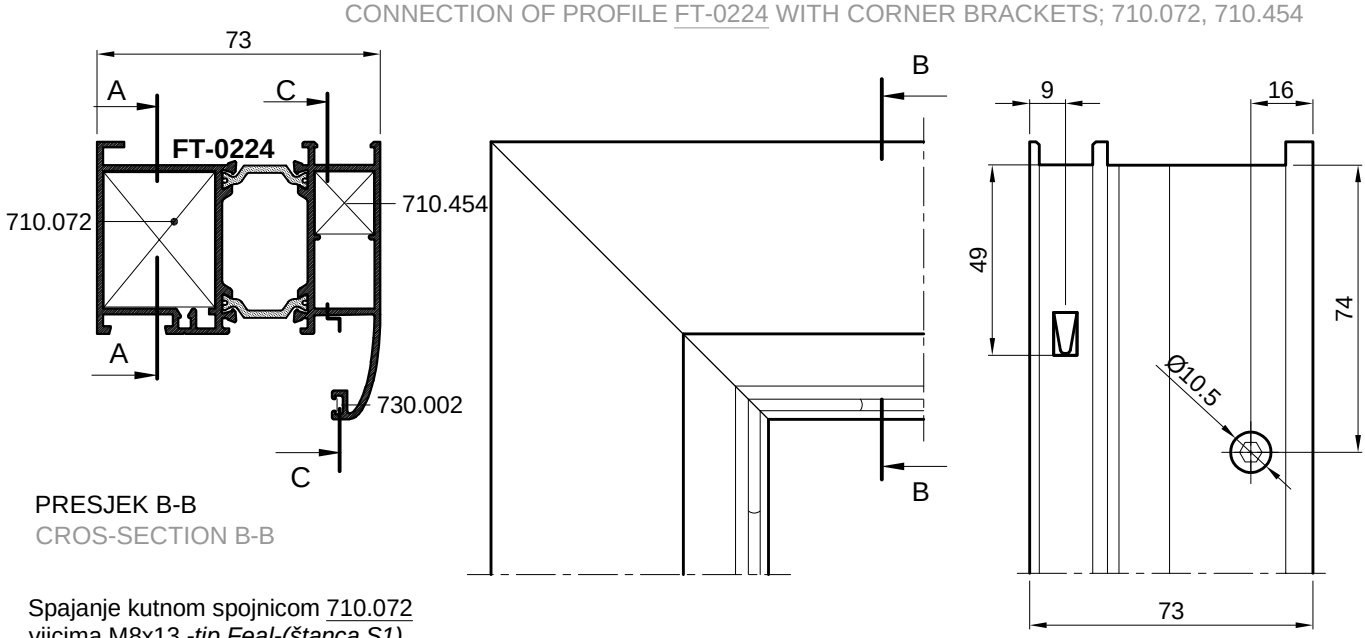
PRESJEK C-C
CROSS-SECTION C-C

OVAJ RASPORED I NAČIN SPAJANJA KUTNIM SPOJNICAMA PRIMJENJIV JE I NA PROFILE RAMA **FT-0229** i **FT-0249**
THIS ARRANGEMENT AND BIDING METHOD WITH CORNER BRACKETS IS ALSO APPLICABLE FOR FRAME PROFILE **FT-0229** AND **FT-0249**



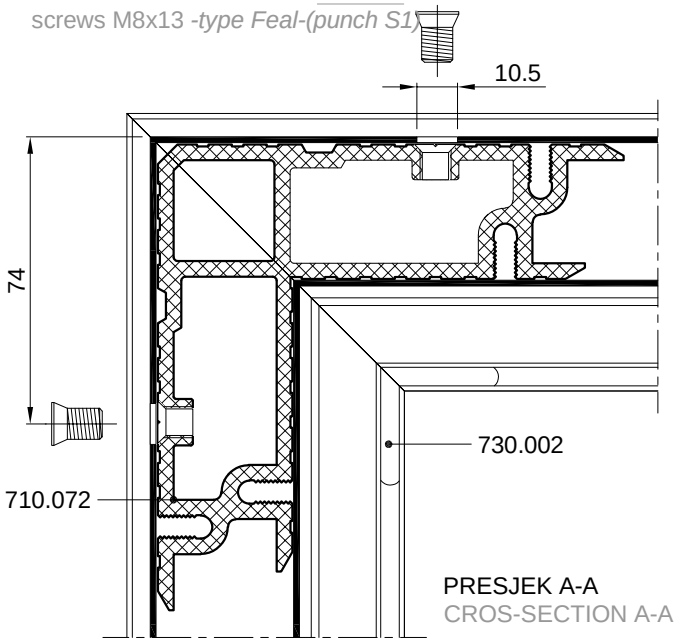


SPAJANJE PROFILA FT-0224 KUTNIM SPOJNICAMA; 710.072, 710.454
CONNECTION OF PROFILE FT-0224 WITH CORNER BRACKETS; 710.072, 710.454



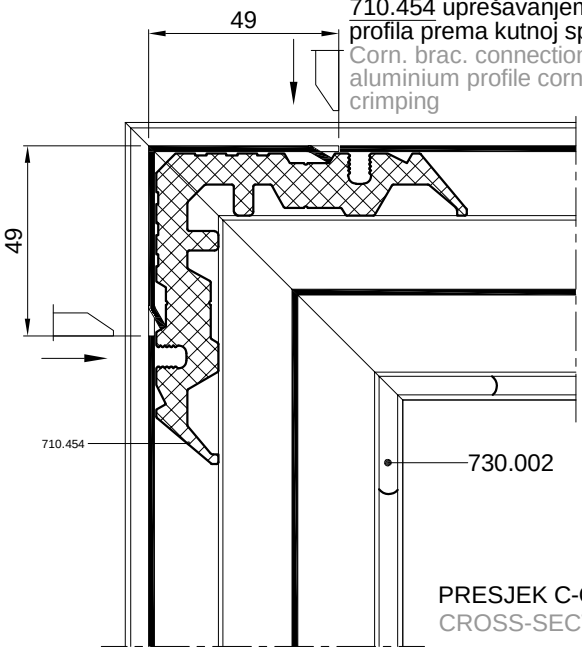
PRESJEK B-B
CROS-SECTION B-B

Spajanje kutnom spojnicom 710.072 vijcima M8x13 *-tip Feal-(štanca S1)*
Corner bracket connection 710.072 screws M8x13 *-type Feal-(punch S1)*



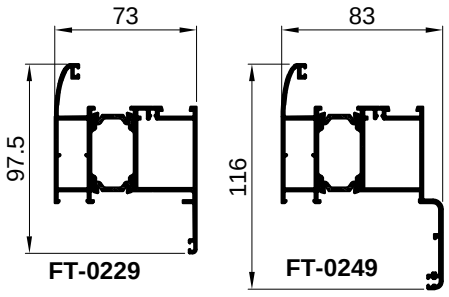
PRESJEK A-A
CROS-SECTION A-A

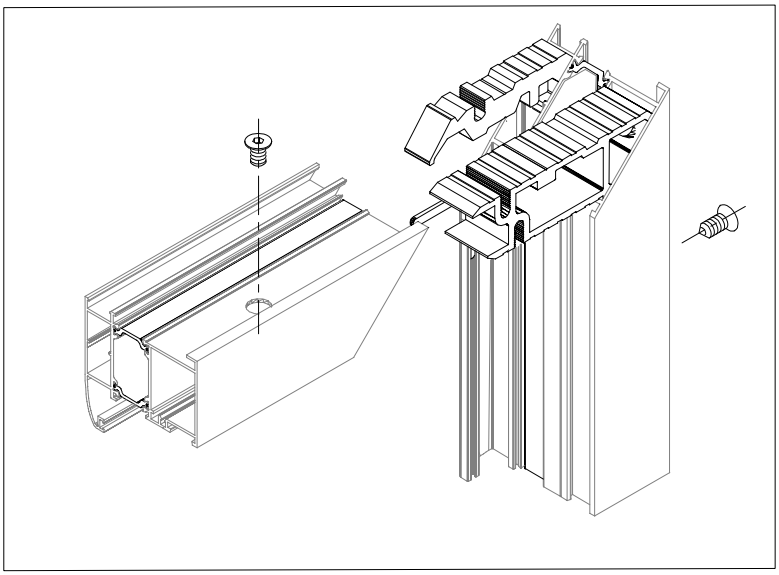
Spajanje kutnom spojnicom 710.454 uprešavanjem stijenke profila prema kutnoj spojnici
Corn. brac. connection 710.454 aluminium profile corner crimping



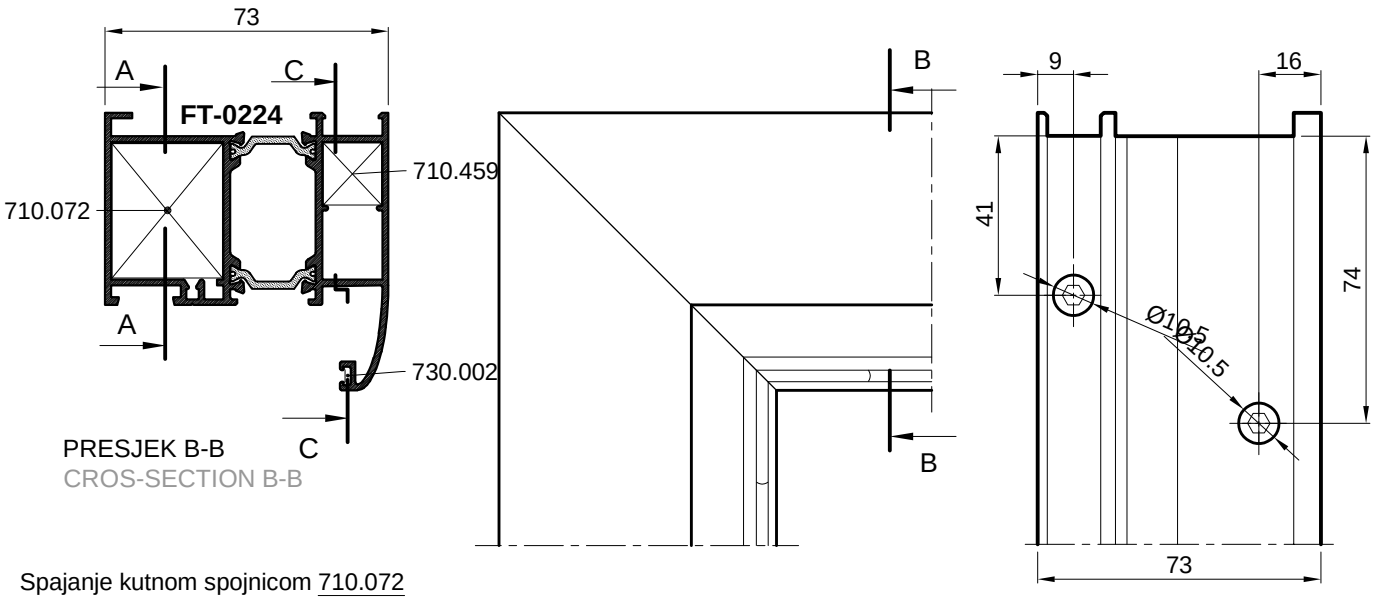
PRESJEK C-C
CROSS-SECTION C-C

OVAJ RASPORED I NAČIN SPAJANJA KUTNIM SPOJNICAMA PRIMJENJIV JE I NA PROFILE RAMA **FT-0229** i **FT-0249**
THIS ARRANGEMENT AND BIDING METHOD WITH CORNER BRACKETS IS ALSO APPLICABLE FOR FRAME PROFILE **FT-0229** AND **FT-0249**

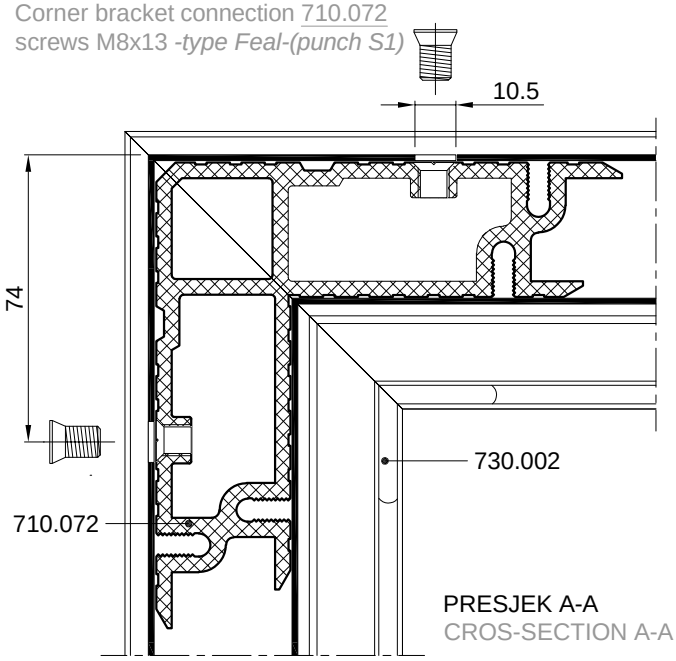




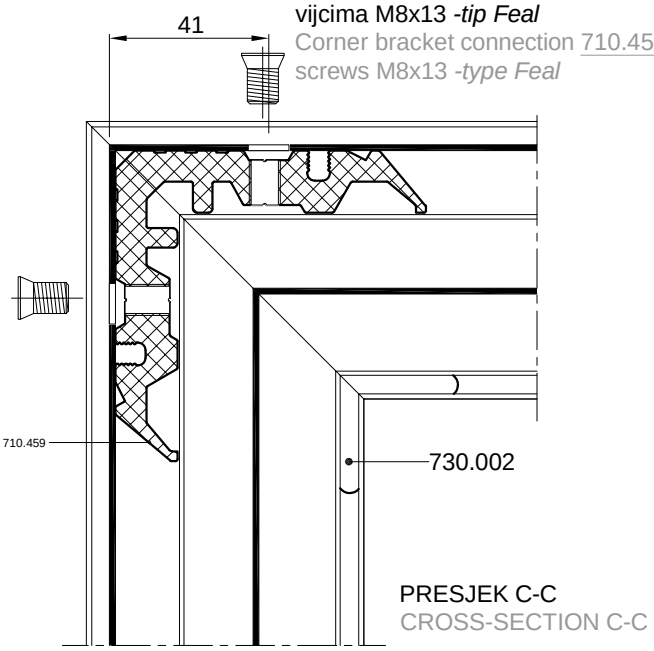
SPAJANJE PROFILA FT-0224 KUTNIM SPOJNICAMA; 710.072, 710.459
CONNECTION OF PROFILE FT-0224 WITH CORNER BRACKETS; 710.072, 710.459



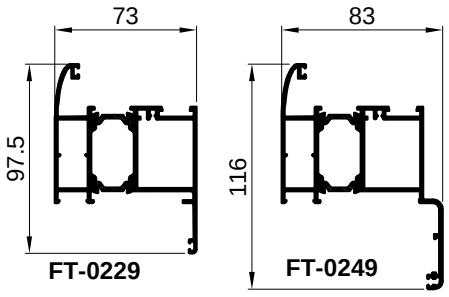
Spajanje kutnom spojnicom 710.072
vijcima M8x13 *-tip Feal-(štanca S1)*
Corner bracket connection 710.072
screws M8x13 *-type Feal-(punch S1)*

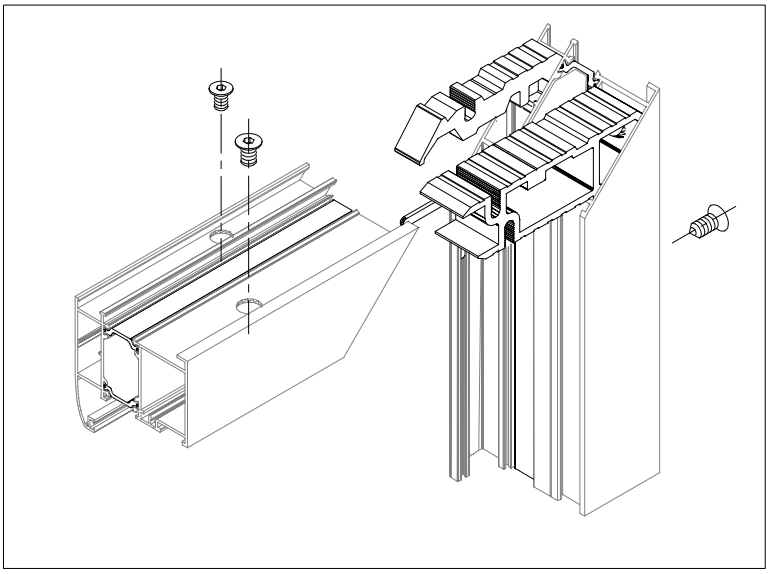


Spajanje kutnom spojnicom 710.459
vijcima M8x13 *-tip Feal*
Corner bracket connection 710.459
screws M8x13 *-type Feal*

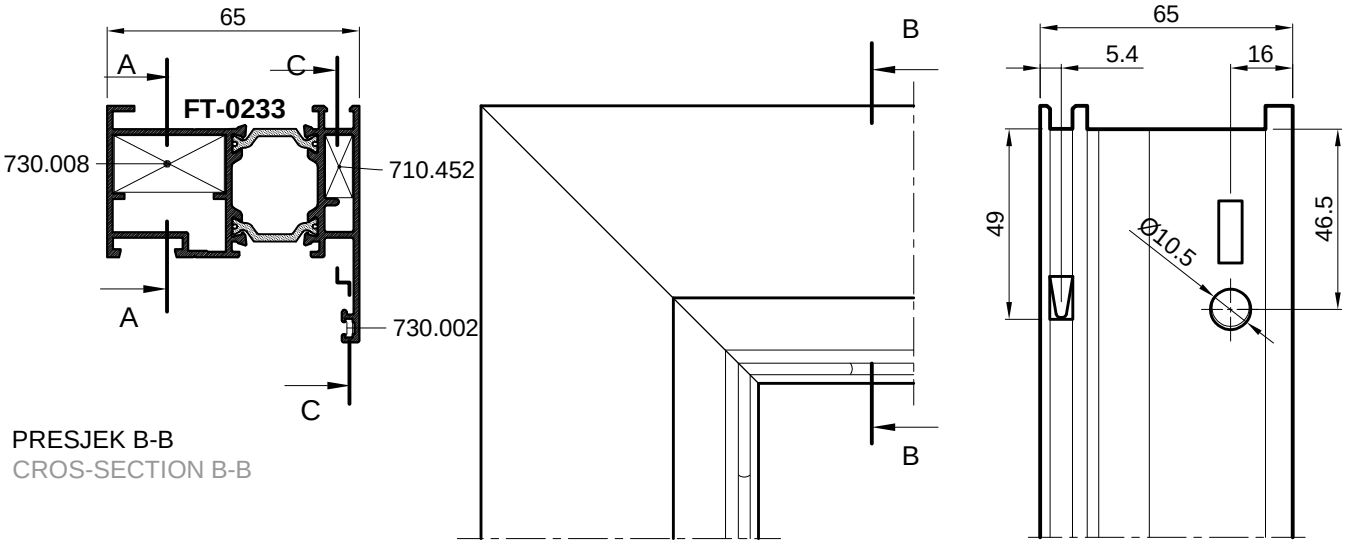


OVAJ RASPORED I NAČIN SPAJANJA KUTNIM SPOJNICAMA PRIMJENJIV JE I NA PROFILE RAMA **FT-0229** i **FT-0249**
THIS ARRANGEMENT AND BIDING METHOD WITH CORNER BRACKETS IS ALSO APPLICABLE FOR FRAME PROFILE **FT-0229** AND **FT-0249**



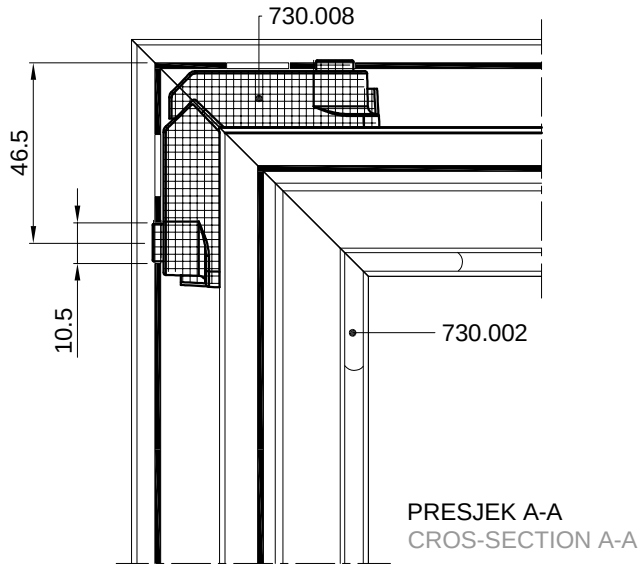


SPAJANJE PROFILA FT-0233 KUTNIM SPOJNICAMA; 730.008, 710.452
CONNECTION OF PROFILE FT-0233 WITH CORNER BRACKETS; 730.008, 710.452



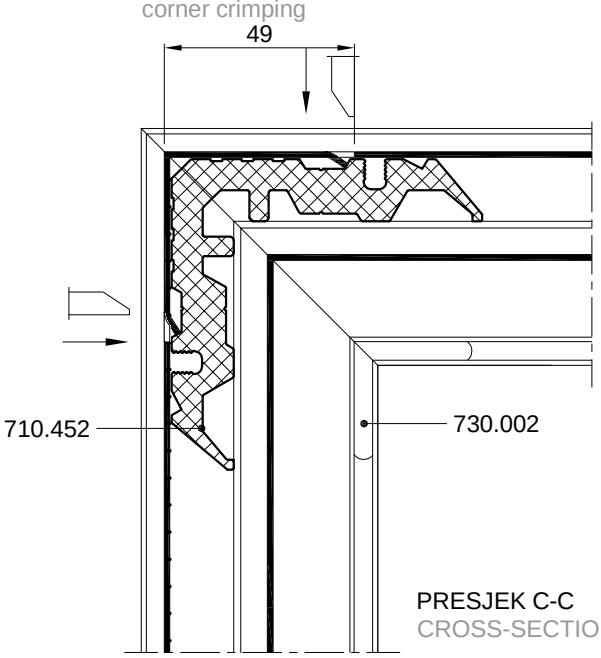
PRESJEK B-B
CROS-SECTION B-B

Spajanje kutnom spojnicom 730.008 s predobradom štancanja-(štanca S1)
Connectin with corner bracket 730.008 with punching preprocessing-(punch S1)

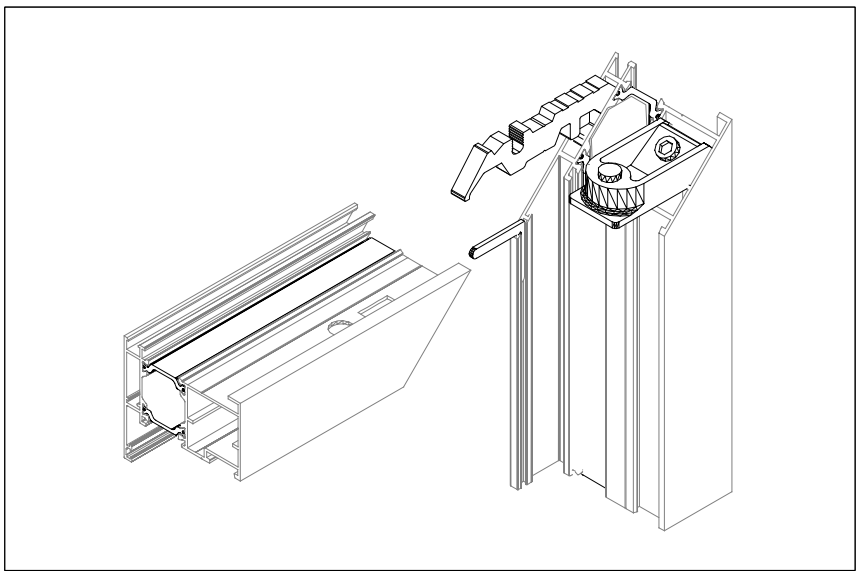


PRESJEK A-A
CROS-SECTION A-A

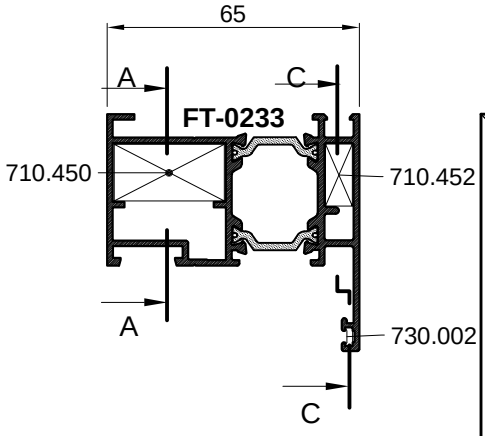
Spajanje kutnom spojnicom 710.452 uprešavanjem stijenke profila prema kutnoj spojnici
Corn. brac. connection 710.452 aluminium profile corner crimping

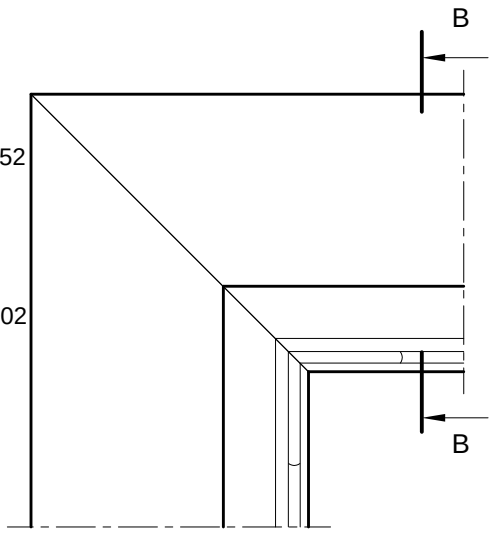


PRESJEK C-C
CROSS-SECTION C-C

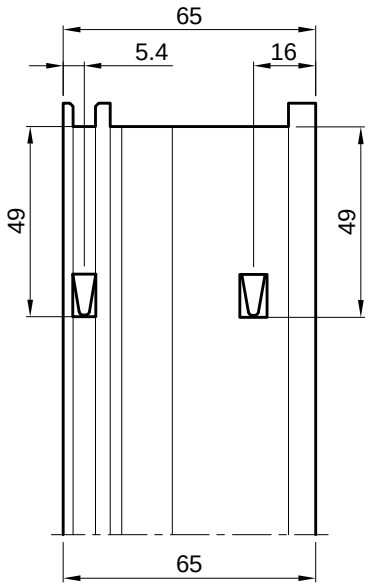


SPAJANJE PROFILA FT-0233 KUTNIM SPOJNICAMA; 710.450, 710.452
CONECTION OF PROFILE FT-0233 WITH CORNER BRACKETS; 710.450, 710.452

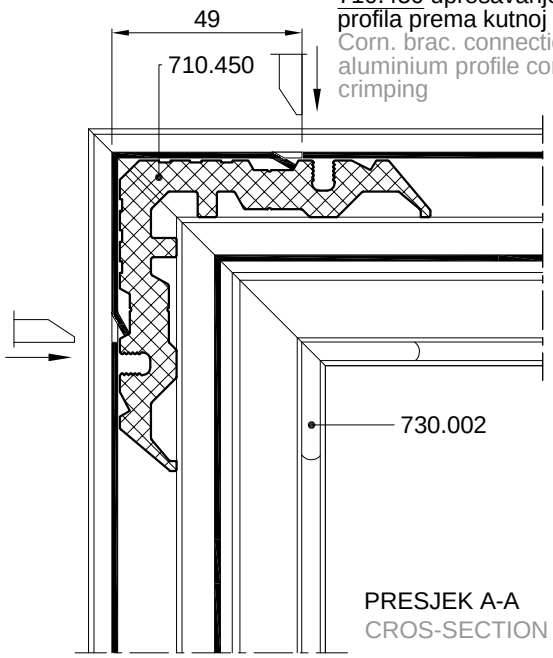




PRESJEK B-B
CROS-SECTION B-B

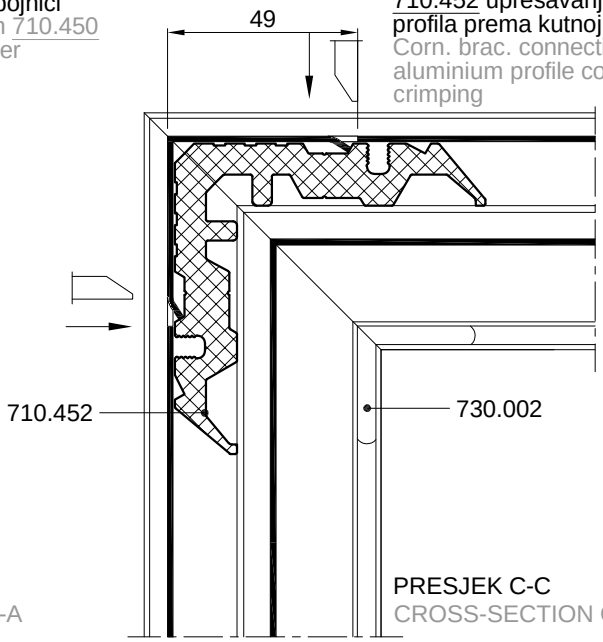


Spajanje kutnom spojnicom 710.450 uprešavanjem stijenke profila prema kutnoj spojnici
Corn. brac. connection 710.450 aluminium profile corner crimping

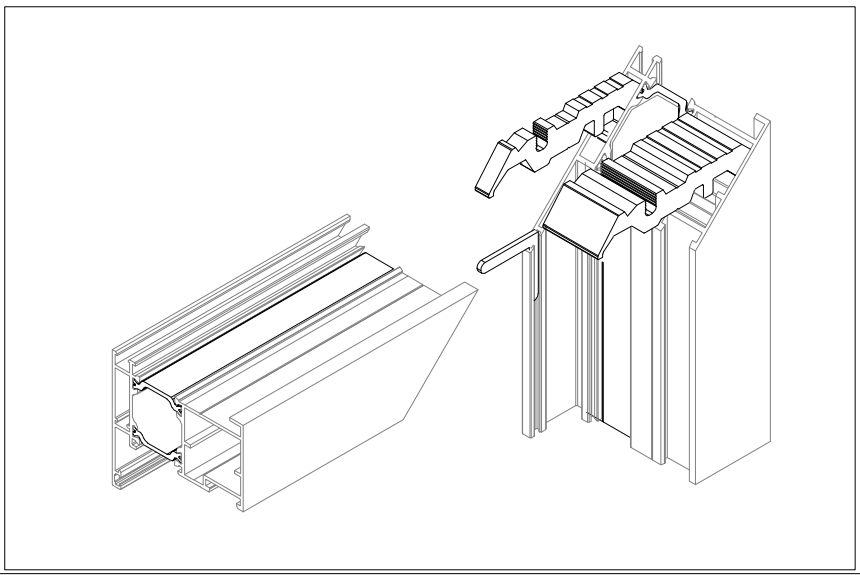


PRESJEK A-A
CROS-SECTION A-A

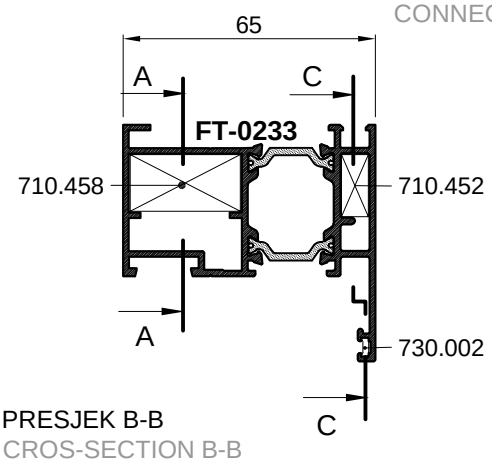
Spajanje kutnom spojnicom 710.452 uprešavanjem stijenke profila prema kutnoj spojnici
Corn. brac. connection 710.452 aluminium profile corner crimping



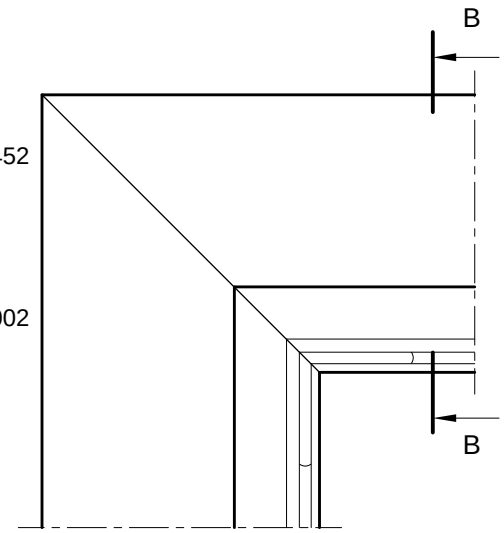
PRESJEK C-C
CROSS-SECTION C-C

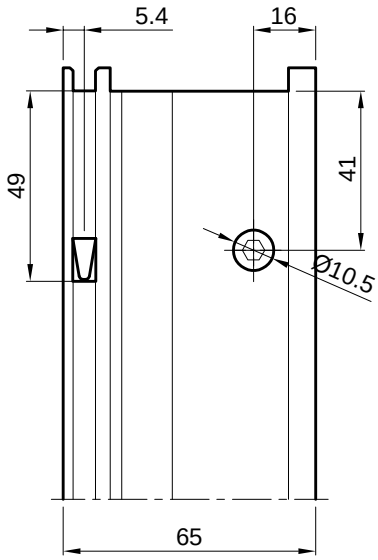


SPAJANJE PROFILA FT-0233 KUTNIM SPOJNICAMA; 710.458, 710.452
CONNECTION OF PROFILE FT-0233 WITH CORNER BRACETS; 710.458, 710.452

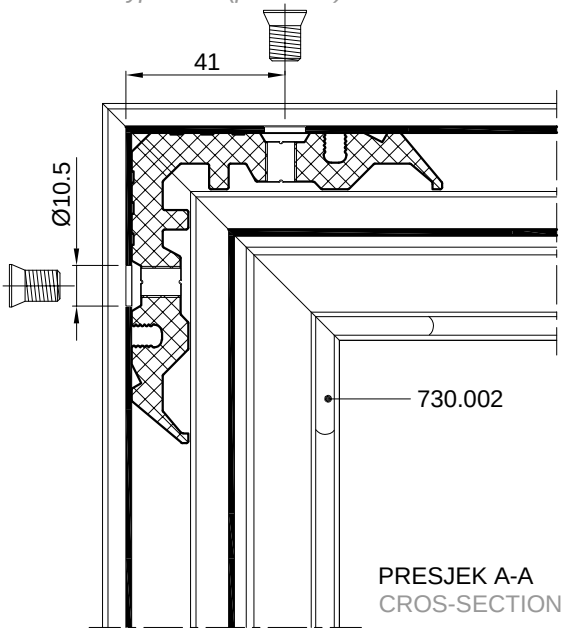


PRESJEK B-B
CROS-SECTION B-B



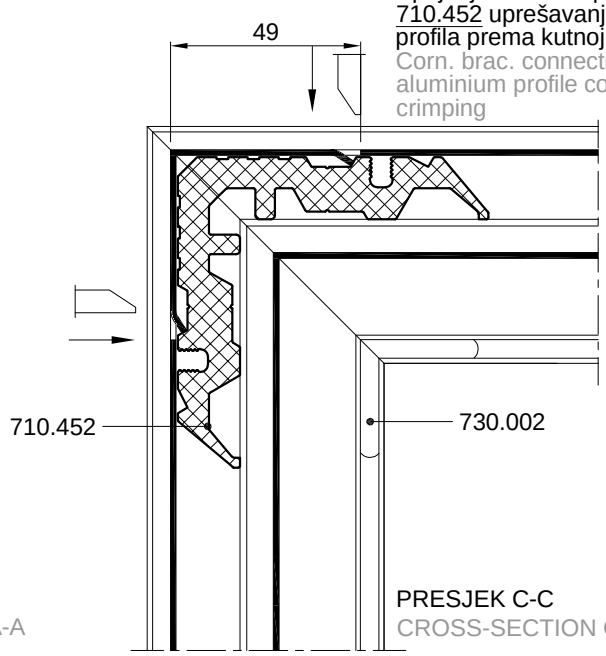


Spajanje kutnom spojnicom 710.458 vijcima M8x13 *-tip Feal-(štanca S1)*
Corner bracket connection 710.458 screws M8x13 *-type Feal-(punch S1)*

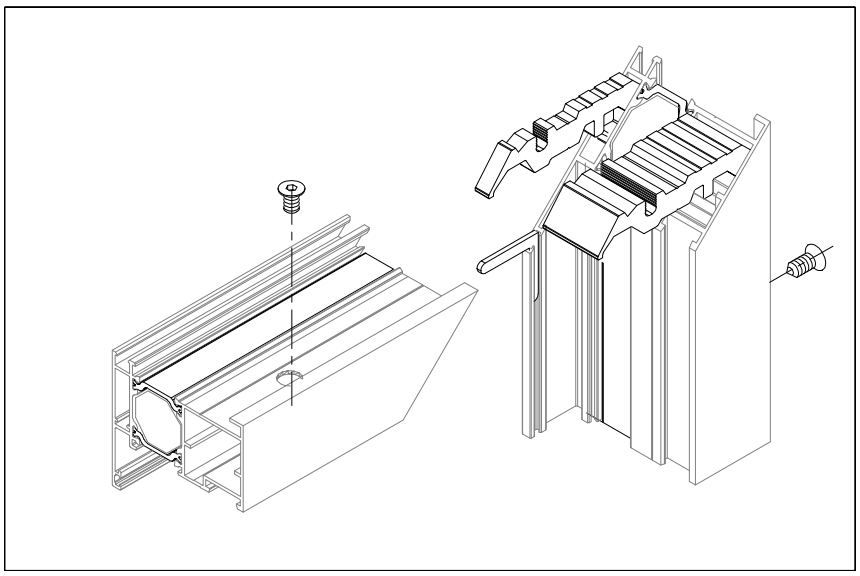


PRESJEK A-A
CROS-SECTION A-A

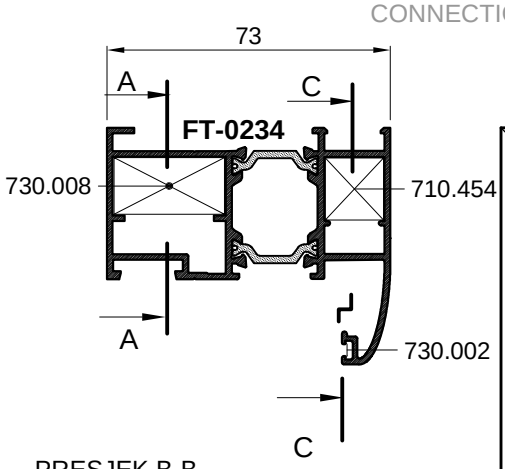
Spajanje kutnom spojnicom 710.452 uprešavanjem stijenke profila prema kutnoj spojnici
Corn. brac. connection 710.452 aluminium profile corner crimping



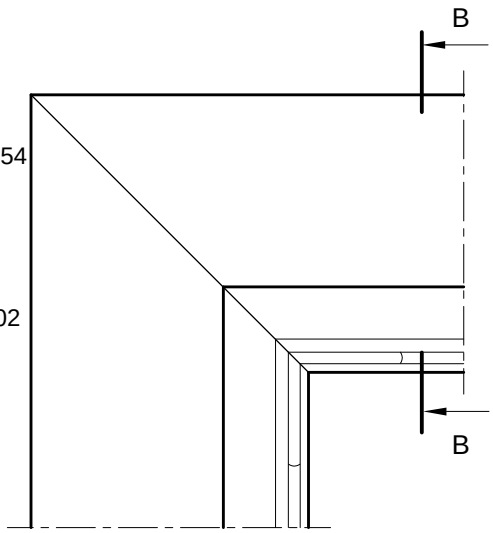
PRESJEK C-C
CROSS-SECTION C-C

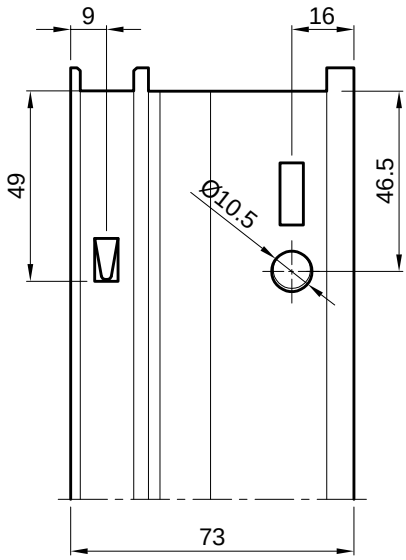


SPAJANJE PROFILA FT-0234 KUTNIM SPOJNICAMA; 730.008, 710.454
CONNECTION OF PROFILE FT-0234 WITH CORNER BRACKETS ; 730.008, 710.454

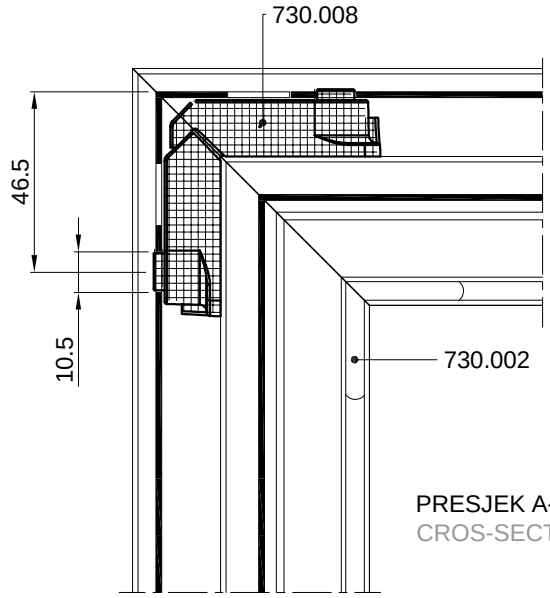


PRESJEK B-B
CROS-SECTION B-B



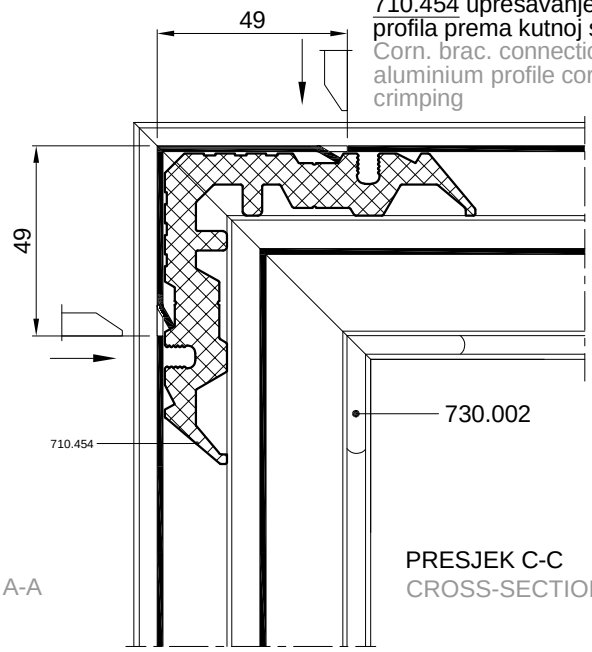


Spajanje kutnom spojnicom 730.008 s predobradom štancanja-(štanca S1)
Connectin with corner bracket 730.008 with punching preprocessing-(punch S1)

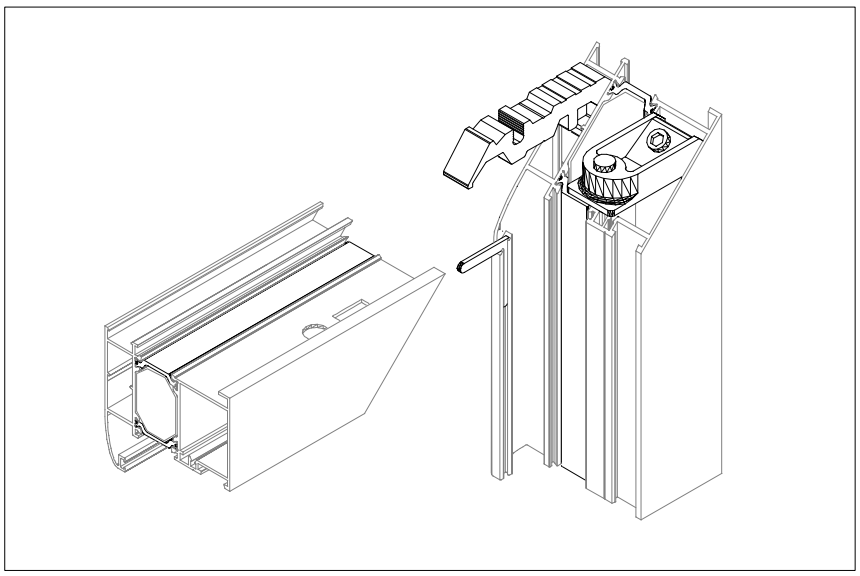


PRESJEK A-A
CROS-SECTION A-A

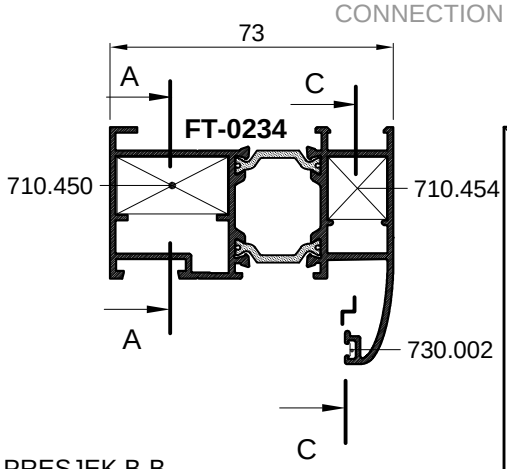
Spajanje kutnom spojnicom 710.454 uprešavanjem stijenke profila prema kutnoj spojnici
Corn. brac. connection 710.454 aluminium profile corner crimping



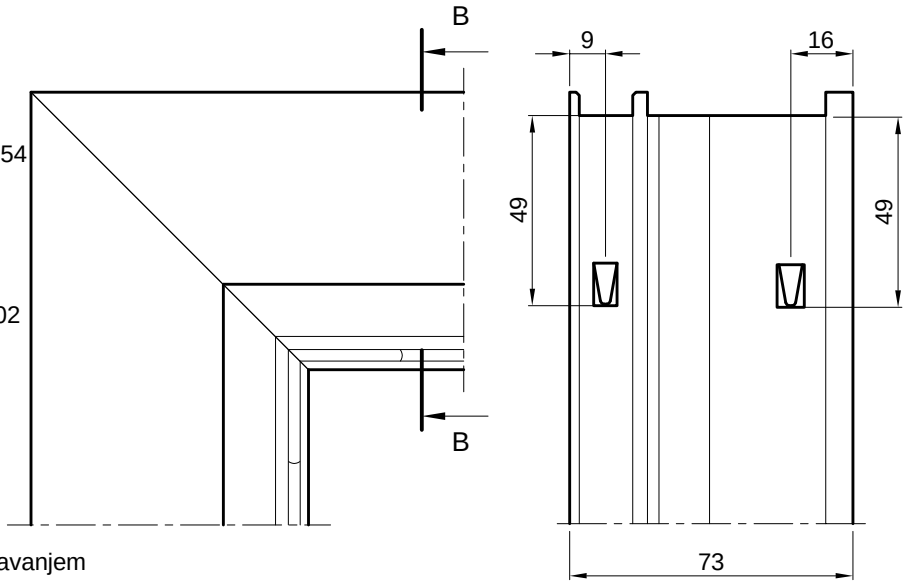
PRESJEK C-C
CROSS-SECTION C-C



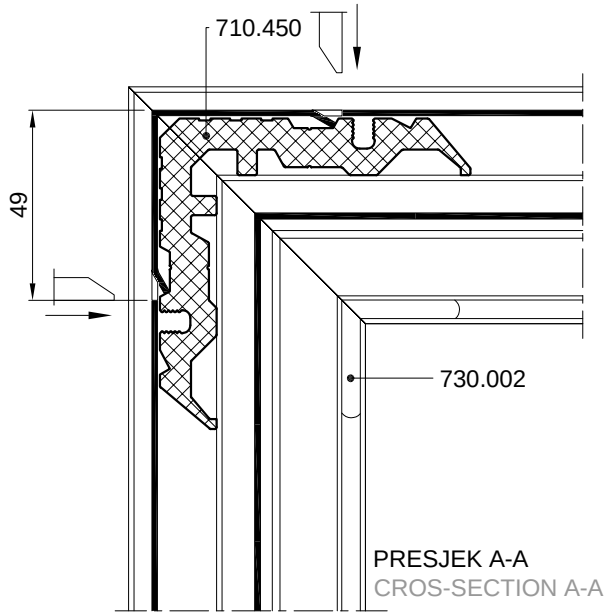
SPAJANJE PROFILA FT-0234 KUTNIM SPOJNICAMA; 710.450, 710.454
CONNECTION OF PROFILE FT-0234 WITH CORNER BRACKETS; 710.450, 710.454



PRESJEK B-B
CROS-SECTION B-B

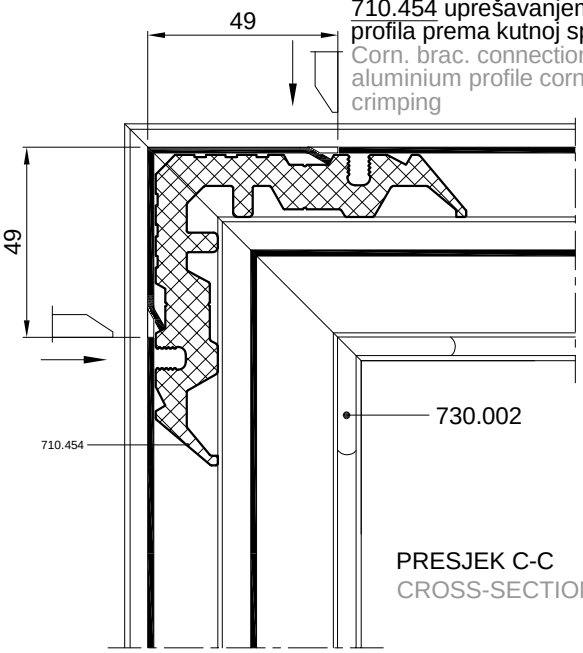


Spajanje kutnom spojnicom 710.450 uprešavanjem stijenke profila prema kutnoj spojnici
Corn. brac. connection 710.450 aluminium profile corner crimping

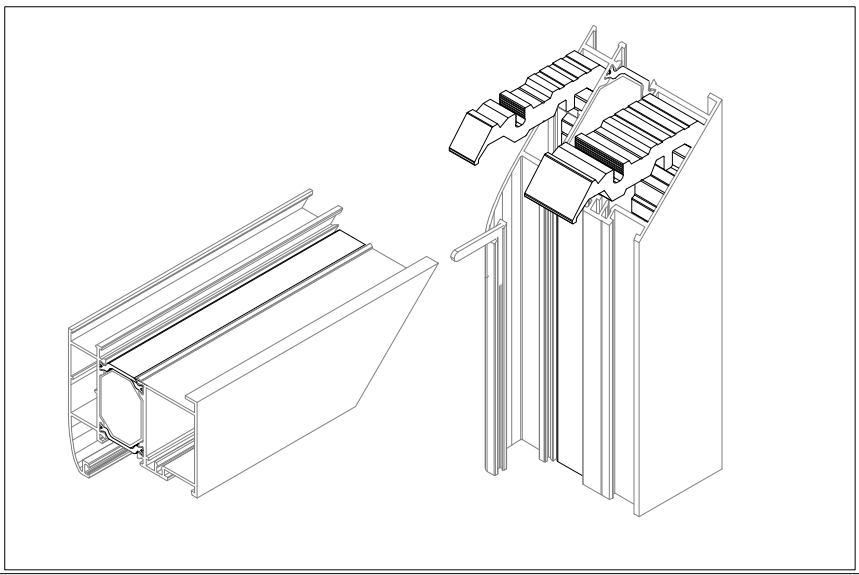


PRESJEK A-A
CROS-SECTION A-A

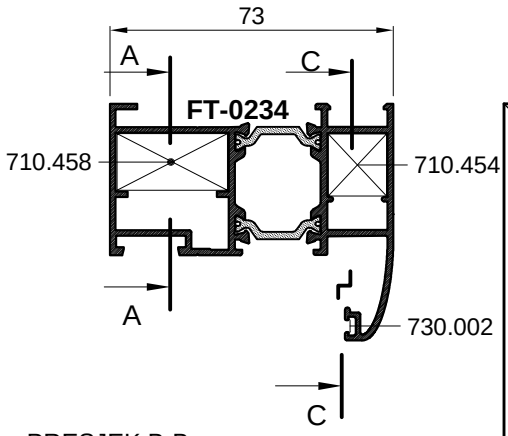
Spajanje kutnom spojnicom 710.454 uprešavanjem stijenke profila prema kutnoj spojnici
Corn. brac. connection 710.454 aluminium profile corner crimping



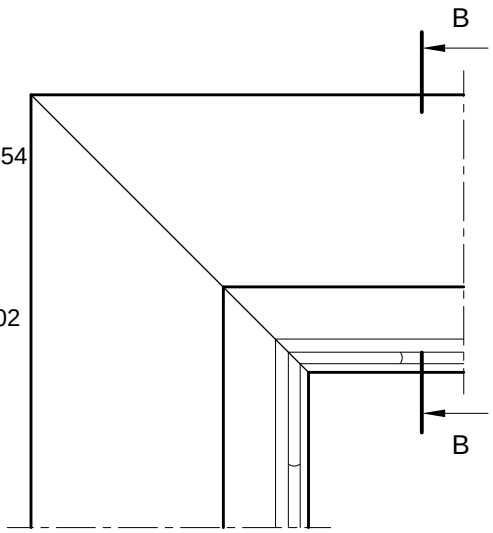
PRESJEK C-C
CROSS-SECTION C-C

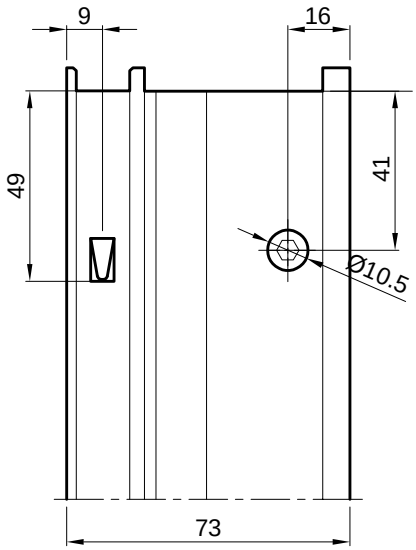


SPAJANJE PROFILA FT-0234 KUTNIM SPOJNICAMA; 710.458, 710.454
CONNECTION OF PROFILE FT-0234 WITH CORNER BRACKETS; 710.458, 710.454

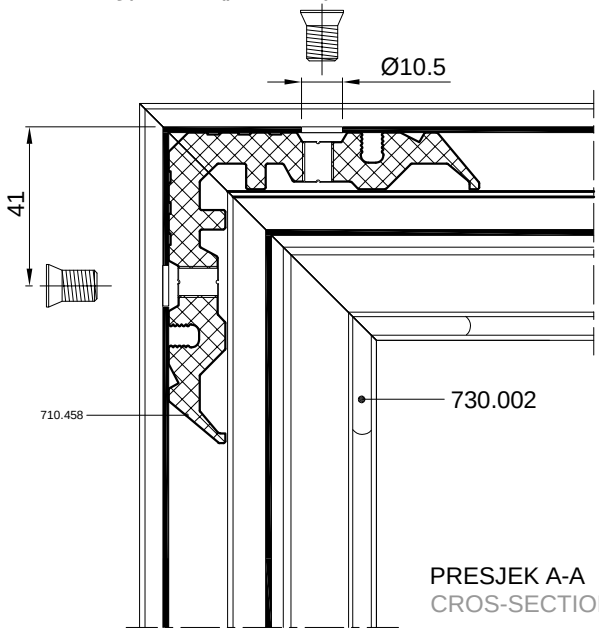


PRESJEK B-B
CROS-SECTION B-B



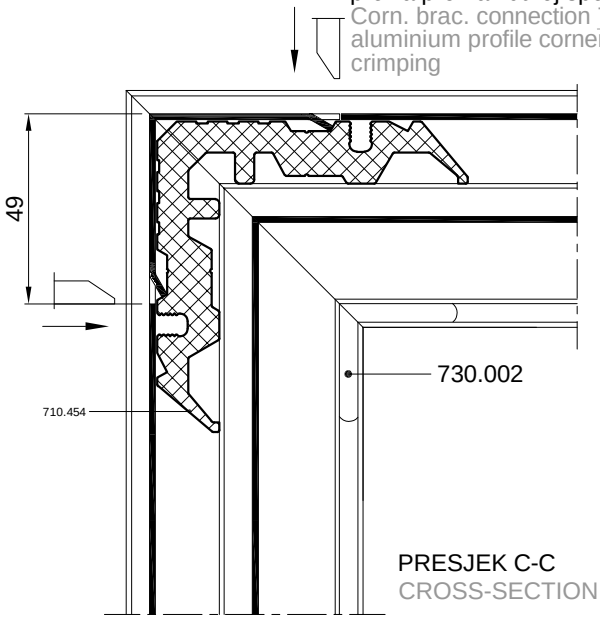


Spajanje kutnom spojnicom 710.458
vijcima M8x13 *-tip Feal-(štanca S1)*
Corner bracket connection 710.458
screws M8x13 *-type Feal-(punch S1)*

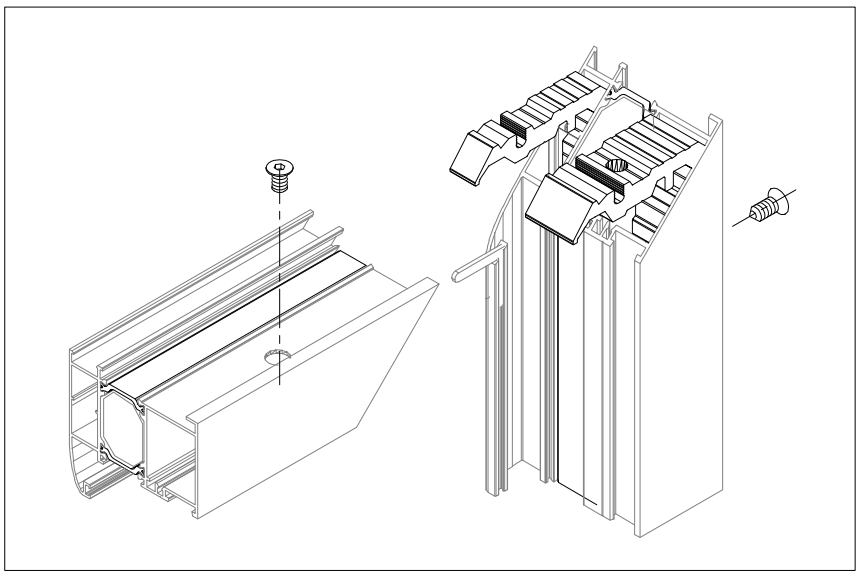


PRESJEK A-A
CROS-SECTION A-A

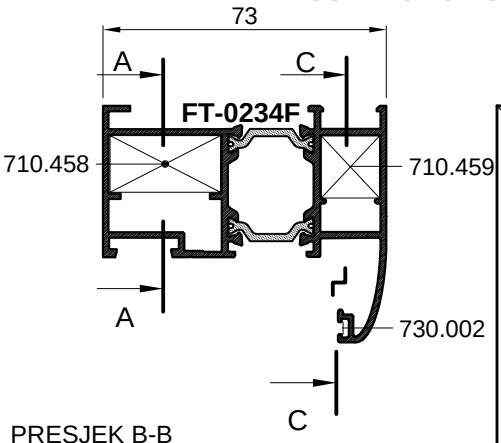
Spajanje kutnom spojnicom 710.454 uprešavanjem stijenke profila prema kutnoj spojnici
Corn. brac. connection 710.454 aluminium profile corner crimping



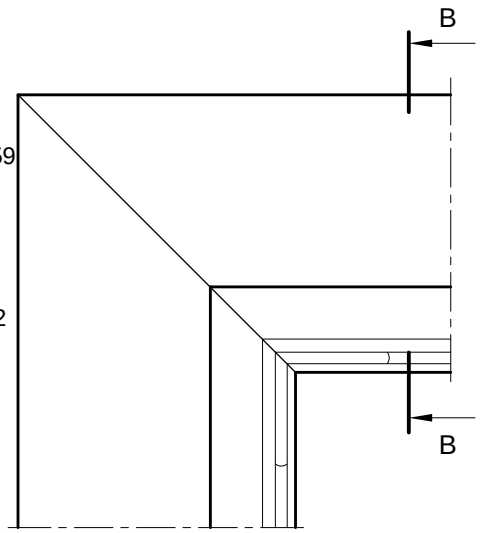
PRESJEK C-C
CROSS-SECTION C-C

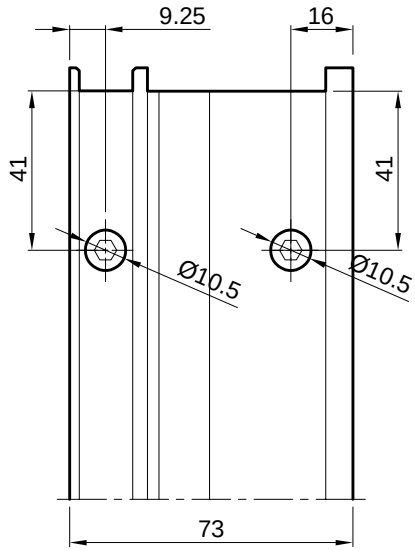


SPAJANJE PROFILA FT-0234 KUTNIM SPOJNICAMA; 710.458, 710.459
CONNECTION OF PROFILE FT-0234 WITH CORNER BRACKETS; 710.458, 710.459

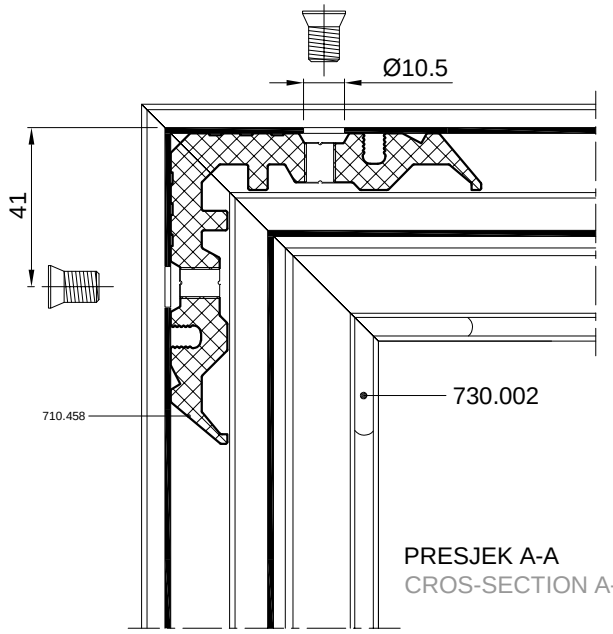


PRESJEK B-B
CROS-SECTION B-B



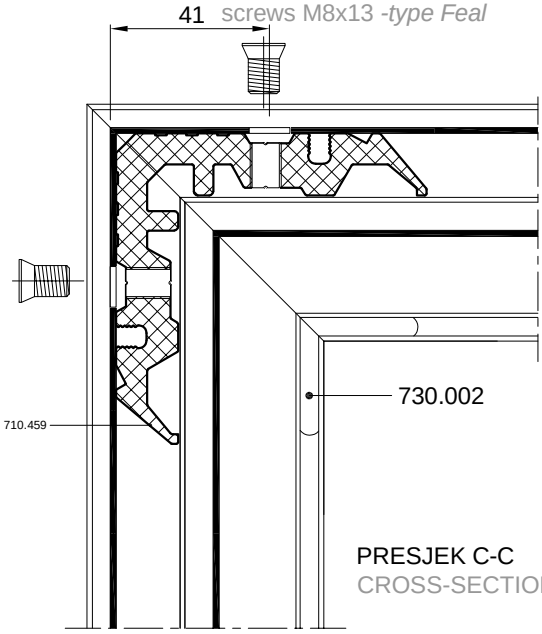


Spajanje kutnom spojnicom 710.458
vijcima M8x13 *-tip Feal-(štancaS1)*
Corner bracket connection 710.458
screws M8x13 *-type Feal-(punch S1)*

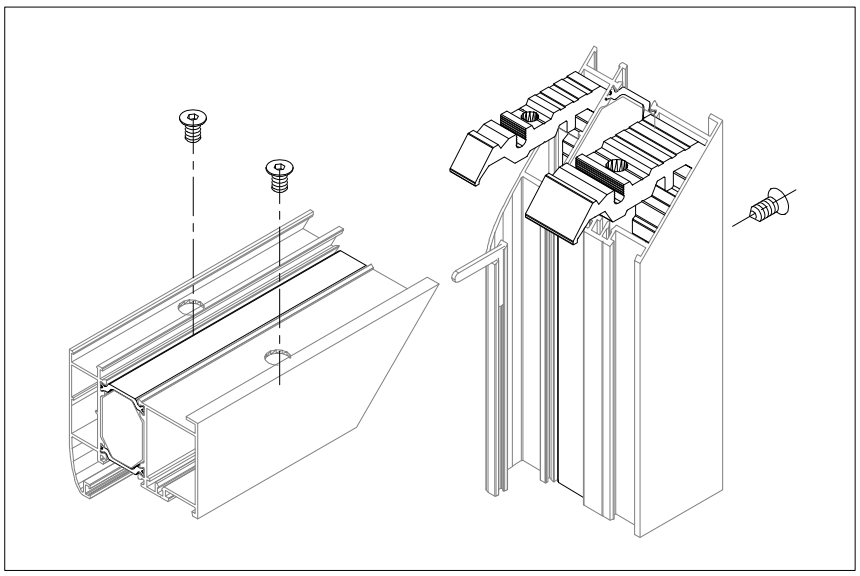


PRESJEK A-A
CROS-SECTION A-A

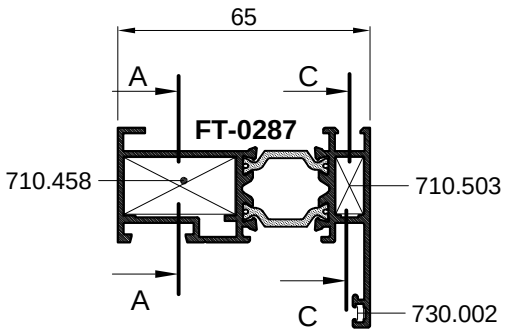
Spajanje kutnom spojnicom 710.459
vijcima M8x13 *-tip Feal*
Corner bracket connection 710.459
screws M8x13 *-type Feal*

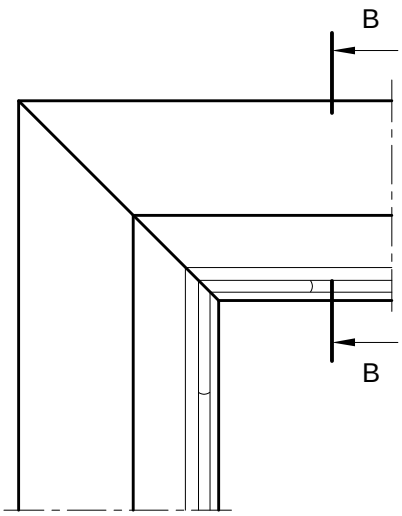


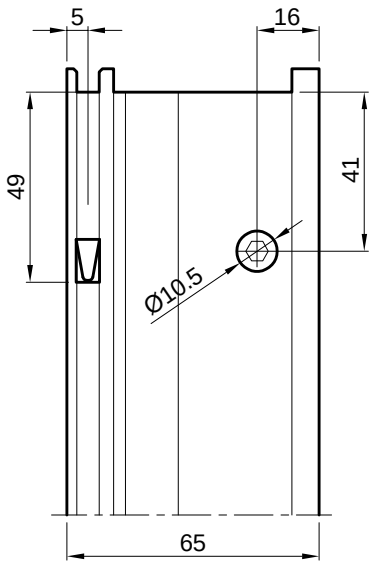
PRESJEK C-C
CROSS-SECTION C-C



SPAJANJE PROFILA FT-0287 KUTNIM SPOJNICAMA; 710.458, 710.503
CONNECTION OF PROFILE FT-0287 WITH CORNER BRACKETS; 710.458, 710.503



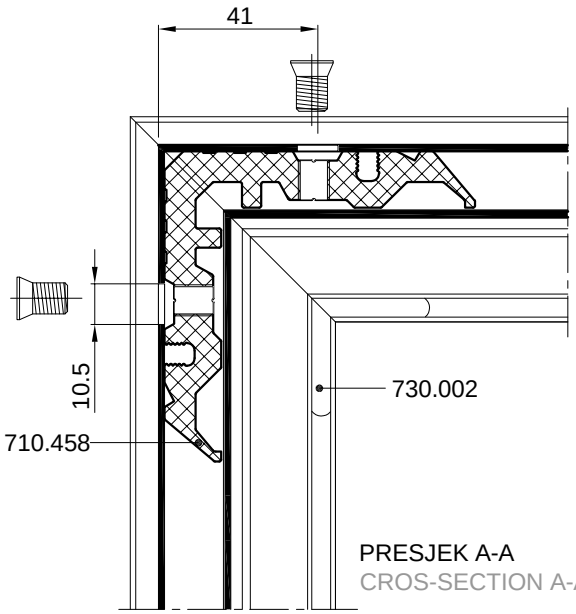




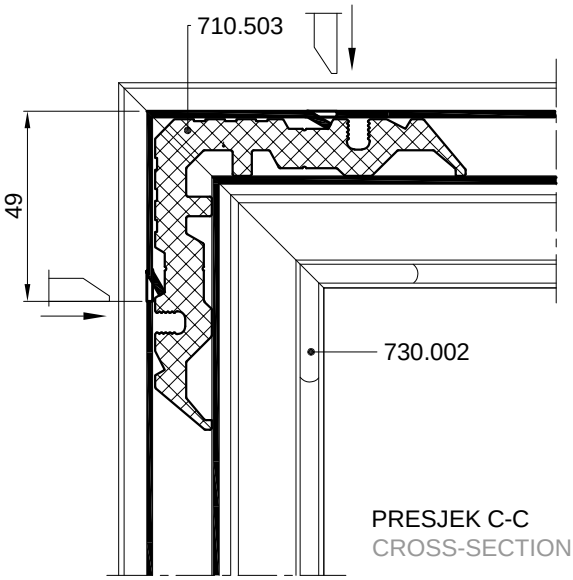
PRESJEK B-B
CROS-SECTION B-B

Spajanje kutnom spojnicom 710.458
vijcima M8x13 -*tip Feal-(štanca S1)*
Corner bracket connection 710.458
screws M8x13 -*type Feal-(punch S1)*

Spajanje kutnom spojnicom 710.503 uprešavanjem stijenke profila prema kutnoj spojnici
Corn. brac. connection 710.503 aluminium profile corner crimping

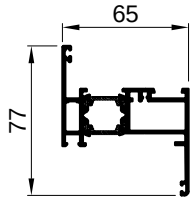


PRESJEK A-A
CROS-SECTION A-A



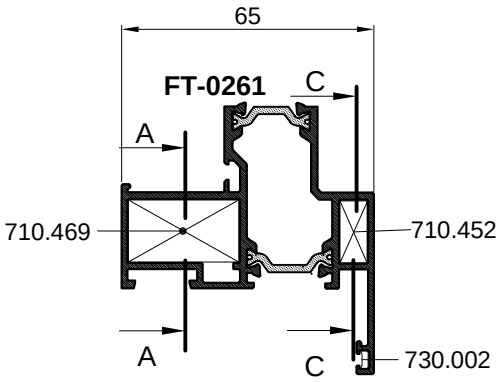
PRESJEK C-C
CROSS-SECTION C-C

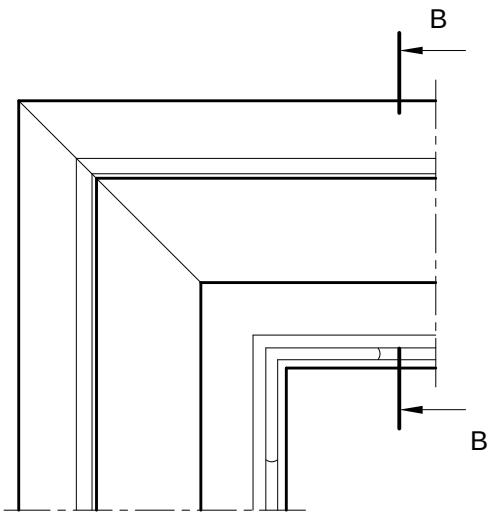
OVAJ RASPORED I NAČIN SPAJANJA KUTNIM SPOJNICAMA PRIMJENJIV JE I NA PROFIL RAMA **FT-0298**
THIS ARRANGEMENT AND BINDING METHOD WITH CORNER BRACKETS IS ALSO APPLICABLE FOR FRAME PROFILES **FT-0298**



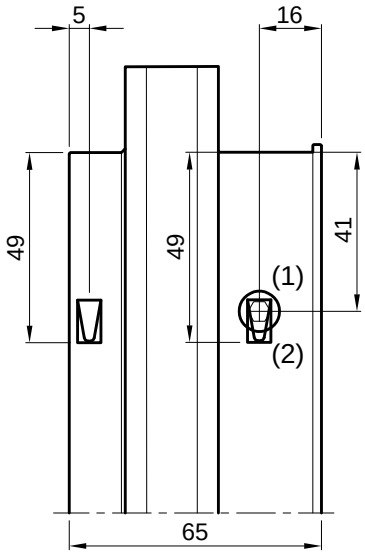
FT-0298

SPAJANJE PROFILA FT-0261 KUTNIM SPOJNICAMA; 710.469, 710.452
CONNECTION OF PROFILE FT-0261 WITH CORNER BRACKETS; 710.469, 710.452

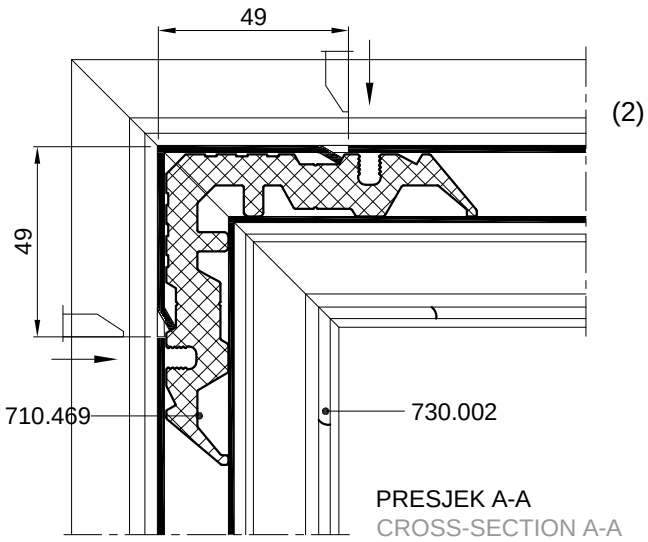




PRESJEK B-B
CROS-SECTION B-B

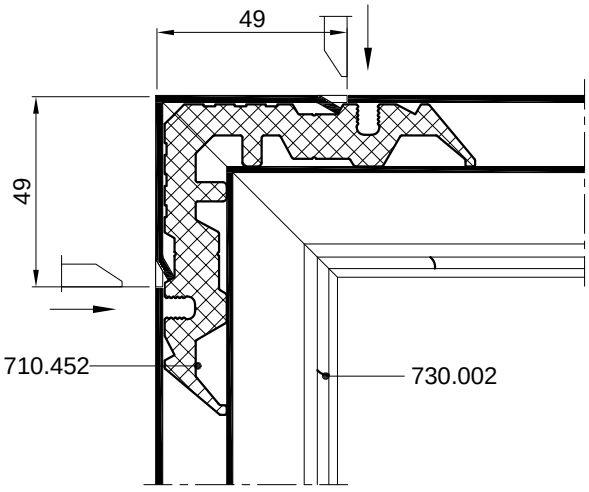


Spajanje kutnom spojnicom 710.469 uprešavanjem stijenke profila prema kutnoj spojnici
Corn. brac. connection 710.469
aluminium profile corner crimping

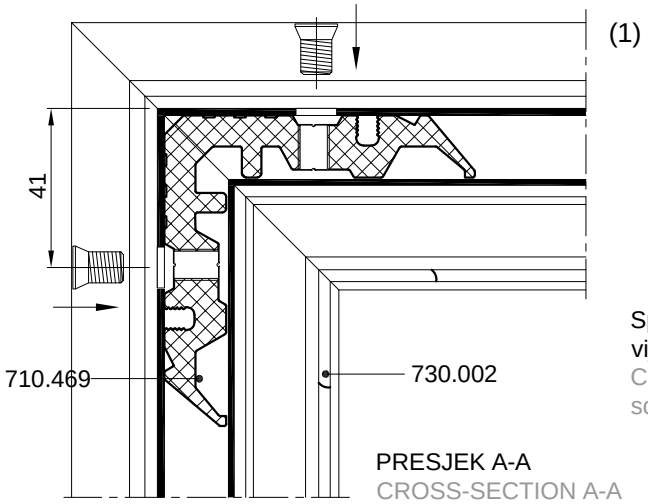


PRESJEK A-A
CROSS-SECTION A-A

Spajanje kutnom spojnicom 710.452 uprešavanjem stijenke profila prema kutnoj spojnici
Corn. brac. connection 710.452
aluminium profile corner crimping



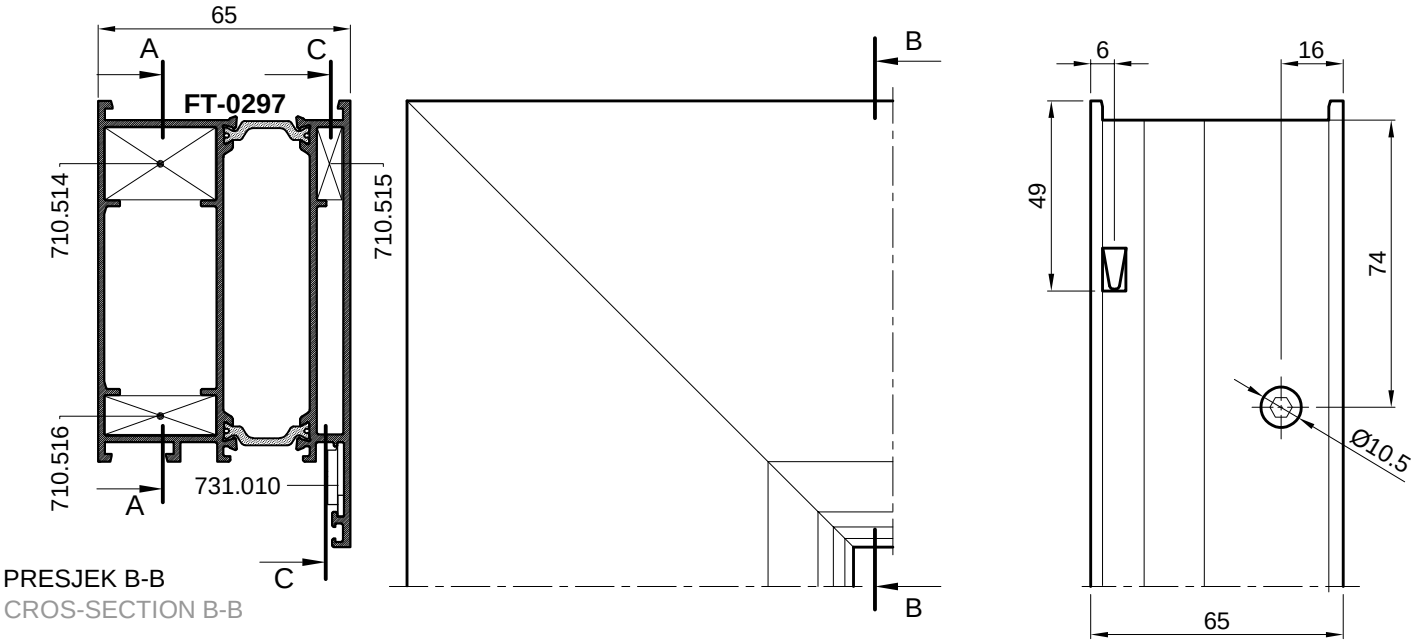
PRESJEK C-C
CROSS-SECTION C-C



PRESJEK A-A
CROSS-SECTION A-A

Spajanje kutnom spojnicom 710.469 vijcima M8x13(431.266)-*tip Feal*
Corner bracket connection 710.469 screws M8x13(431.266) -*type Feal*

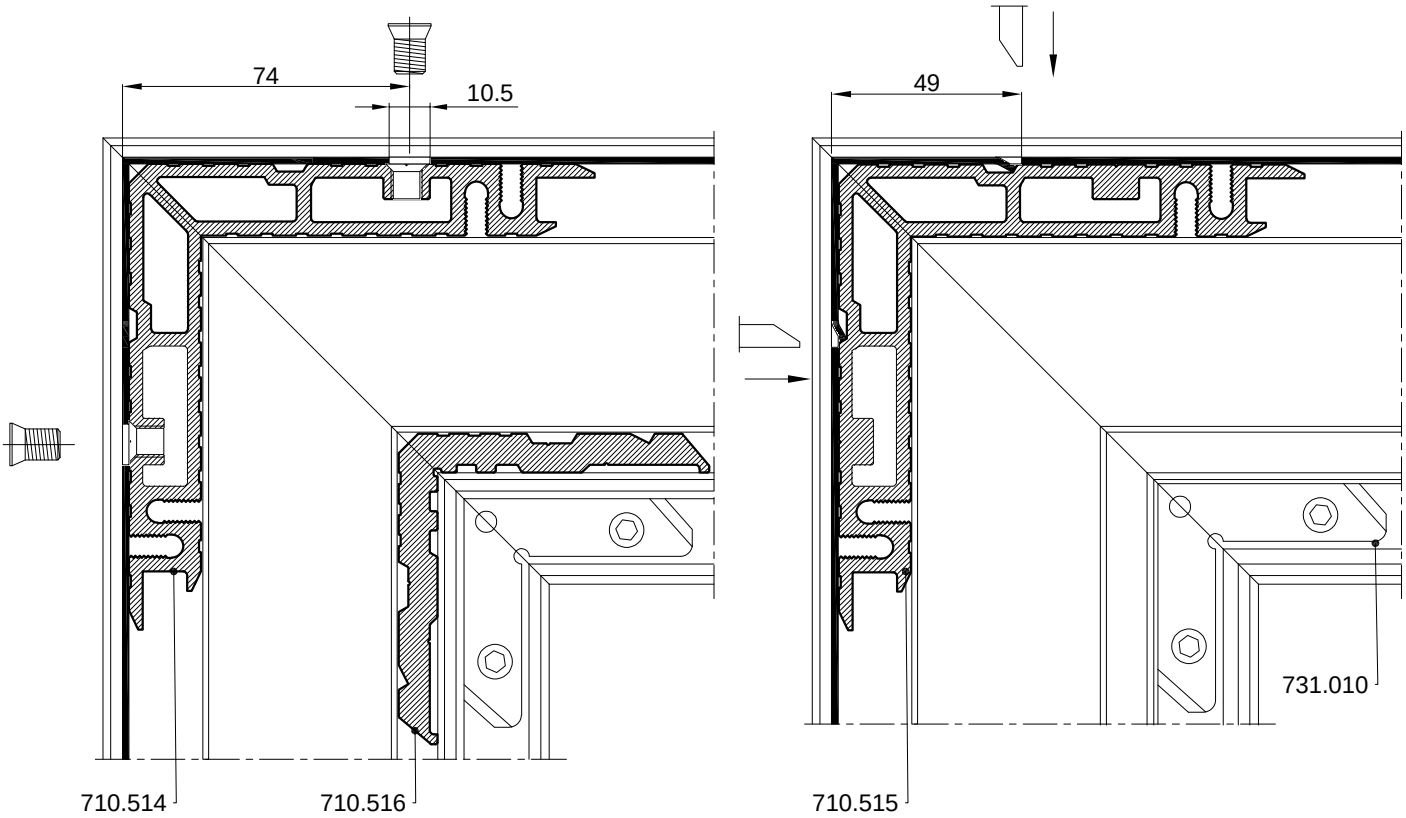
SPAJANJE PROFILA FT-0297 KUTNIM SPOJNICAMA; 710.514, 710.515, 710.516 i 731.010
CONNECTION OF PROFILES FT-0297 WITH CORNER BRACKETS; 710.514, 710.515, 710.516 and 731.010



PRESJEK B-B
CROS-SECTION B-B

Spajanje kutnom spojnicom 710.514
vijcima M8x13 *-tip Feal-(štanca S1)*
Corner bracket connection 710.514
screws M8x13 *-type Feal-(punch S1)*

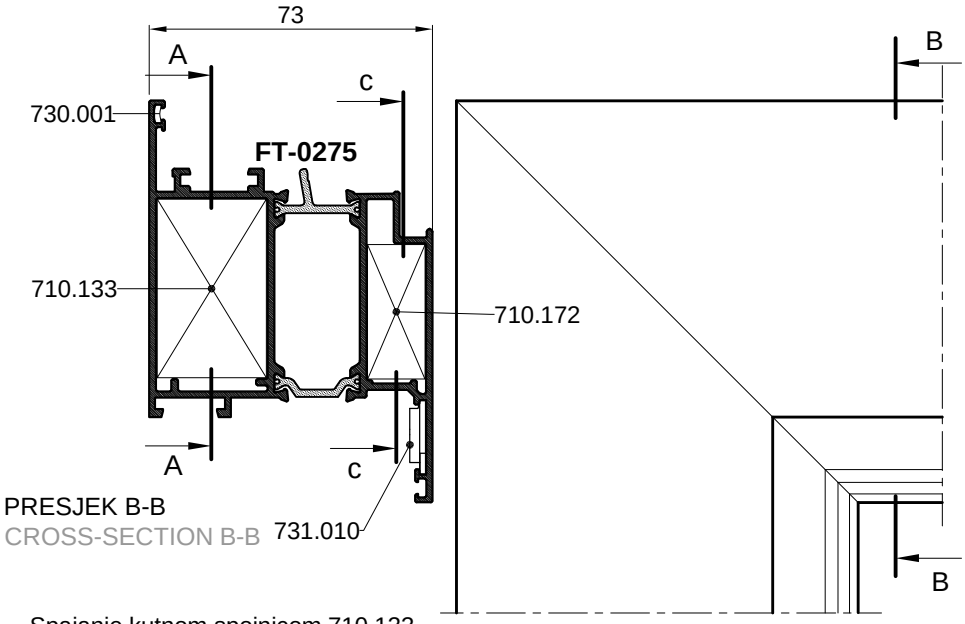
Spajanje kutnom spojnicom 710.515
upresavanjem stijenke profila
prema kutnoj spojnici
Corn. brac. connection 710.515
aluminium profile corner crimping



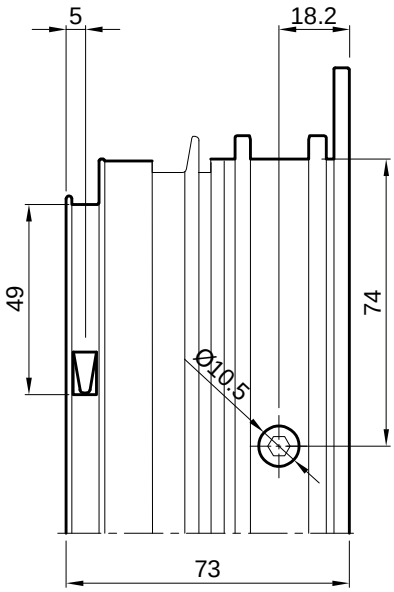
PRESJEK A-A
CROSS SECTION A-A

PRESJEK C-C
CROSS SECTION C-C

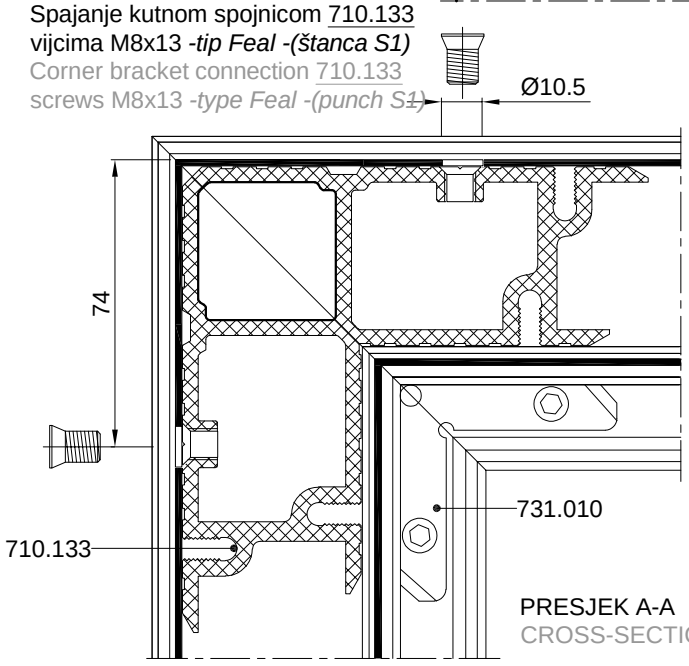
SPAJANJE PROFILA **FT-0275** KUTNIM SPOJNICAMA 710.133, 710.172
CONNECTION OF PROFILE **FT-0275** WITH CORNER BRACKETS 710.133, 710.172



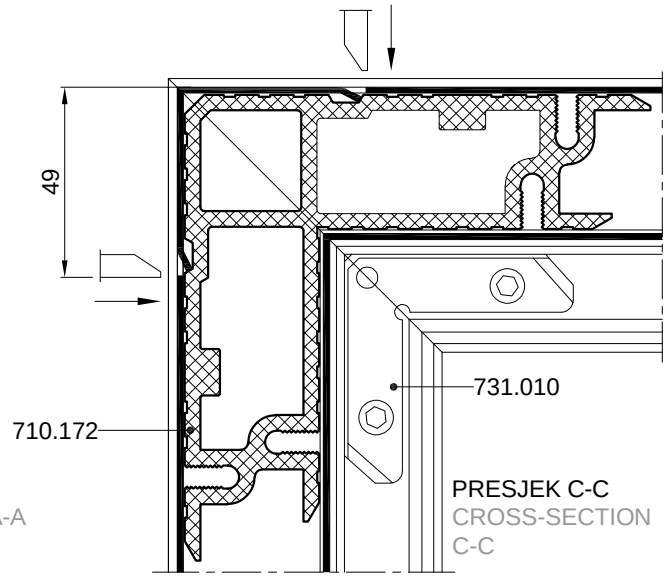
PRESJEK B-B
CROSS-SECTION B-B



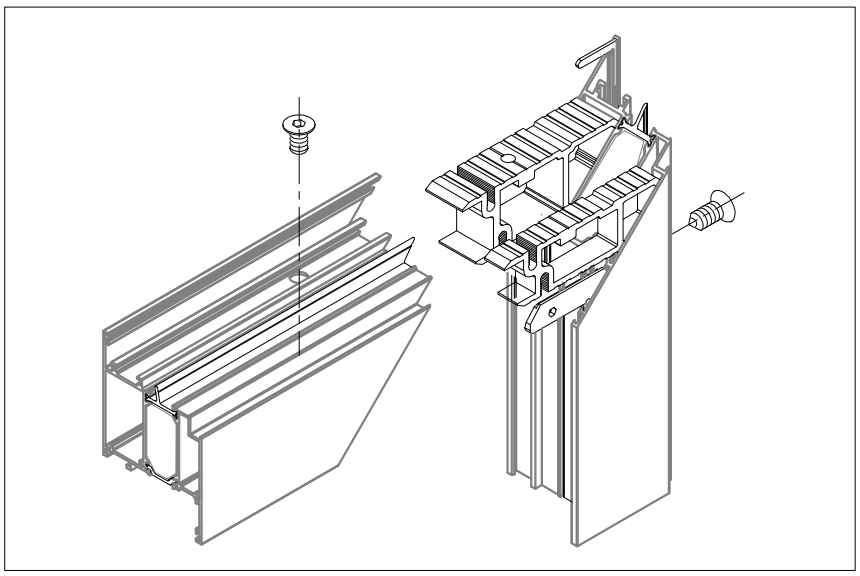
Spajanje kutnom spojnicom 710.133
vijcima M8x13 *-tip Feal -(štanca S1)*
Corner bracket connection 710.133
screws M8x13 *-type Feal -(punch S1)*



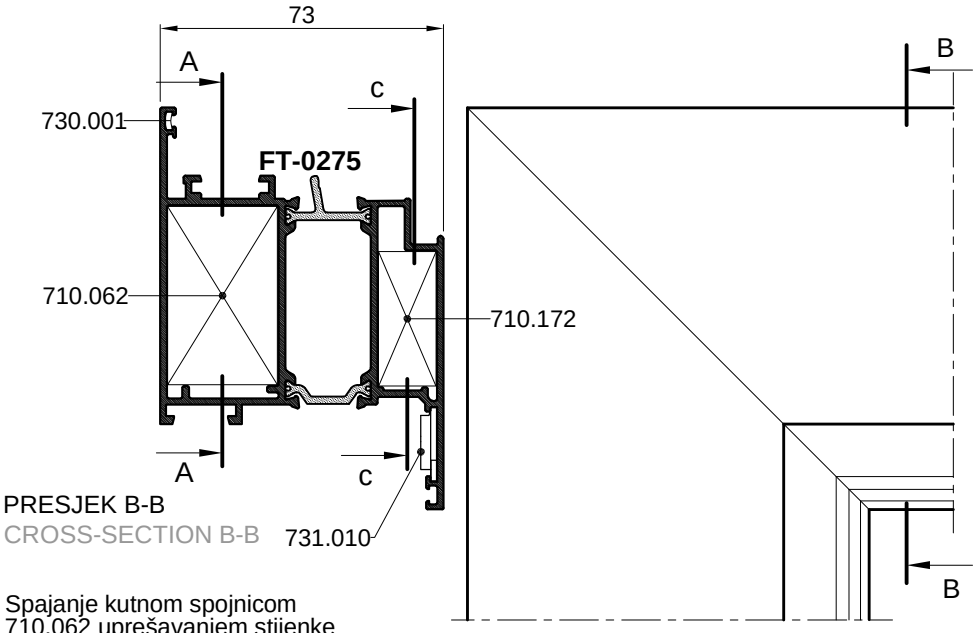
PRESJEK A-A
CROSS-SECTION A-A



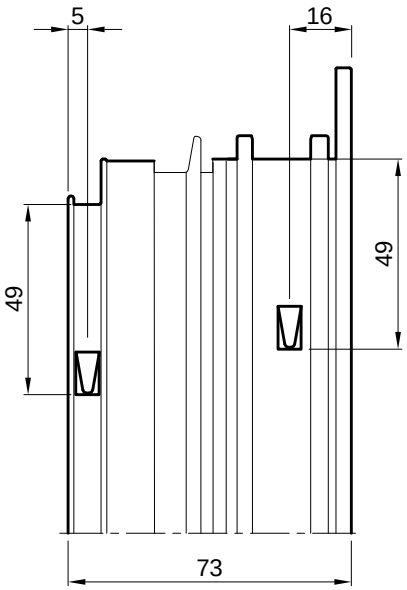
PRESJEK C-C
CROSS-SECTION C-C



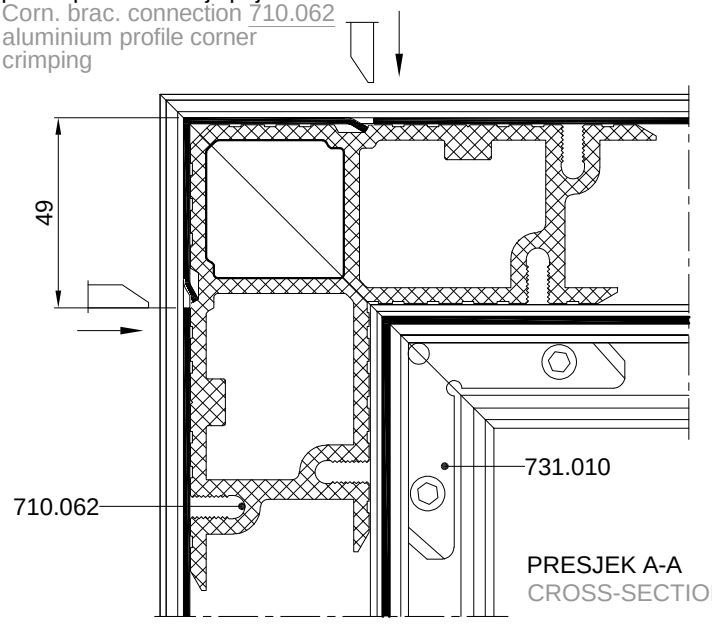
SPAJANJE PROFILA **FT-0275** KUTNIM SPOJNICAMA 710.062, 710.172
CONNECTION OF PROFILE **FT-0275** WITH CORNER BRACKETS 710.062, 710.172



PRESJEK B-B
CROSS-SECTION B-B

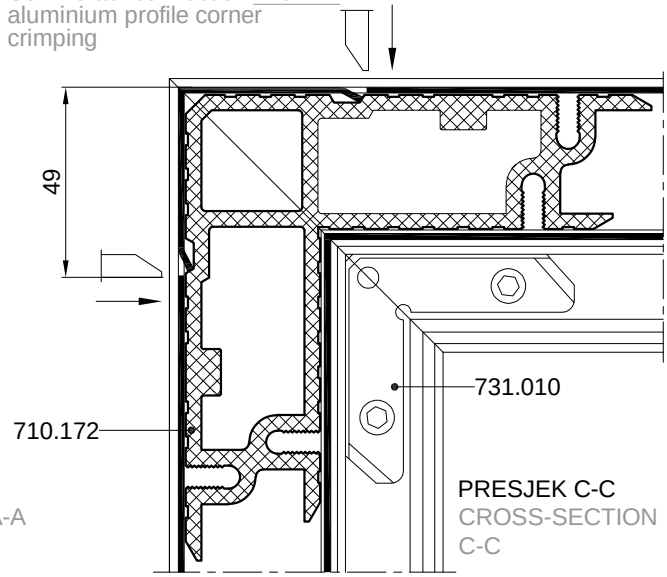


Spajanje kutnom spojnicom 710.062 uprešavanjem stijenke profila prema kutnoj spojnici
Corn. brac. connection 710.062 aluminium profile corner crimping

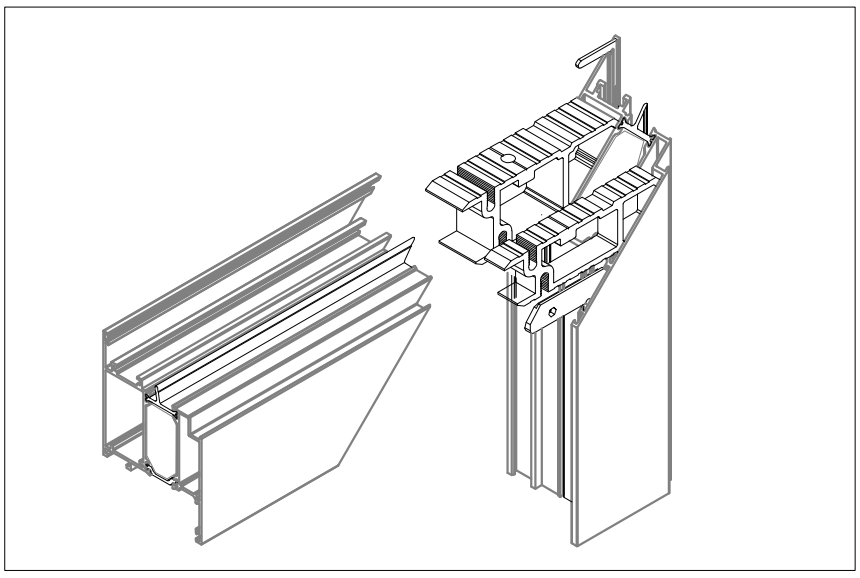


PRESJEK A-A
CROSS-SECTION A-A

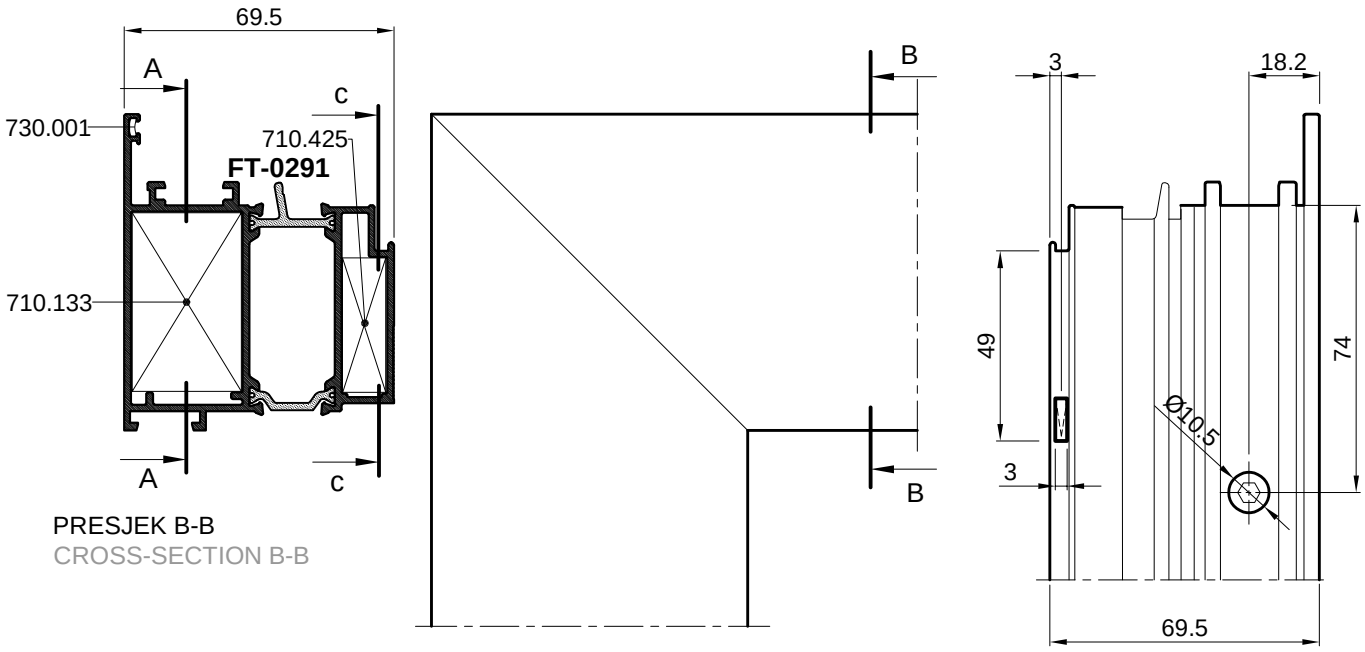
Spajanje kutnom spojnicom 710.172 uprešavanjem stijenke profila prema kutnoj spojnici
Corn. brac. connection 710.172 aluminium profile corner crimping



PRESJEK C-C
CROSS-SECTION C-C

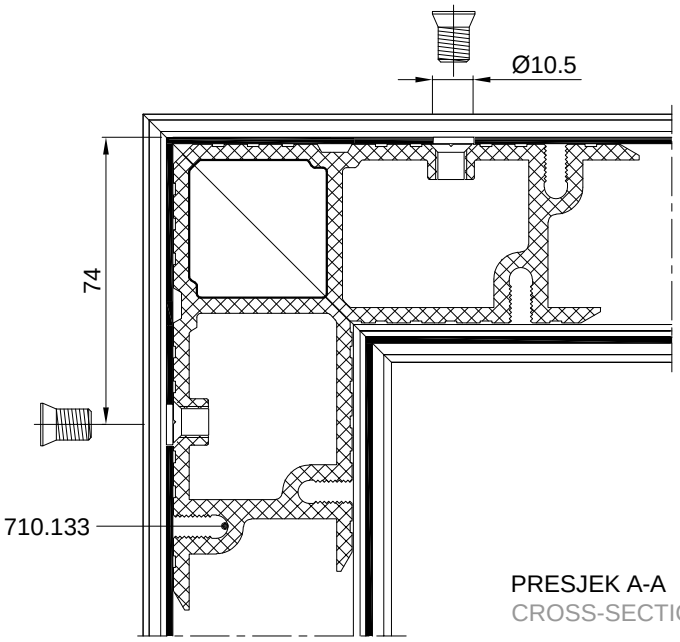


SPAJANJE PROFILA **FT-0291** KUTNIM SPOJNICAMA 710.133, 710.425
CONNECTION OF PROFILE **FT-0291** WITH CORNER BRACKETS 710.133, 710.425



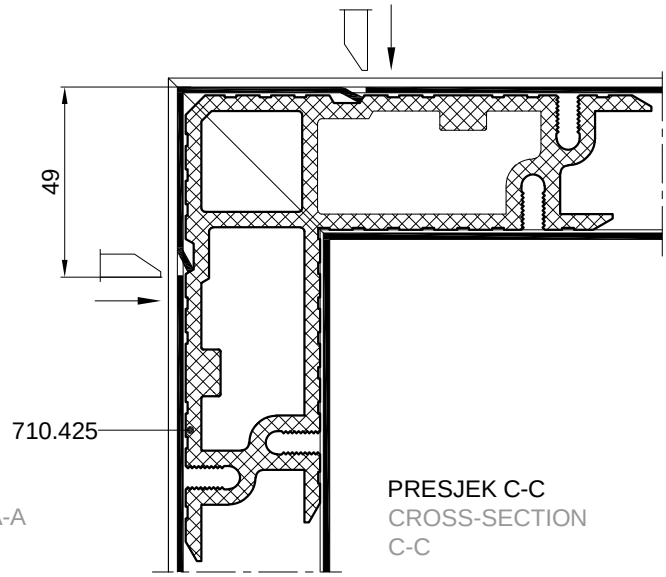
PRESJEK B-B
CROSS-SECTION B-B

Spajanje kutnom spojnicom 710.133
vijcima M8x13 *-tip Feal -(štanca S1)*
Corner bracket connection 710.133
screws M8x13 *-type Feal -(punch S1)*



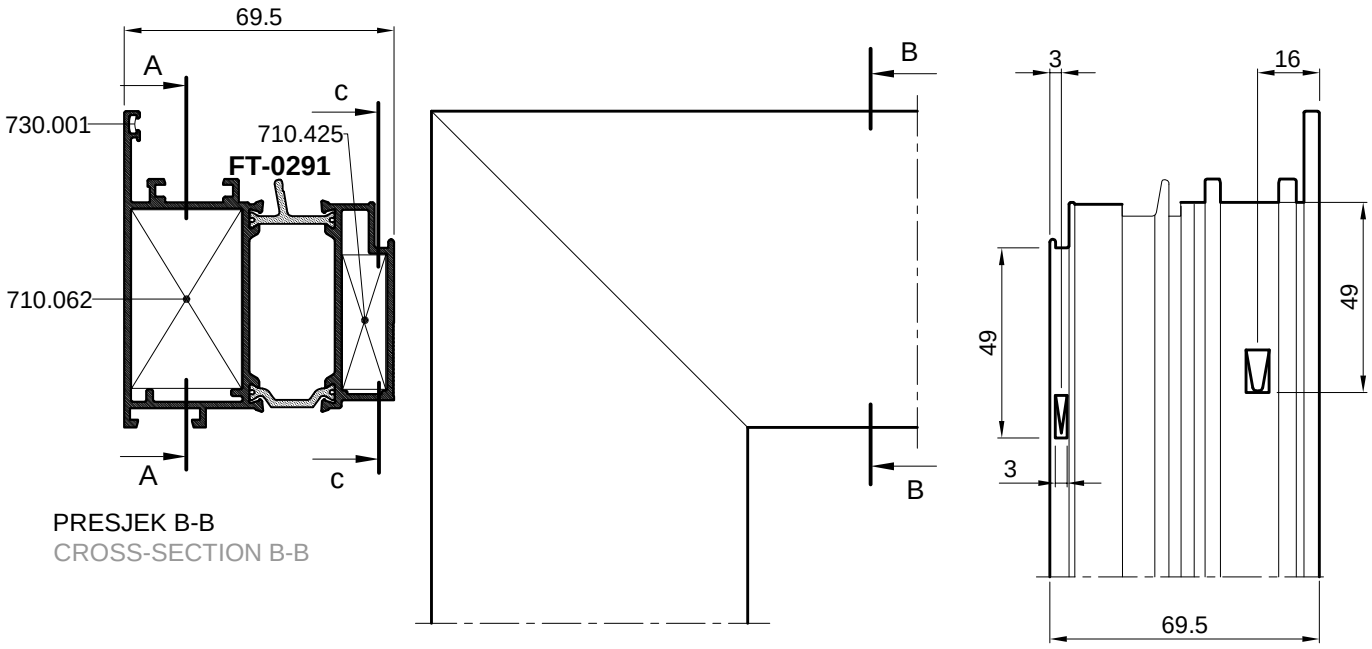
PRESJEK A-A
CROSS-SECTION A-A

Spajanje kutnom spojnicom
710.425 upresavanjem stijenke
profila prema kutnoj spojnici
Corn. brac. connection 710.425
aluminium profile corner crimping



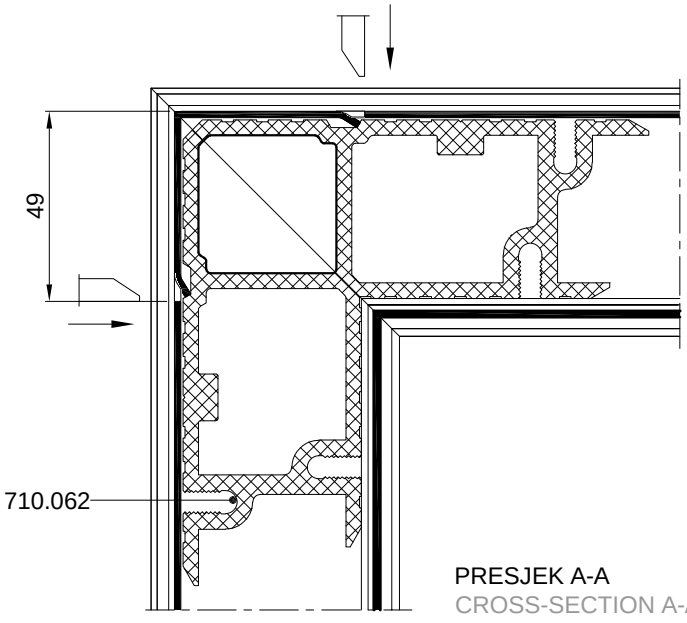
PRESJEK C-C
CROSS-SECTION
C-C

SPAJANJE PROFILA **FT-0291** KUTNIM SPOJNICAMA 710.062, 710.425
CONNECTION OF PROFILE **FT-0291** WITH CORNER BRACKETS 710.062, 710.425



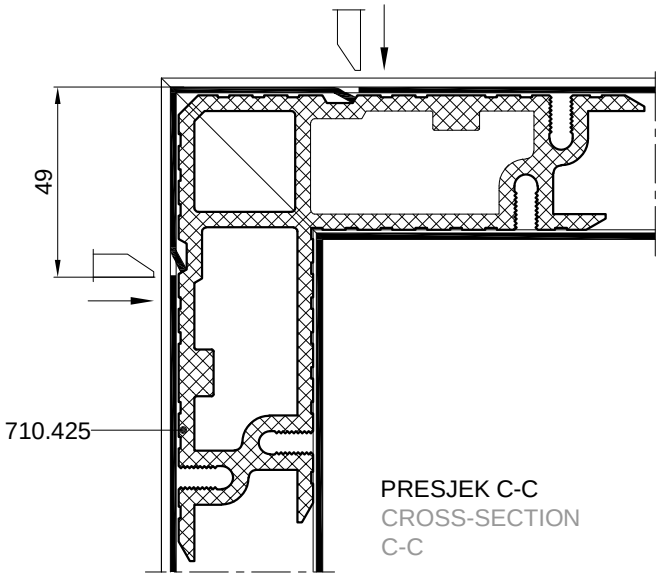
PRESJEK B-B
CROSS-SECTION B-B

Spajanje kutnom spojnicom 710.062
uprešavanjem stijenke profila
prema kutnoj spojnici
Corn. brac. connection 710.062
aluminium profile corner crimping



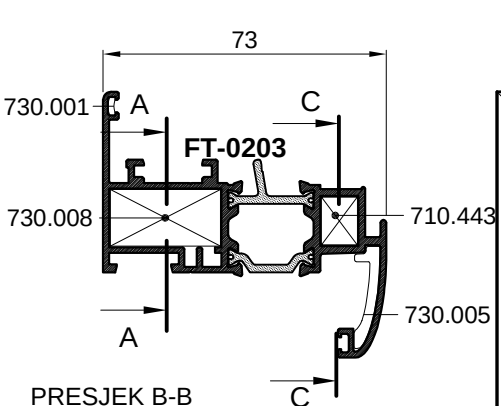
PRESJEK A-A
CROSS-SECTION A-A

Spajanje kutnom spojnicom 710.425
uprešavanjem stijenke profila
prema kutnoj spojnici
Corn. brac. connection 710.425
aluminium profile corner crimping

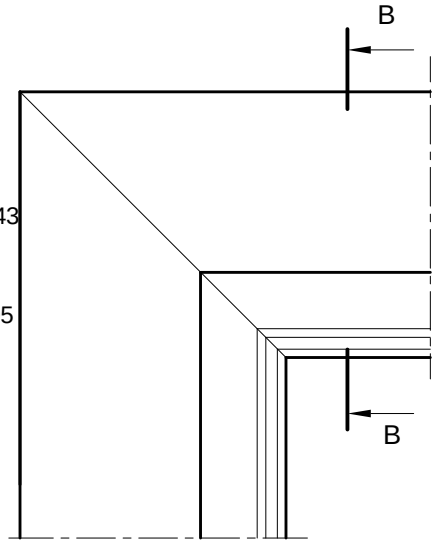


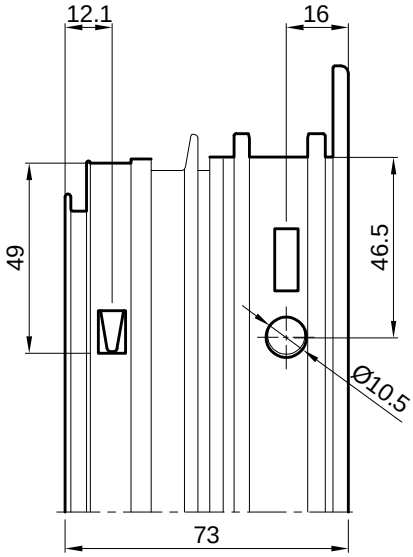
PRESJEK C-C
CROSS-SECTION
C-C

SPAJANJE PROFILA FT-0203 KUTNIM SPOJNICAMA; 730.008, 710.443
CONNECTION OF PROFILE FT-0203 WITH CORNER BRACKETS; 730.008, 710.443

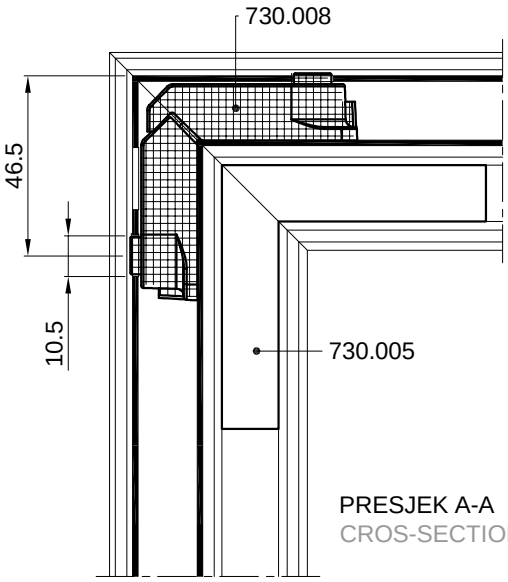


PRESJEK B-B
CROS-SECTION B-B



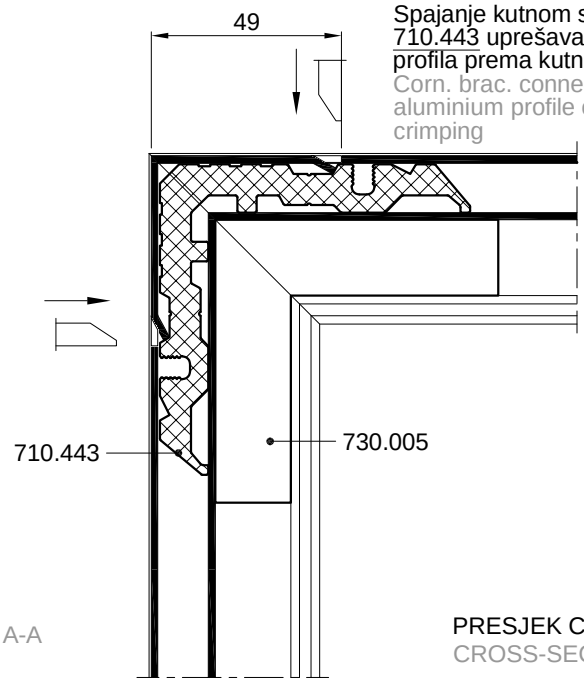


Spajanje kutnom spojnicom 730.008 s predobradom štancanja-(štanca S1)
Connection with corner bracket 730.008 with punching preprocessing-punch S1)



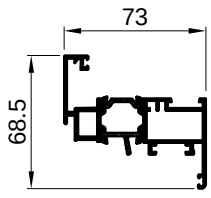
PRESJEK A-A
CROS-SECTION A-A

Spajanje kutnom spojnicom 710.443 uprešavanjem stijenke profila prema kutnoj spojnici
Corn. brac. connection 710.443 aluminium profile corner crimping

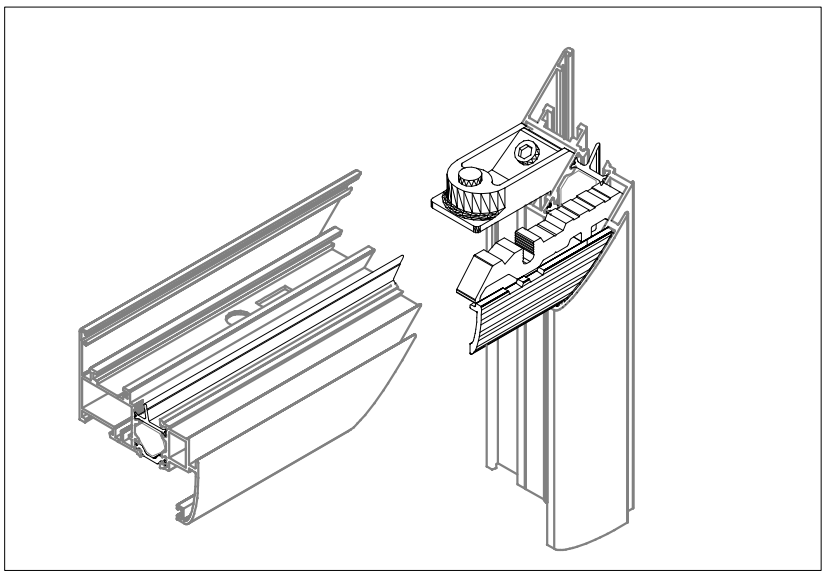


PRESJEK C-C
CROSS-SECTION C-C

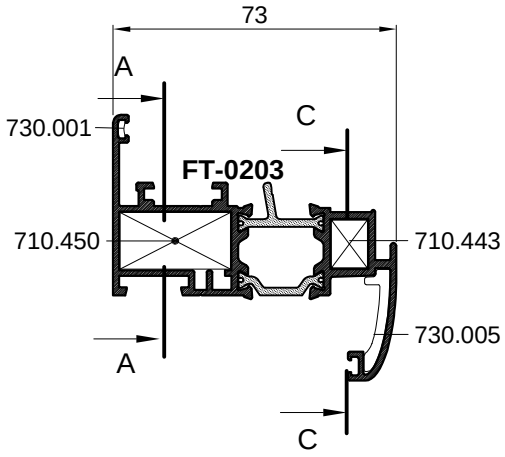
OVAJ RASPORED I NAČIN SPAJANJA KUTNIM SPOJNICAMA PRIMJENJIV JE I NA PROFILE **FT-0221**
THIS ARRANGEMENT AND BINDING METHOD WITH CORNER BRACKETS IS ALSO APPLICABLE FOR PROFILE **FT-0221**



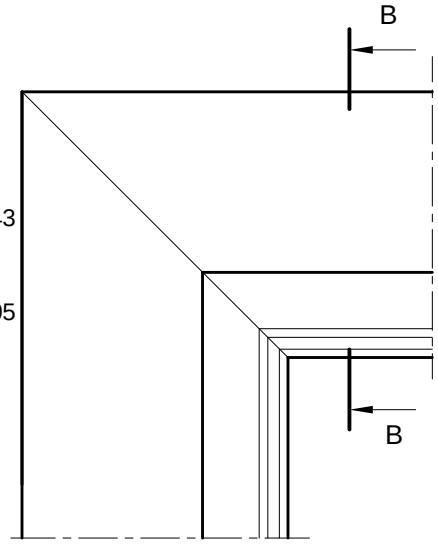
FT-0221

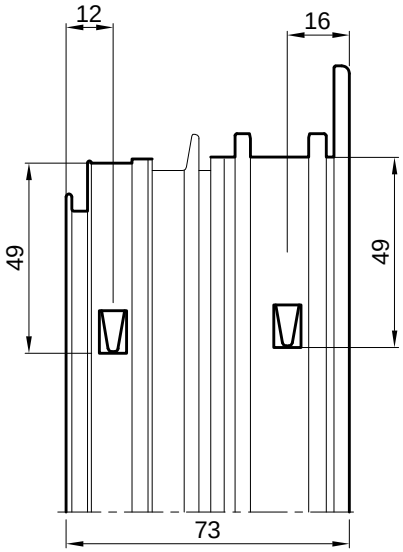


SPAJANJE PROFILA FT-0203 KUTNIM SPOJNICAMA; 710.450, 710.443
CONNECTION OF PROFILE FT-0203 WITH CORNER BRACKETS; 710.450, 710.443

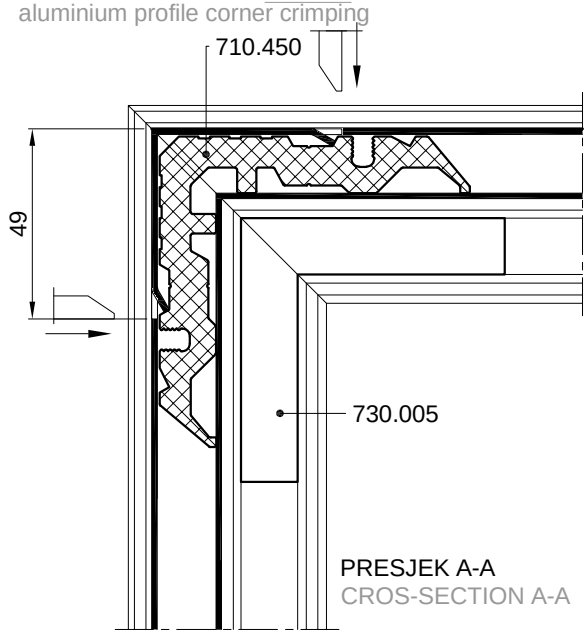


PRESJEK B-B
CROS-SECTION B-B



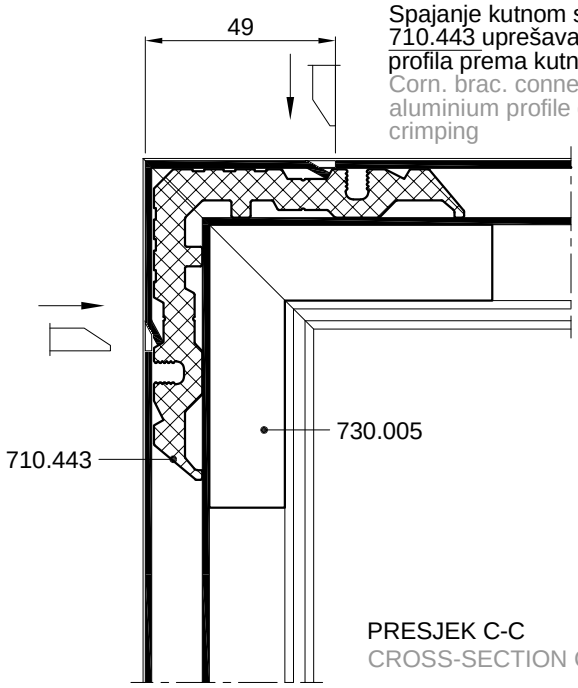


Spajanje kutnom spojnicom 710.450 uprešavanjem stijenke profila prema kutnoj spojnici
Corn. brac. connection 710.450 aluminium profile corner crimping



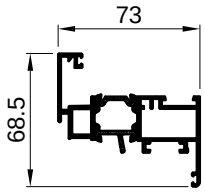
PRESJEK A-A
CROS-SECTION A-A

Spajanje kutnom spojnicom 710.443 uprešavanjem stijenke profila prema kutnoj spojnici
Corn. brac. connection 710.443 aluminium profile corner crimping

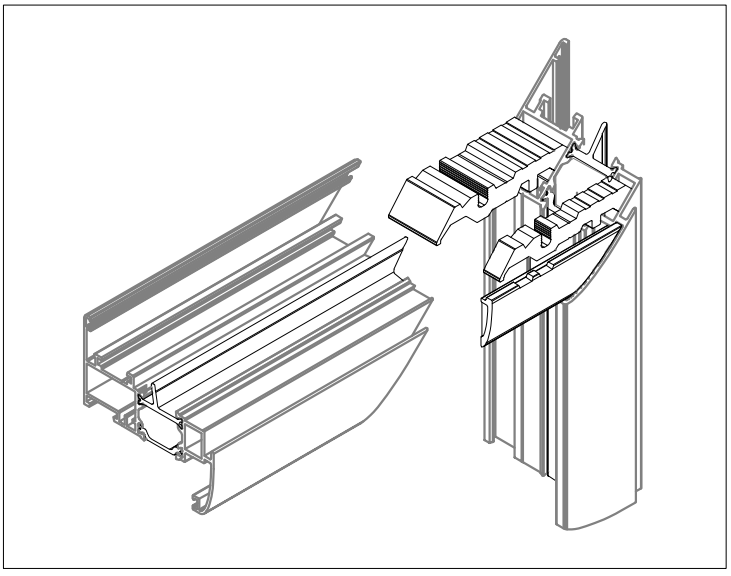


PRESJEK C-C
CROSS-SECTION C-C

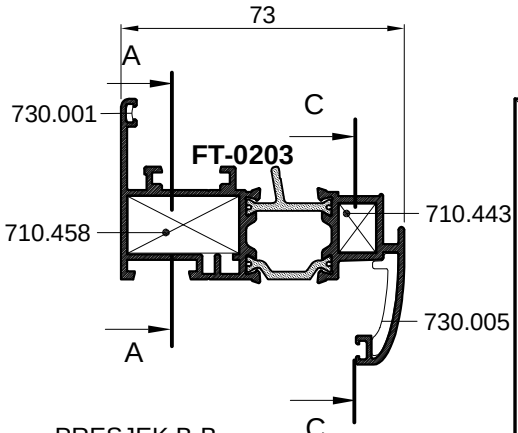
OVAJ RASPORED I NAČIN SPAJANJA KUTNIM SPOJNICAMA PRIMJENJIV JE I NA PROFILE **FT-0221**
THIS ARRANGEMENT AND BINDING METHOD WITH CORNER BRACKETS IS ALSO APPLICABLE FOR PROFILE **FT-0221**



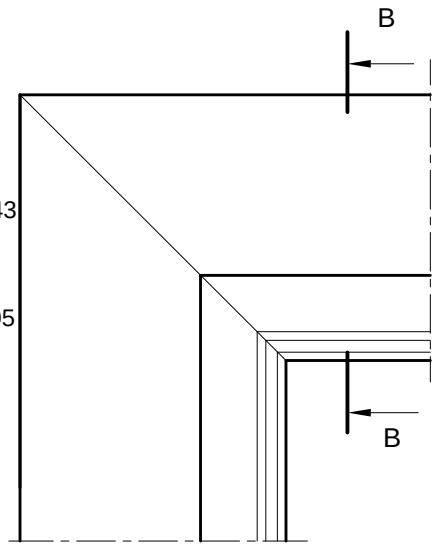
FT-0221

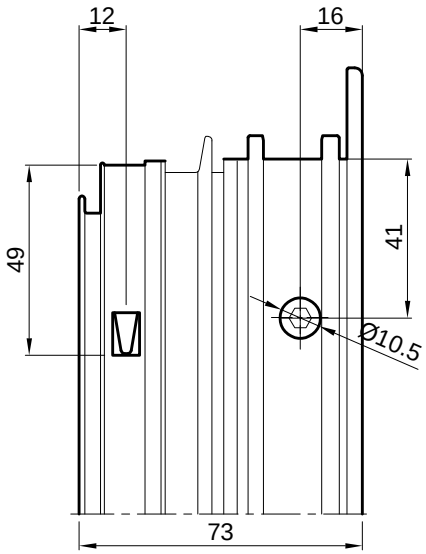


SPAJANJE PROFILA FT-0203 KUTNIM SPOJNICAMA; 710.458, 710.443
CONNECTION OF PROFILE FT-0203 WITH CORNER BRACKETS; 710.458, 710.443

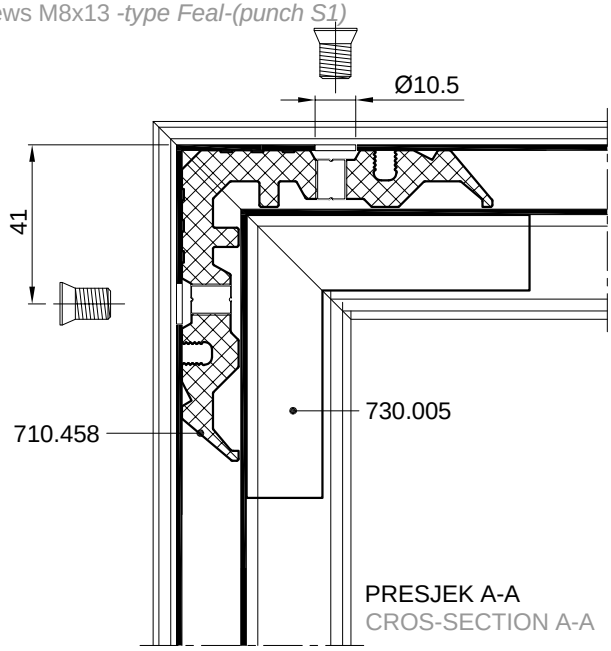


PRESJEK B-B
CROS-SECTION B-B



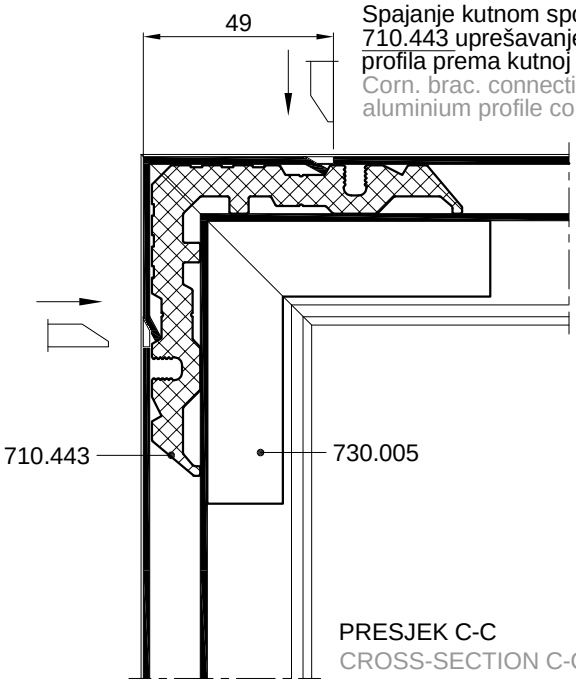


Spajanje kutnom spojnicom 710.458
vijcima M8x13 *-tip Feal-(štanca S1)*
Corner bracket connection 710.458
screws M8x13 *-type Feal-(punch S1)*



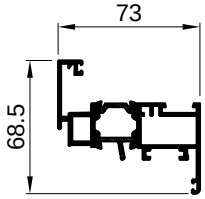
PRESJEK A-A
CROS-SECTION A-A

Spajanje kutnom spojnicom 710.443 uprešavanjem stijenke profila prema kutnoj spojnici
Corn. brac. connection 710.443 aluminium profile corner crimping

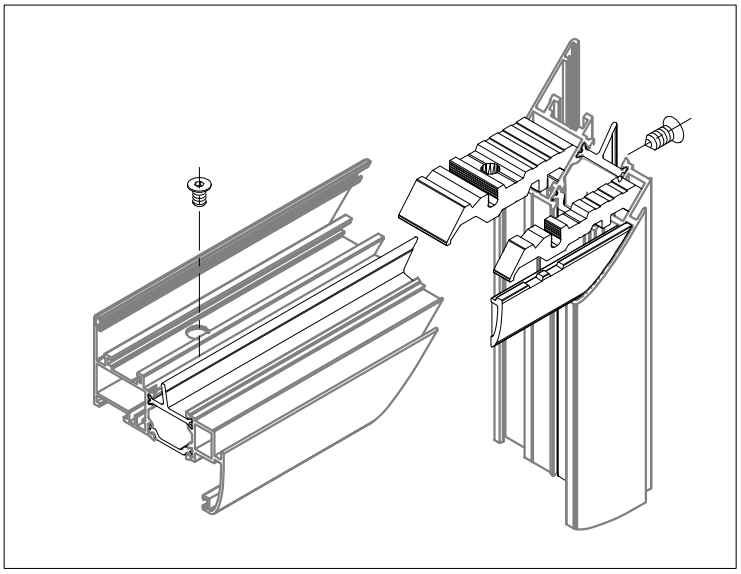


PRESJEK C-C
CROSS-SECTION C-C

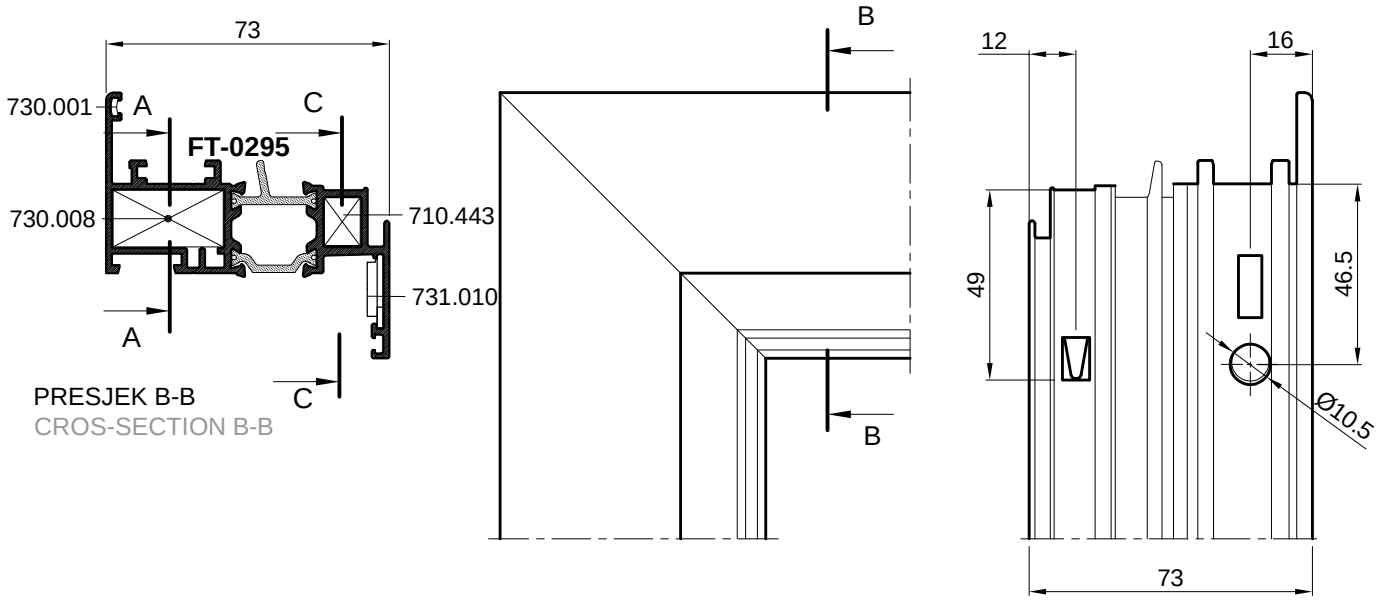
OVAJ RASPORED I NAČIN SPAJANJA KUTNIM SPOJNICAMA PRIMJENJIV JE I NA PROFILE **FT-0221**
THIS ARRANGEMENT AND BINDING METHOD WITH CORNER BRACKETS IS ALSO APPLICABLE FOR PROFILE **FT-0221**



FT-0221



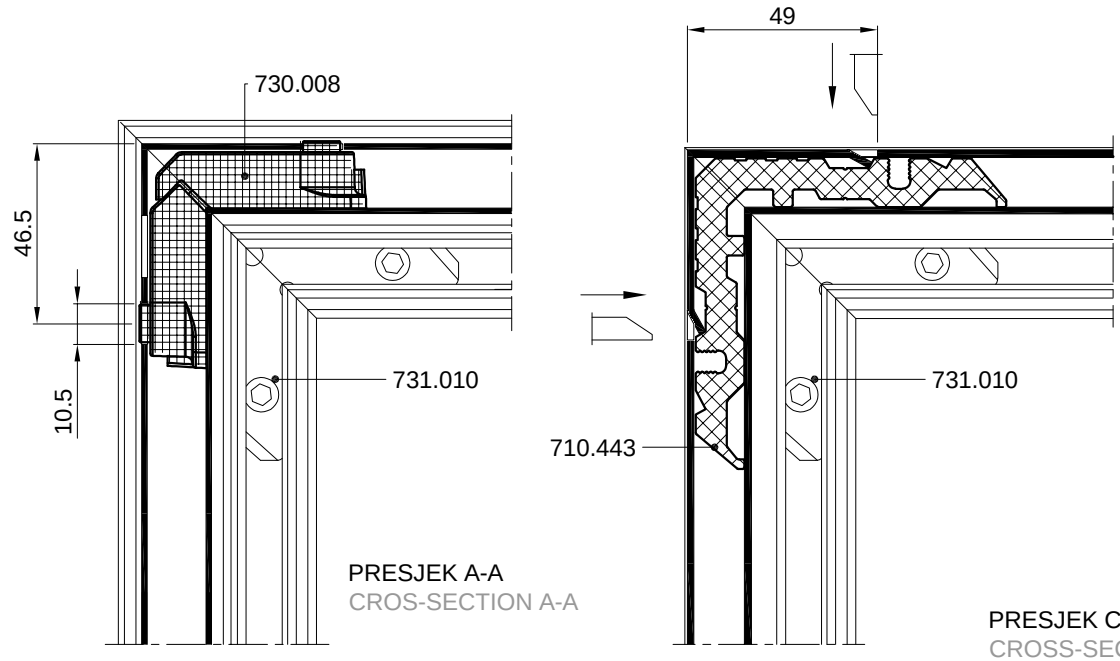
SPAJANJE PROFILA FT-0295 KUTNIM SPOJNICAMA; 730.008, 710.443
CONNECTION OF PROFILE FT-0295 WITH CORNER BRACKETS; 730.008, 710.443



PRESJEK B-B
CROS-SECTION B-B

Spajanje kutnom spojnicom 730.008 s predobradom štancanja-(štanca S1)
Connection with corner bracket 730.008 with punching preprocessing-punch S1)

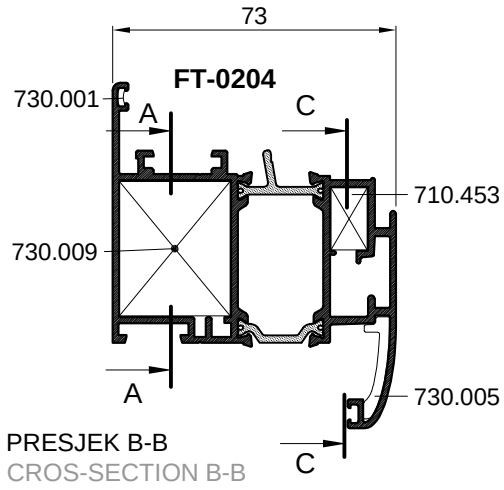
Spajanje kutnom spojnicom 710.443 uprešavanjem stijenke profila prema kutnoj spojnici
Corn. brac. connection 710.443 aluminium profile corner crimping



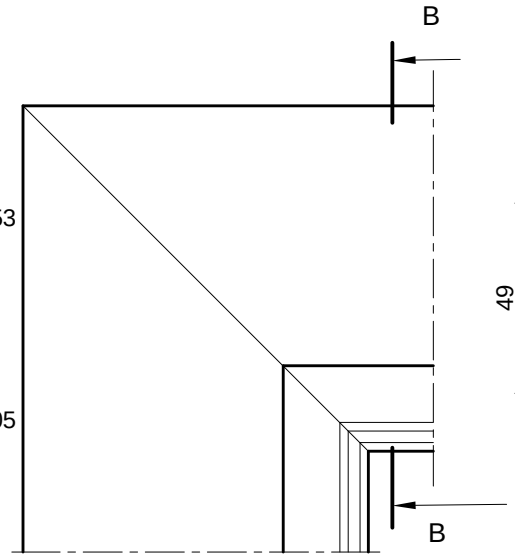
PRESJEK A-A
CROS-SECTION A-A

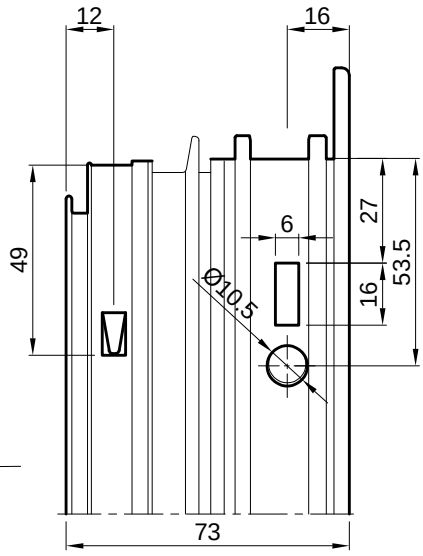
PRESJEK C-C
CROSS-SECTION C-C

SPAJANJE PROFILA FT-0204 KUTNIM SPOJNICAMA; 730.009, 710.453
CONNECTION OF PROFILE FT-0204 WITH CORNER BRACKETS; 730.009, 710.453



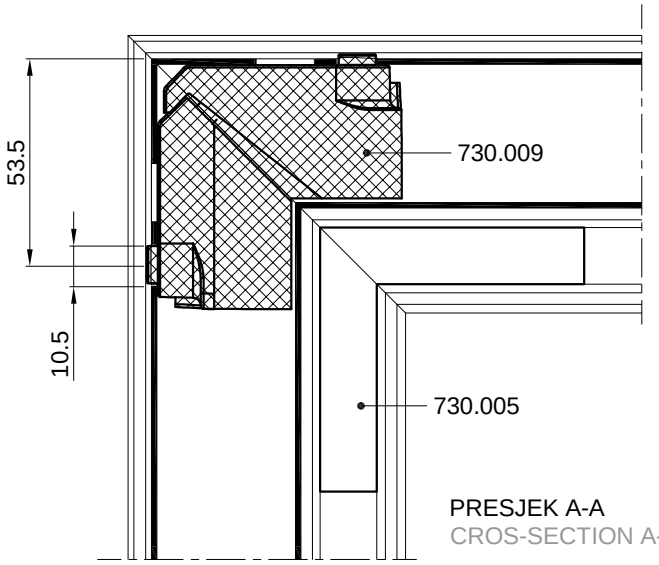
PRESJEK B-B
CROS-SECTION B-B



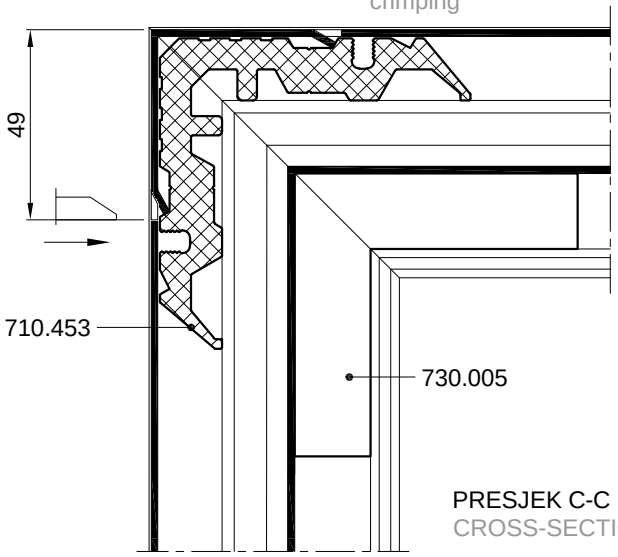


Spajanje kutnom spojnicom 730.009 s predobradom štancanja-(štanca S1)
Connection with corner bracket 730.009 with punching preprocessing-(punch S1)

Spajanje kutnom spojnicom 710.453 upreševanjem stijenke profila prema kutnoj spojnici
Corn. brac. connection 710.453 aluminium profile corner crimping

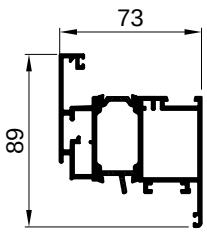


PRESJEK A-A
CROS-SECTION A-A

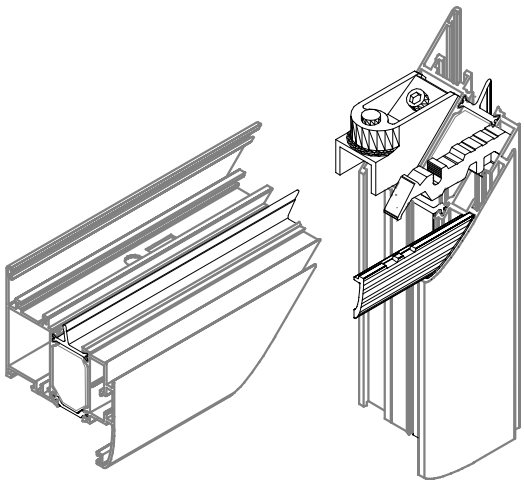


PRESJEK C-C
CROSS-SECTION C-C

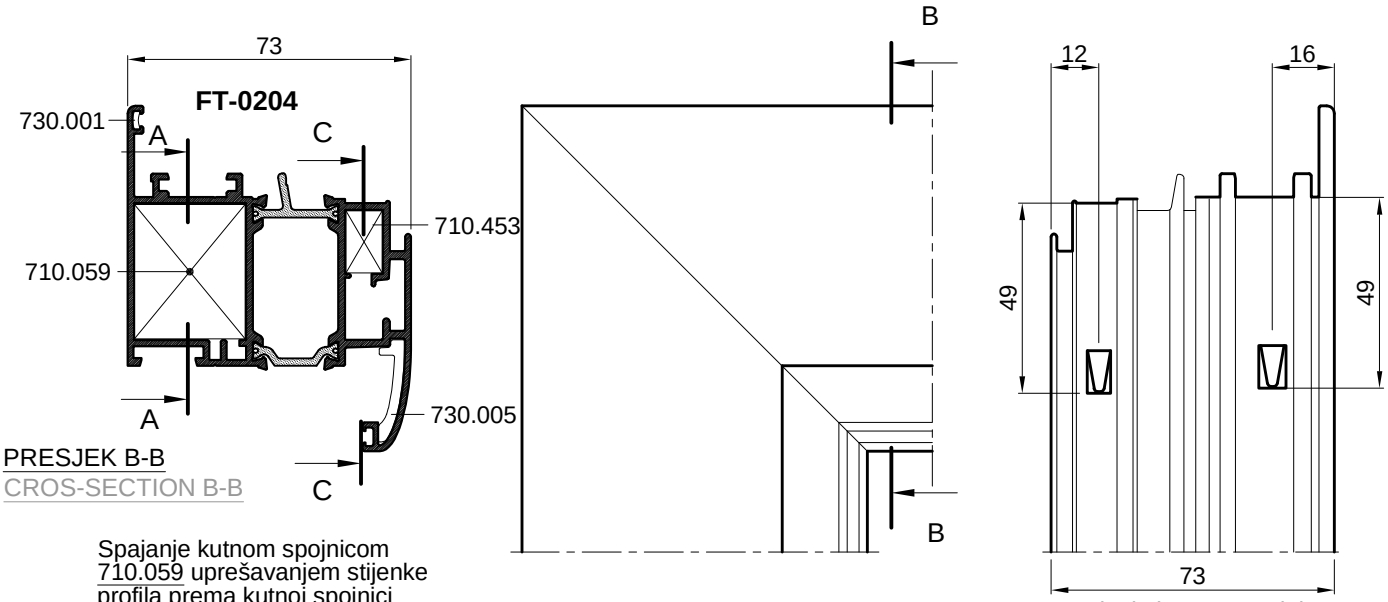
OVAJ RASPORED I NAČIN SPAJANJA KUTNIM SPOJNICAMA PRIMJENJIV JE I NA PROFILE **FT-0230**
THIS ARRANGEMENT AND BINDING METHOD WITH CORNER BRACKETS IS ALSO APPLICABLE FOR PROFILE **FT-0230**



FT-0230



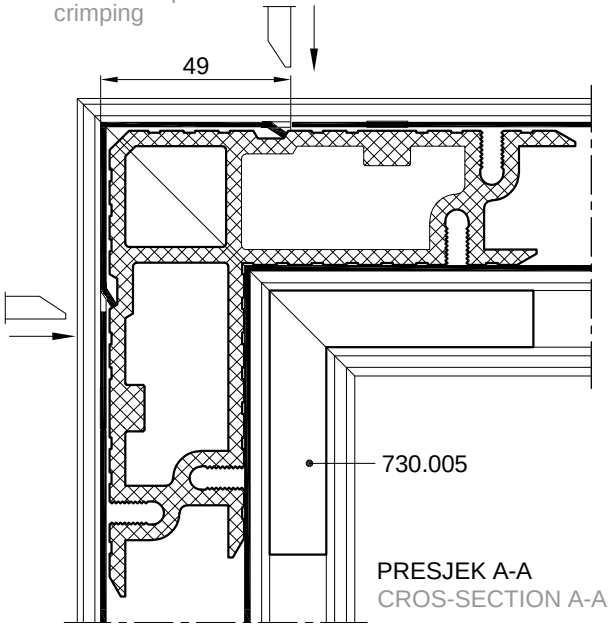
SPAJANJE PROFILA FT-0204 KUTNIM SPOJNICAMA; 710.059, 710.453
CONNECTION OF PROFILES FT-0204 WITH CORNER BRACKETS; 710.059, 710.453



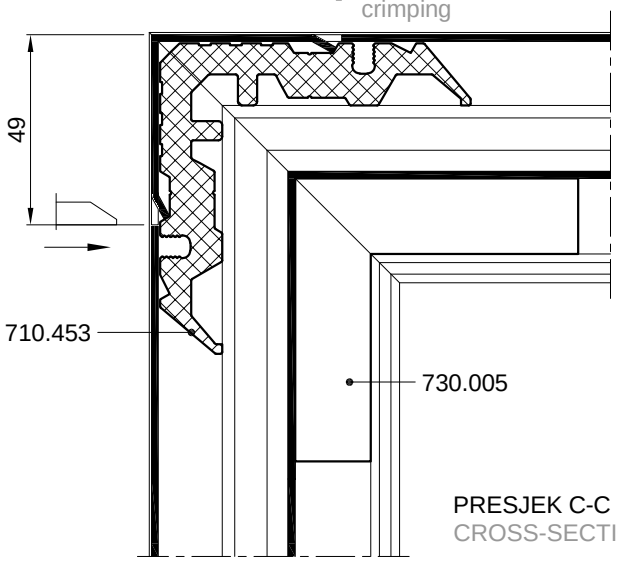
PRESJEK B-B
CROS-SECTION B-B

Spajanje kutnom spojnicom 710.059 uprešavanjem stijenke profila prema kutnoj spojnici
Corn. brac. connection 710.059 aluminium profile corner crimping

Spajanje kutnom spojnicom 710.453 uprešavanjem stijenke profila prema kutnoj spojnici
Corn. brac. connection 710.453 aluminium profile corner crimping

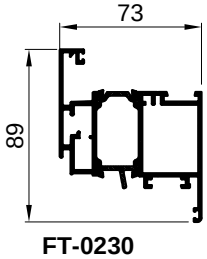


PRESJEK A-A
CROS-SECTION A-A

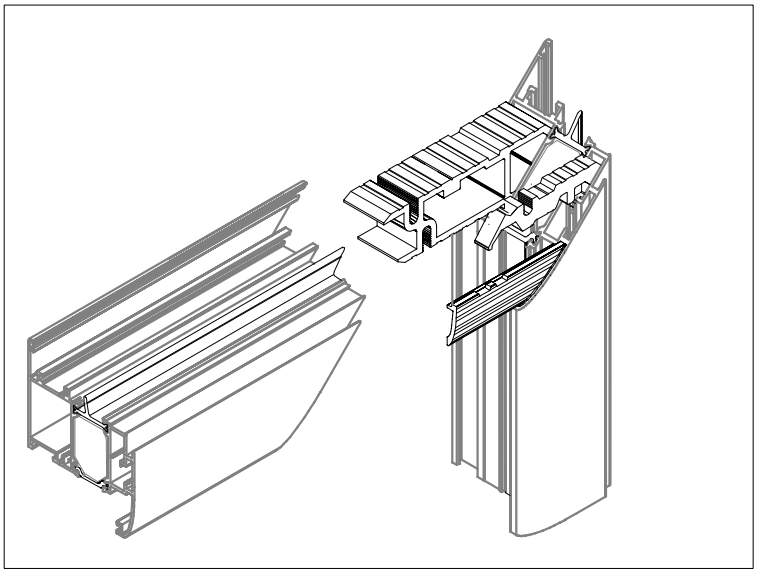


PRESJEK C-C
CROSS-SECTION C-C

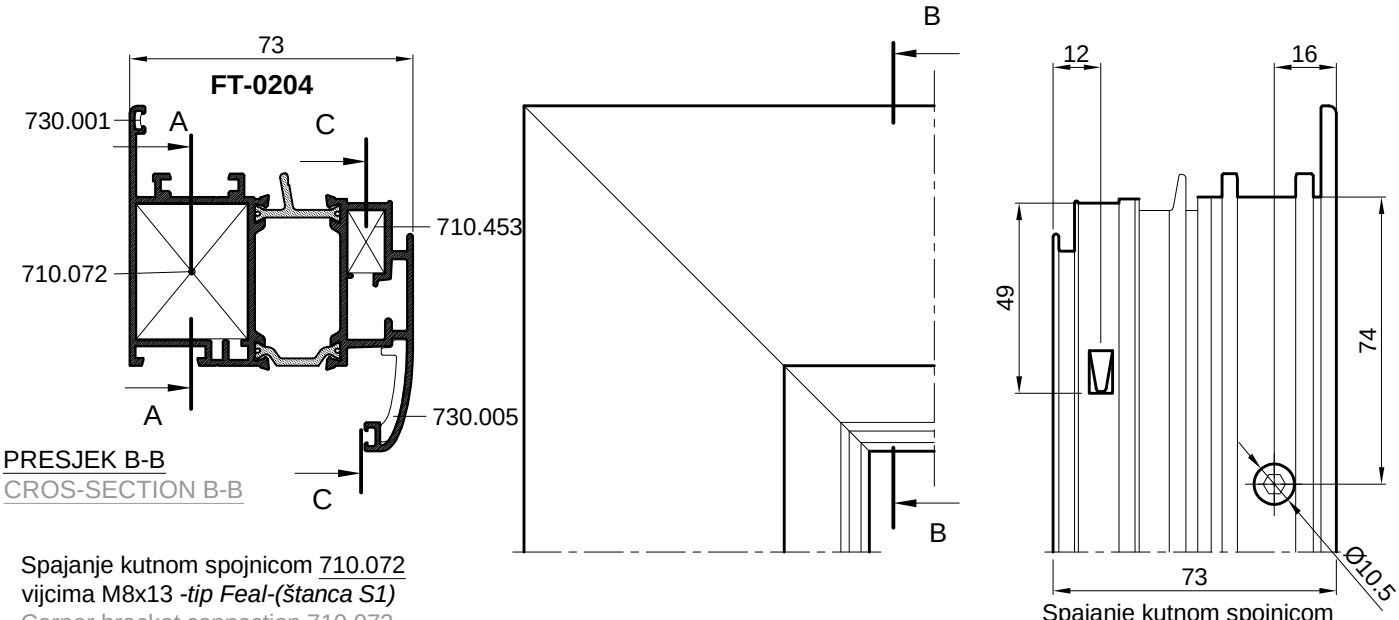
OVAJ RASPORED I NAČIN SPAJANJA KUTNIM SPOJNICAMA PRIMJENJIV JE I NA PROFILE **FT-0230**
THIS ARRANGEMENT AND BINDING METHOD WITH CORNER BRACKETS IS ALSO APPLICABLE FOR PROFILE **FT-0230**



FT-0230

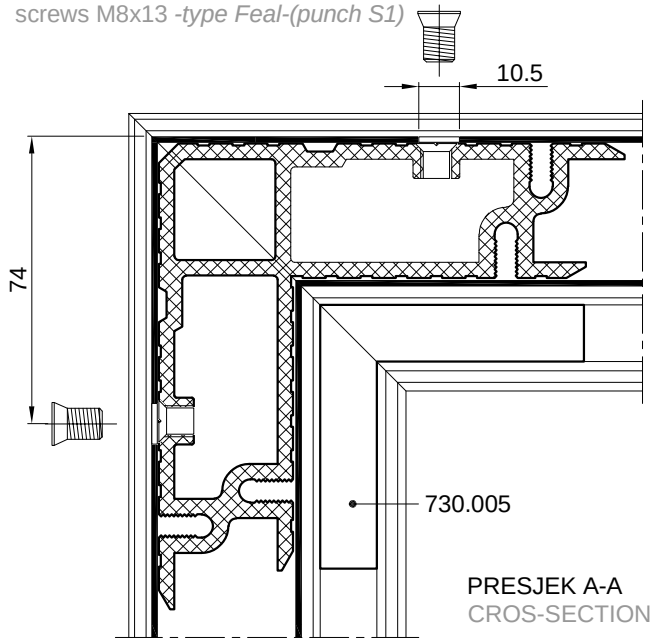


SPAJANJE PROFILA FT-0204 KUTNIM SPOJNICAMA; 710.072, 710.453
CONNECTION OF PROFILE FT-0204 WITH CORNER BRACKETS; 710.072, 710.453



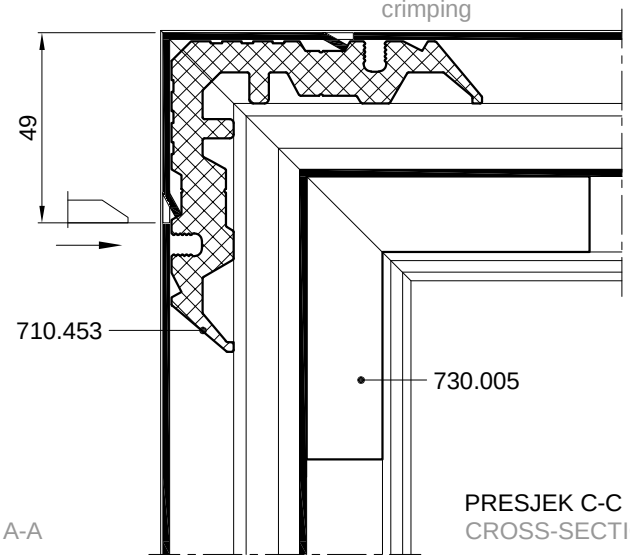
PRESJEK B-B
CROS-SECTION B-B

Spajanje kutnom spojnicom 710.072 vijcima M8x13 *-tip Feal-(štanca S1)*
Corner bracket connection 710.072 screws M8x13 *-type Feal-(punch S1)*



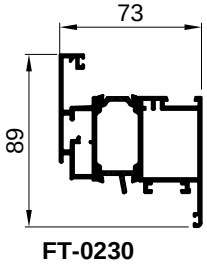
PRESJEK A-A
CROS-SECTION A-A

Spajanje kutnom spojnicom 710.453 uprešavanjem stijenke profila prema kutnoj spojnici
Corn. brac. connection 710.453 aluminium profile corner crimping

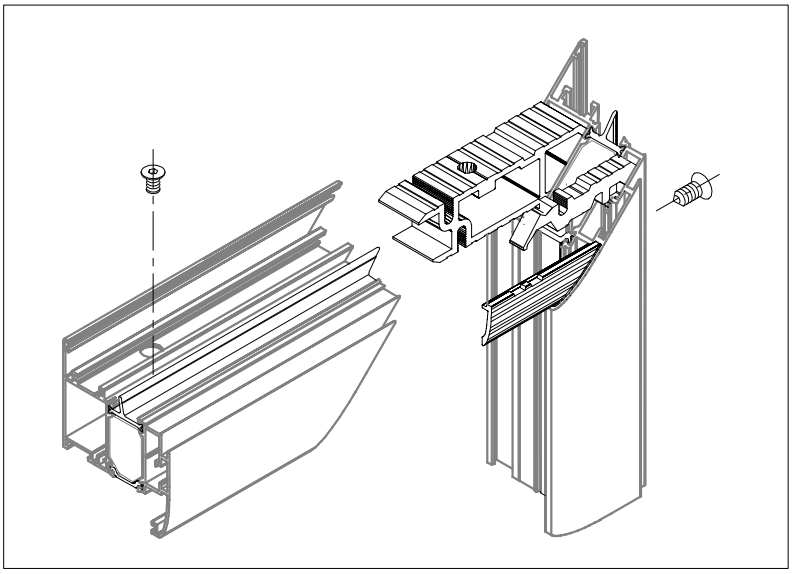


PRESJEK C-C
CROSS-SECTION C-C

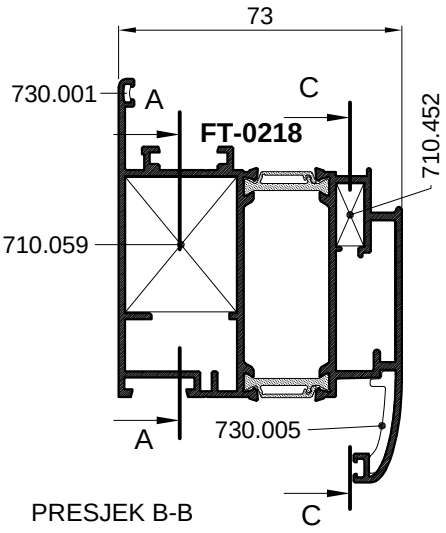
OVAJ RASPORED I NAČIN SPAJANJA KUTNIM SPOJNICAMA PRIMJENJIV JE I NA PROFILE **FT-0230**
THIS ARRANGEMENT AND BINDING METHOD WITH CORNER BRACKETS IS ALSO APPLICABLE FOR PROFILE **FT-0230**



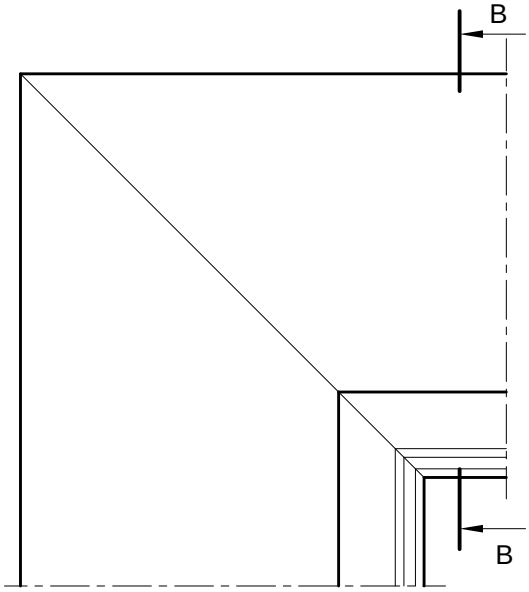
FT-0230

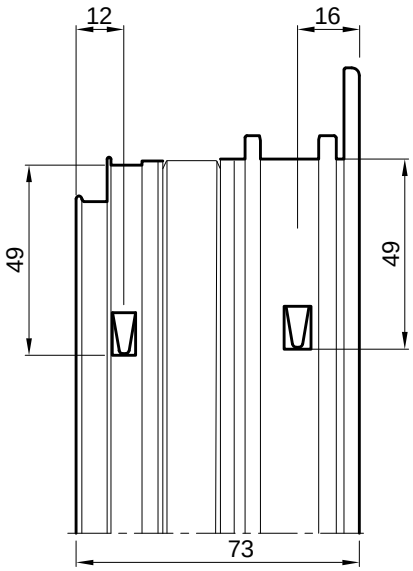


SPAJANJE PROFILA FT-0218 KUTNIM SPOJNICAMA; 710.059, 710.452
CONNECTION OF PROFILE FT-0218 WITH CORNER BRACKETS; 710.059, 710.452

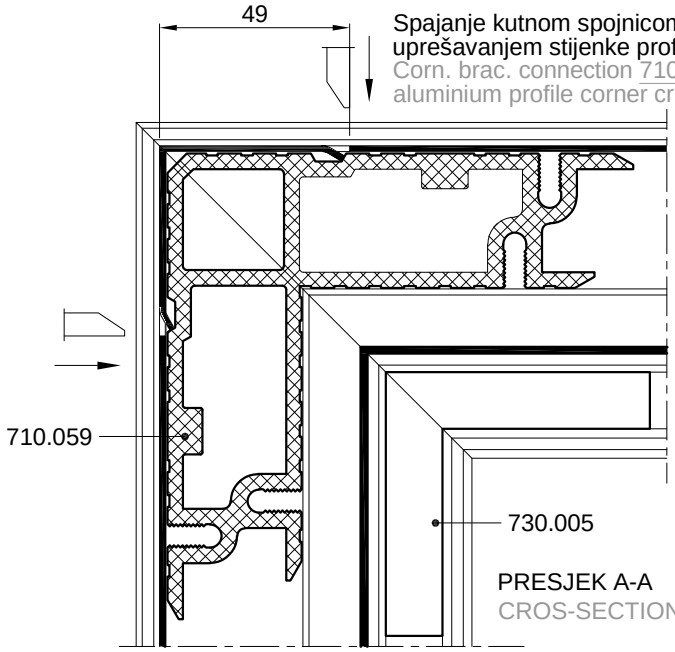


PRESJEK B-B
CROS-SECTION B-B



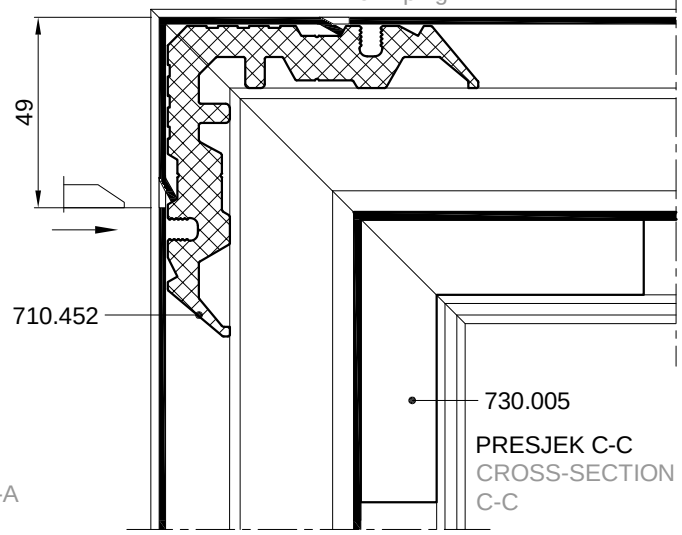


Spajanje kutnom spojnicom 710.452 uprešavanjem stijenke profila prema kutnoj spojnici
Corn. brac. connection 710.452 aluminium profile corner crimping



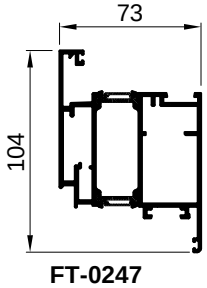
Spajanje kutnom spojnicom 710.059 uprešavanjem stijenke profila prema kutnoj spojnici
Corn. brac. connection 710.059 aluminium profile corner crimping

PRESJEK A-A
CROS-SECTION A-A

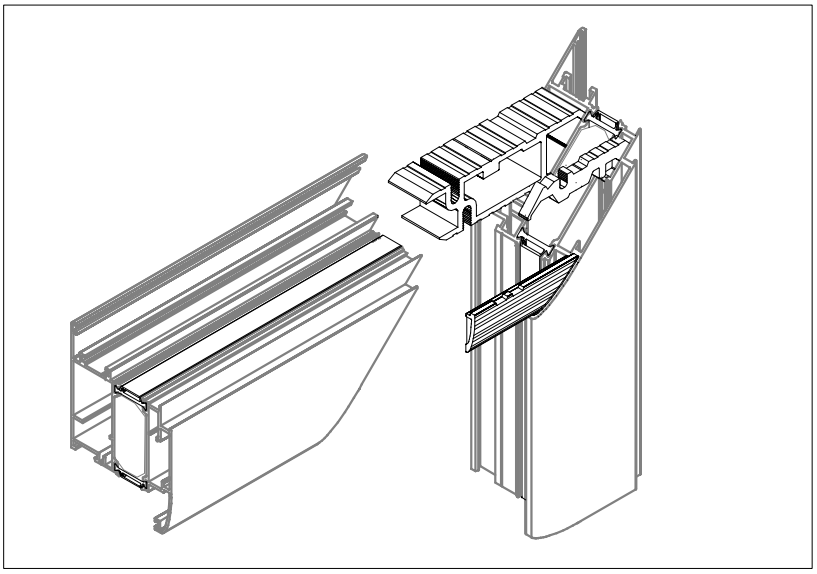


PRESJEK C-C
CROSS-SECTION C-C

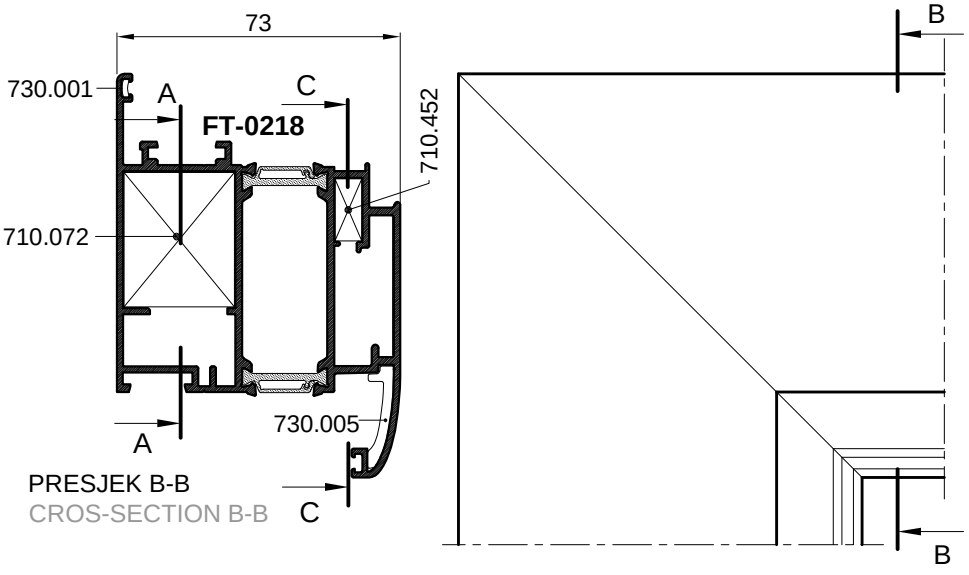
OVAJ RASPORED I NAČIN SPAJANJA KUTNIM SPOJNICAMA PRIMJENJIV JE I NA PROFILE **FT-0247**
THIS ARRANGEMENT AND BINDING METHOD WITH CORNER BRACKETS IS ALSO APPLICABLE FOR PROFILE **FT-0247**



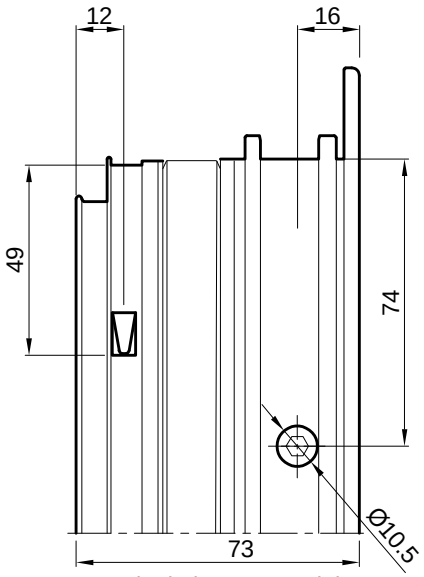
FT-0247



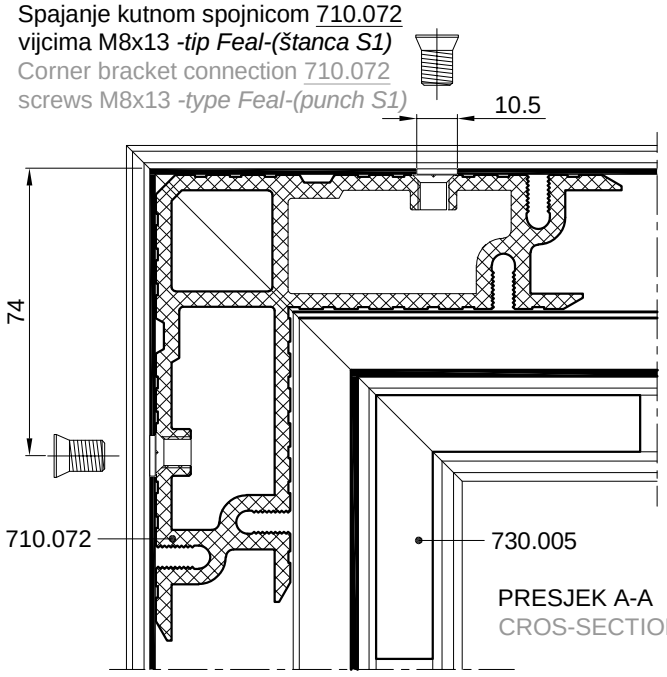
SPAJANJE PROFILA FT-0218 KUTNIM SPOJNICAMA; 710.072, 710.452
CONNECTION OF PROFILES FT-0218 WITH CORNER BRACKETS; 710.072, 710.452



PRESJEK B-B
CROS-SECTION B-B

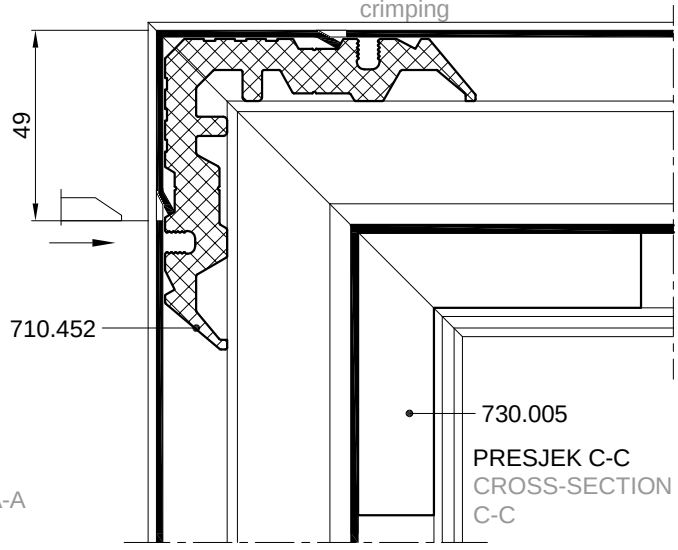


Spajanje kutnom spojnicom 710.072 vijcima M8x13 *-tip Feal-(štanca S1)*
Corner bracket connection 710.072 screws M8x13 *-type Feal-(punch S1)*



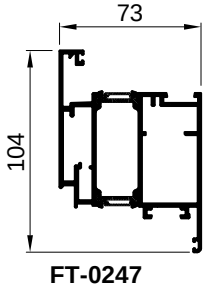
PRESJEK A-A
CROS-SECTION A-A

Spajanje kutnom spojnicom 710.452 uprešavanjem stijenke profila prema kutnoj spojnici
Corn. brac. connection 710.452 aluminium profile corner crimping

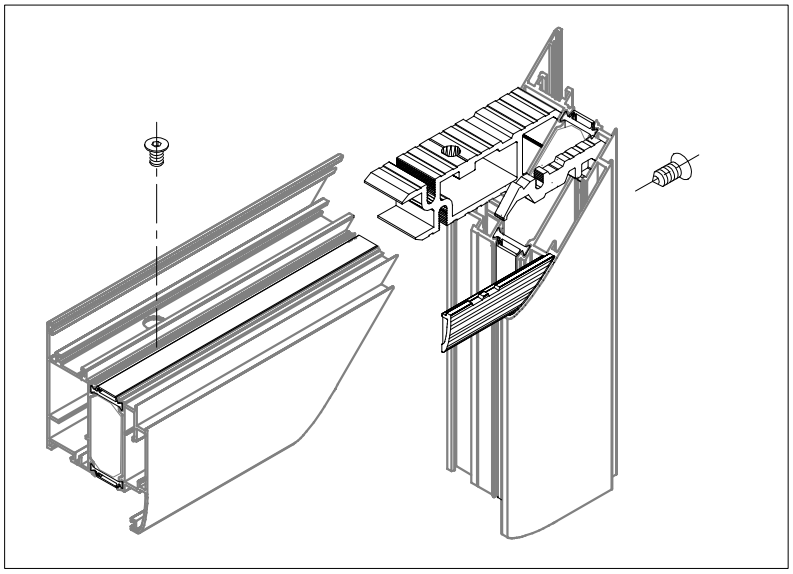


PRESJEK C-C
CROSS-SECTION C-C

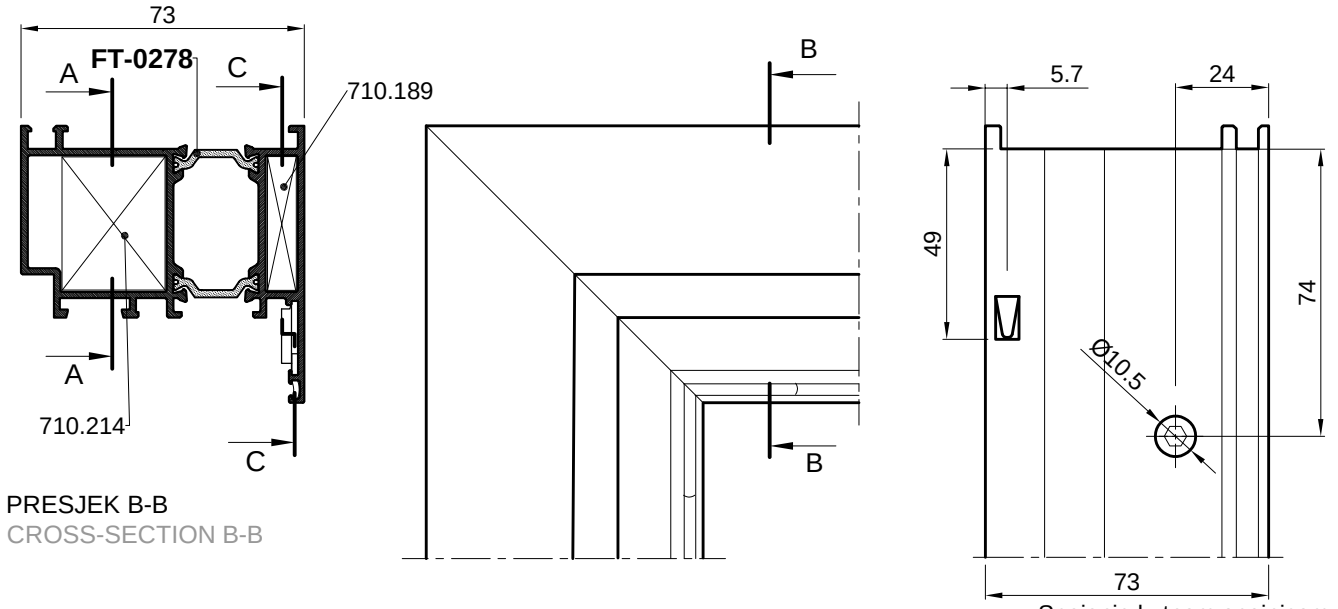
OVAJ RASPORED I NAČIN SPAJANJA KUTNIM SPOJNICAMA PRIMJENJIV JE I NA PROFILE **FT-0247**
THIS ARRANGEMENT AND BINDING METHOD WITH CORNER BRACKETS IS ALSO APPLICABLE FOR PROFILE **FT-0247**



FT-0247



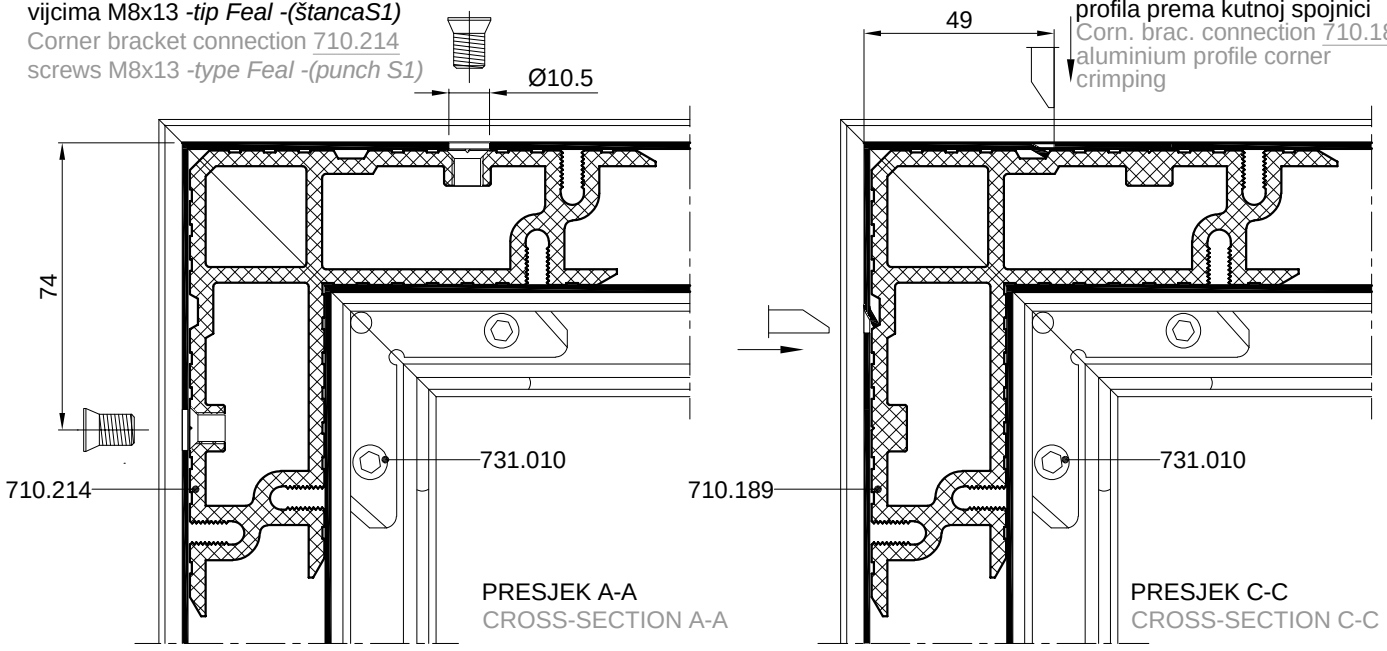
SPAJANJE PROFILA **FT-0278** KUTNIM SPOJNICAMA 710.214, 710.189
CONNECTION OF PROFILE **FT-0278** WITH CORNER BRACKETS 710.214, 710.189

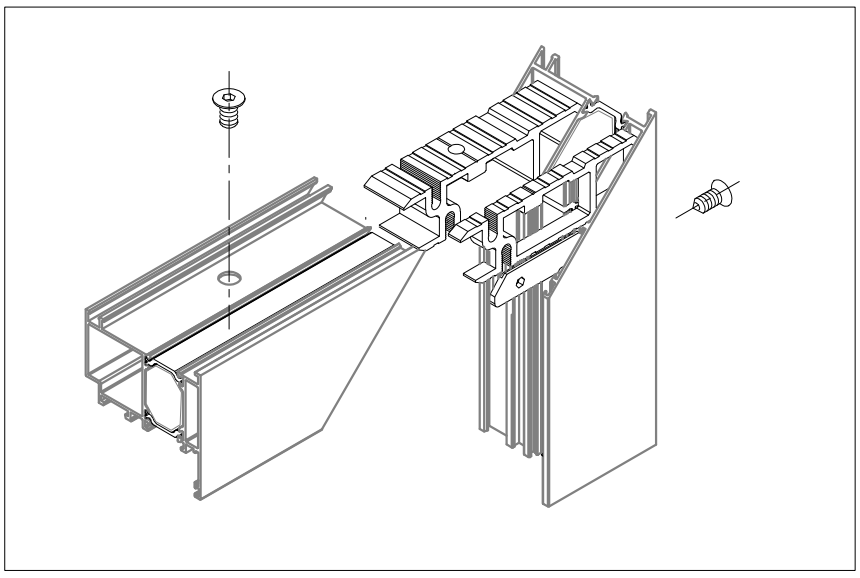


PRESJEK B-B
CROSS-SECTION B-B

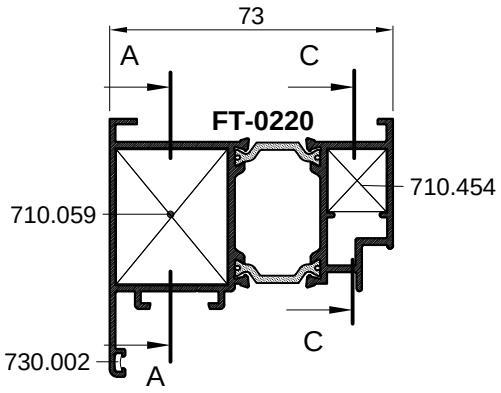
Spajanje kutnom spojnicom 710.214 vijcima M8x13 *-tip Feal -(štancaS1)*
Corner bracket connection 710.214 screws M8x13 *-type Feal -(punch S1)*

Spajanje kutnom spojnicom 710.189 uprešavanjem stijenke profila prema kutnoj spojnici
Corn. brac. connection 710.189 aluminium profile corner crimping

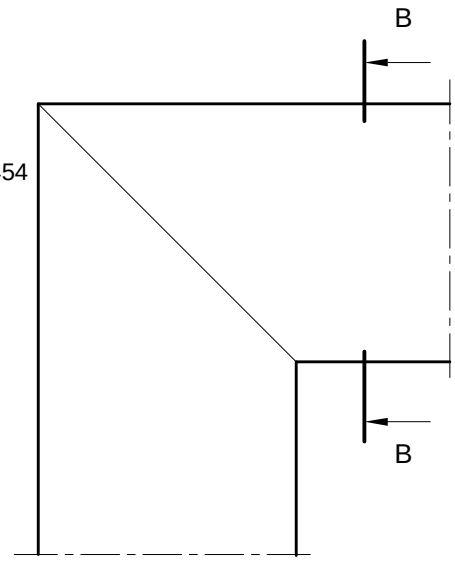


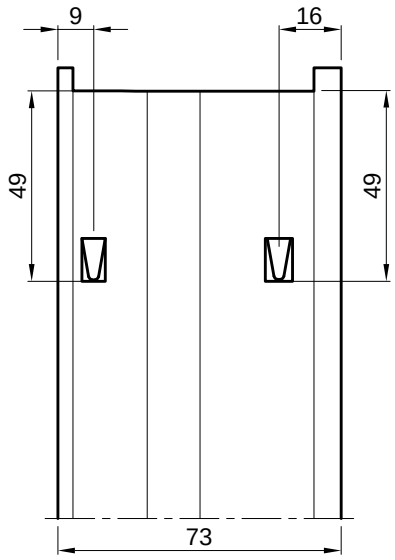


SPAJANJE PROFILA FT-0220 KUTNIM SPOJNICAMA; 710.059, 710.454
CONNECTION OF PROFILE FT-0220 WITH CORNER BRACKETS; 710.059, 710.454

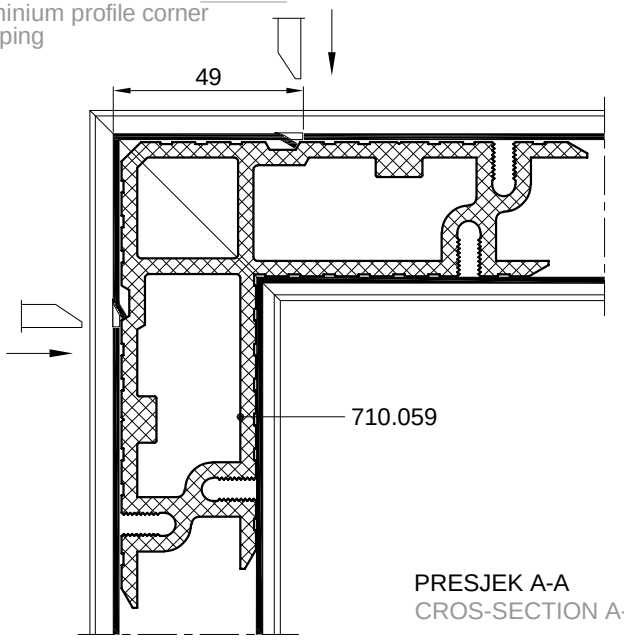


PRESJEK B-B
CROS-SECTION B-B



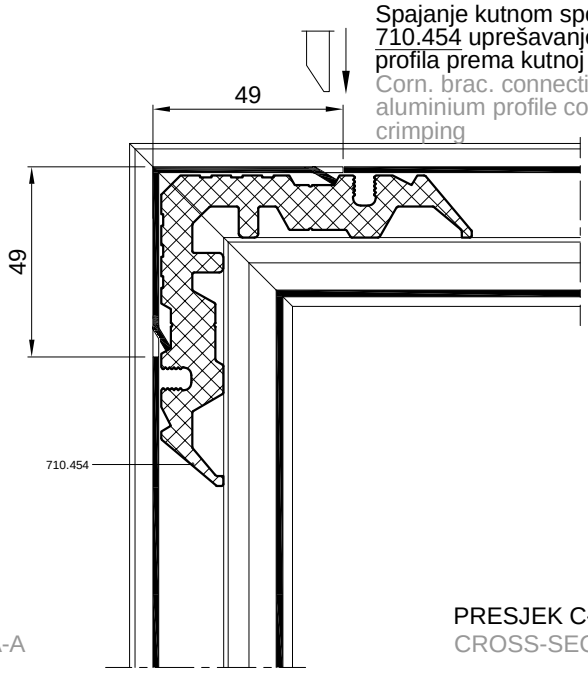


Spajanje kutnom spojnicom 710.059 uprešavanjem stijenke profila prema kutnoj spojnici
Corn. brac. connection 710.059 aluminium profile corner crimping

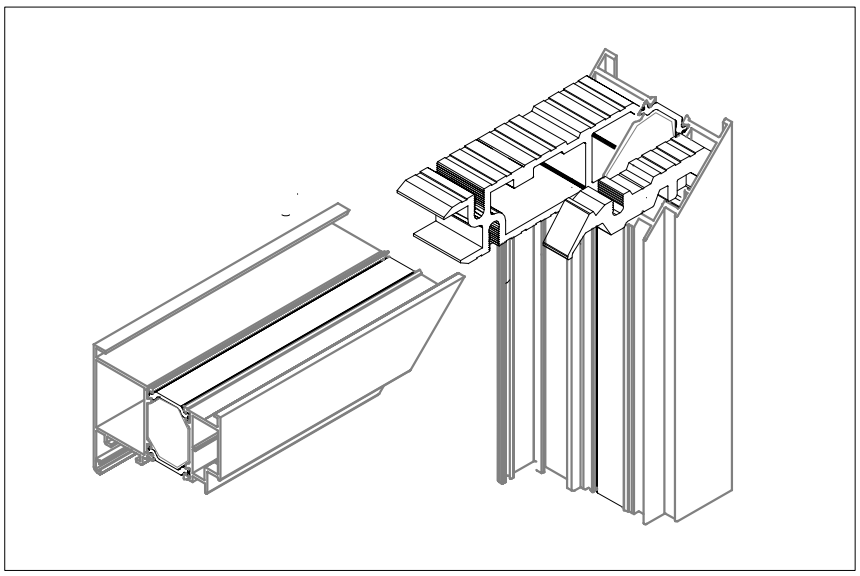


PRESJEK A-A
CROS-SECTION A-A

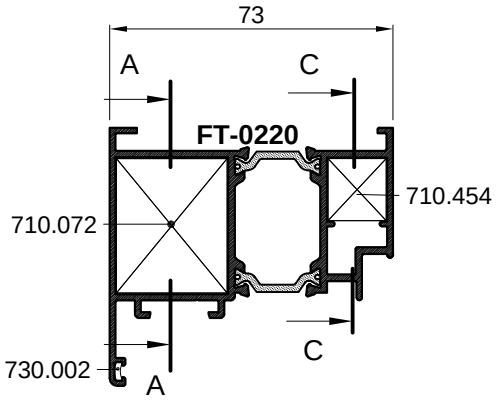
Spajanje kutnom spojnicom 710.454 uprešavanjem stijenke profila prema kutnoj spojnici
Corn. brac. connection 710.454 aluminium profile corner crimping



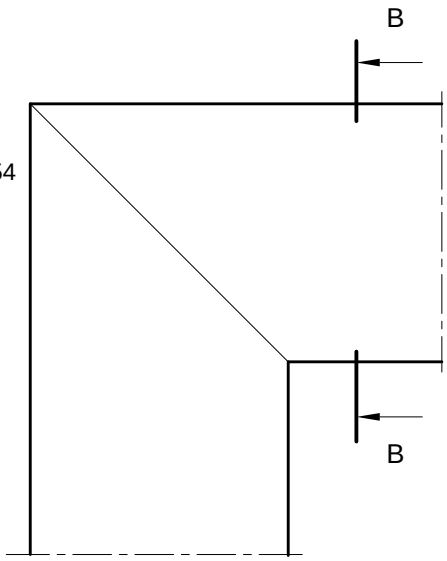
PRESJEK C-C
CROSS-SECTION C-C

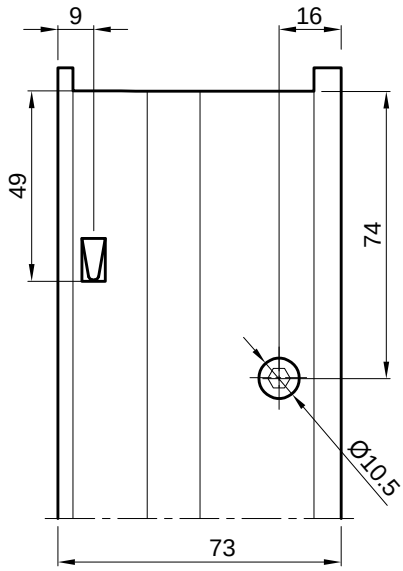


SPAJANJE PROFILA FT-0220 KUTNIM SPOJNICAMA; 710.072, 710.454
CONNECTION OF PROFILE FT-0220 WITH CORNER BRACKETS; 710.072, 710.454

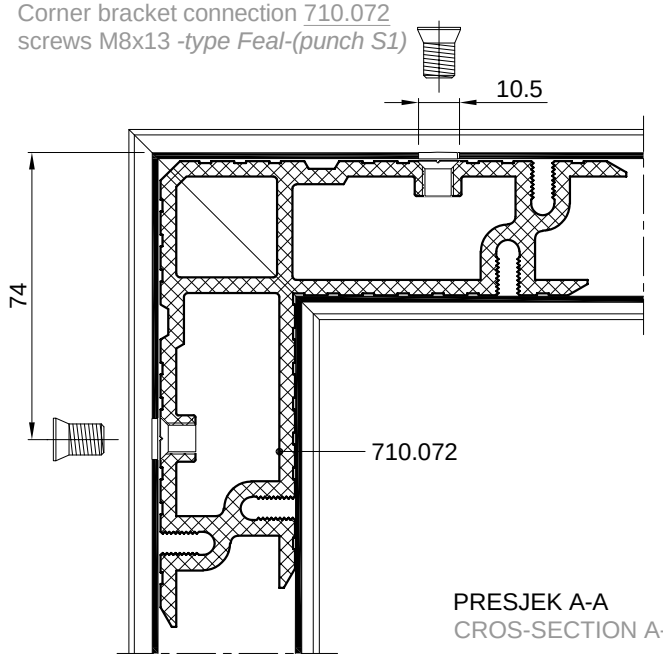


PRESJEK B-B
CROS-SECTION B-B



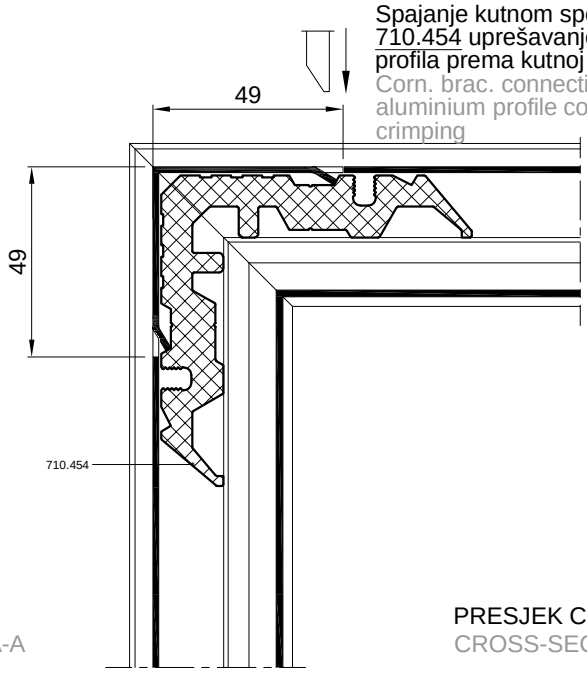


Spajanje kutnom spojnicom 710.072
vijcima M8x13 *-tip Feal-(štanca S1)*
Corner bracket connection 710.072
screws M8x13 *-type Feal-(punch S1)*

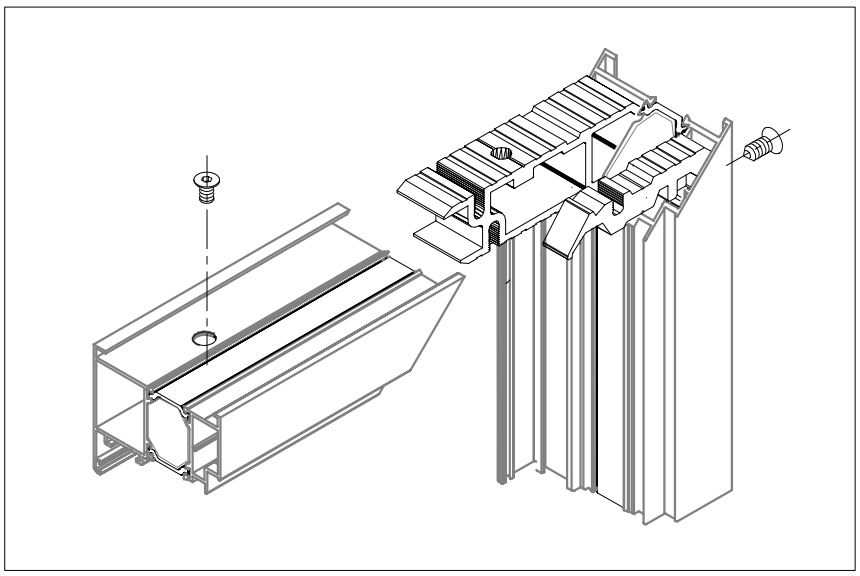


PRESJEK A-A
CROS-SECTION A-A

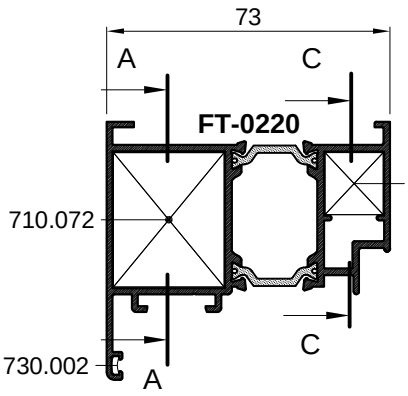
Spajanje kutnom spojnicom 710.454 uprešavanjem stijenke profila prema kutnoj spojnici
Corn. brac. connection 710.454 aluminium profile corner crimping

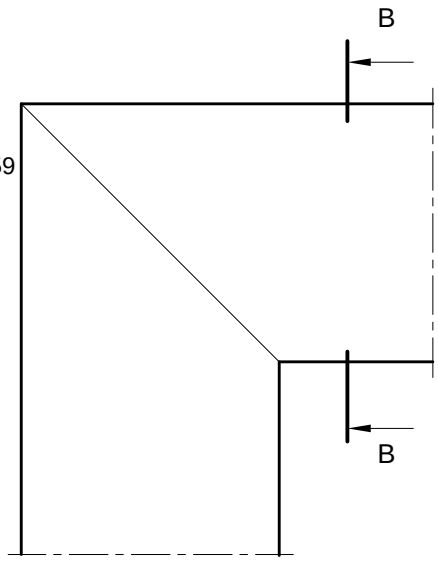


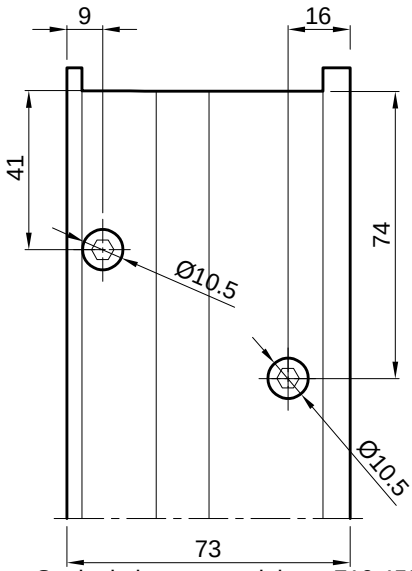
PRESJEK C-C
CROSS-SECTION C-C



SPAJANJE PROFILA FT-0220 KUTNIM SPOJNICAMA; 710.072, 710.459
CONNECTION OF PROFILE FT-0220 WITH CORNER BRACKETS; 710.072, 710.459

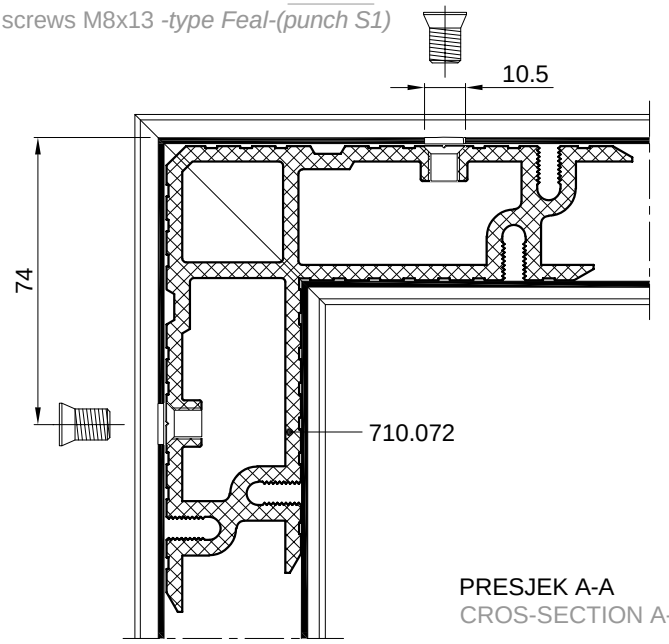






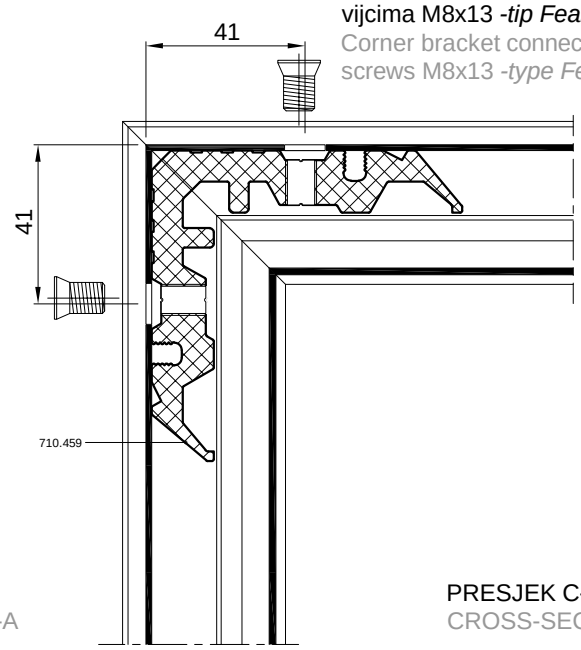
PRESJEK B-B
CROS-SECTION B-B

Spajanje kutnom spojnicom 710.072
vijcima M8x13 *-tip Feal-(štanca S1)*
Corner bracket connection 710.072
screws M8x13 *-type Feal-(punch S1)*

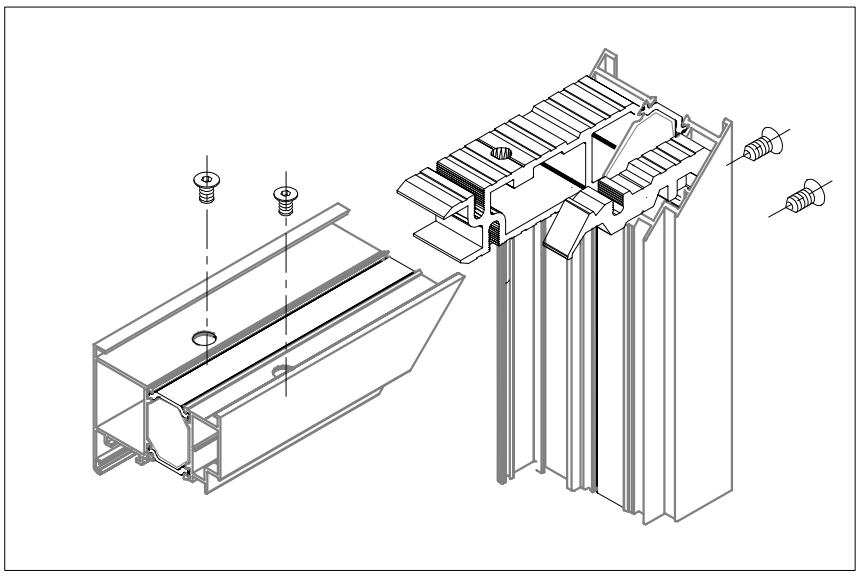


PRESJEK A-A
CROS-SECTION A-A

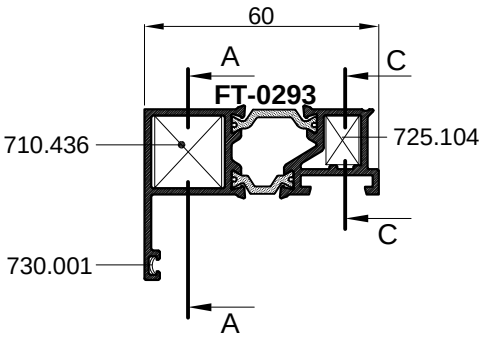
Spajanje kutnom spojnicom 710.459
vijcima M8x13 *-tip Feal*
Corner bracket connection 710.459
screws M8x13 *-type Feal*

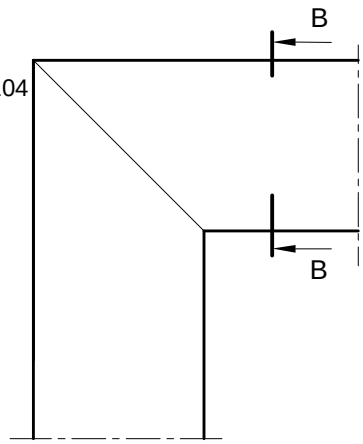


PRESJEK C-C
CROSS-SECTION C-C

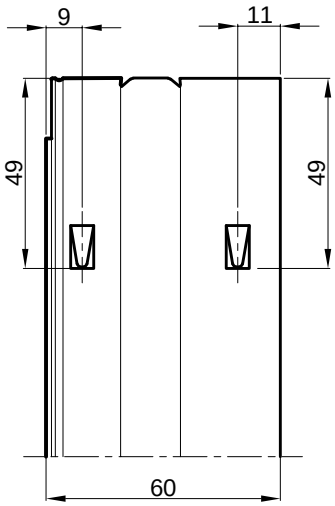


SPAJANJE PROFILA FT-0239 KUTNIM SPOJNICAMA; 710.436, 725.104
CONNECTION OF PROFILE FT-0239 WITH CORNER BRACKETS; 710.436, 725.104

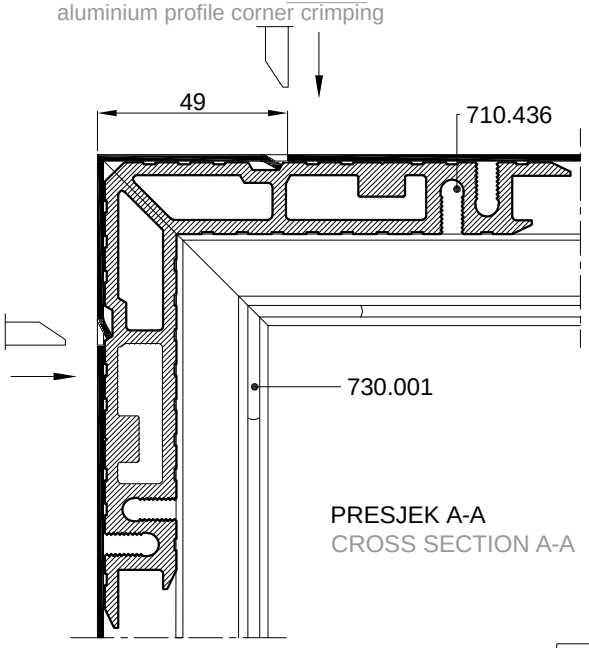




PRESJEK B-B
CROSS SECTION B-B

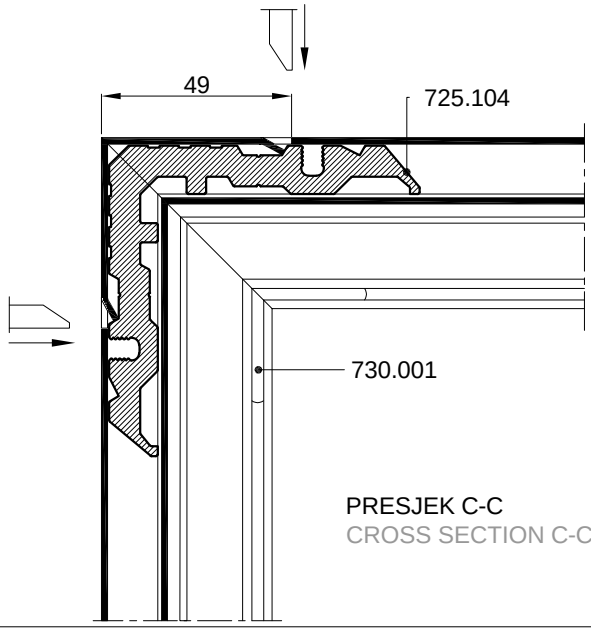


Spajanje kutnom spojnicom 710.436 uprešavanjem stijenke profila u kutnu spojnicu
Corn. brac. connection 710.436 aluminium profile corner crimping

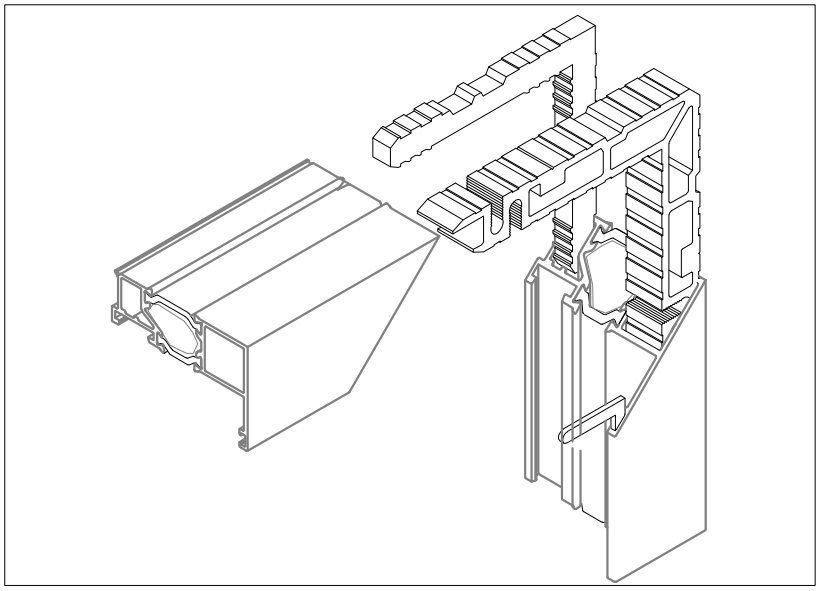


PRESJEK A-A
CROSS SECTION A-A

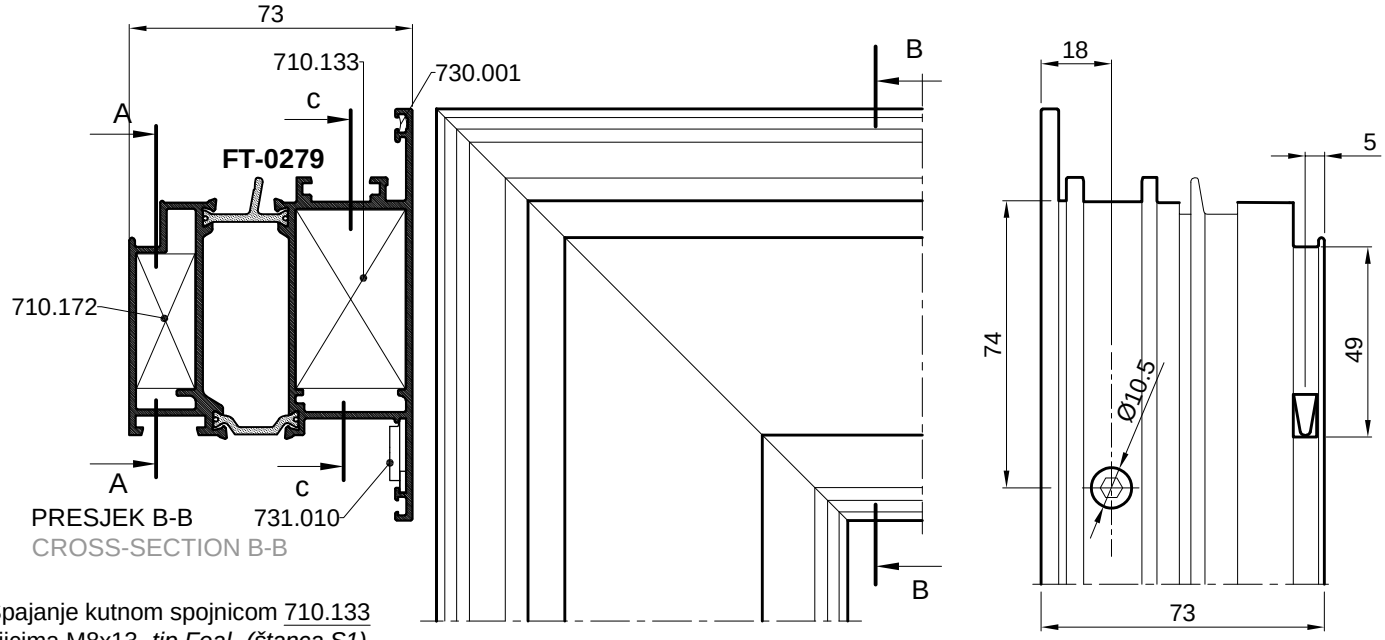
Spajanje kutnom spojnicom 725.104 uprešavanjem stijenke profila u kutnu spojnicu
Corn. brac. connection 725.104 aluminium profile corner crimping



PRESJEK C-C
CROSS SECTION C-C

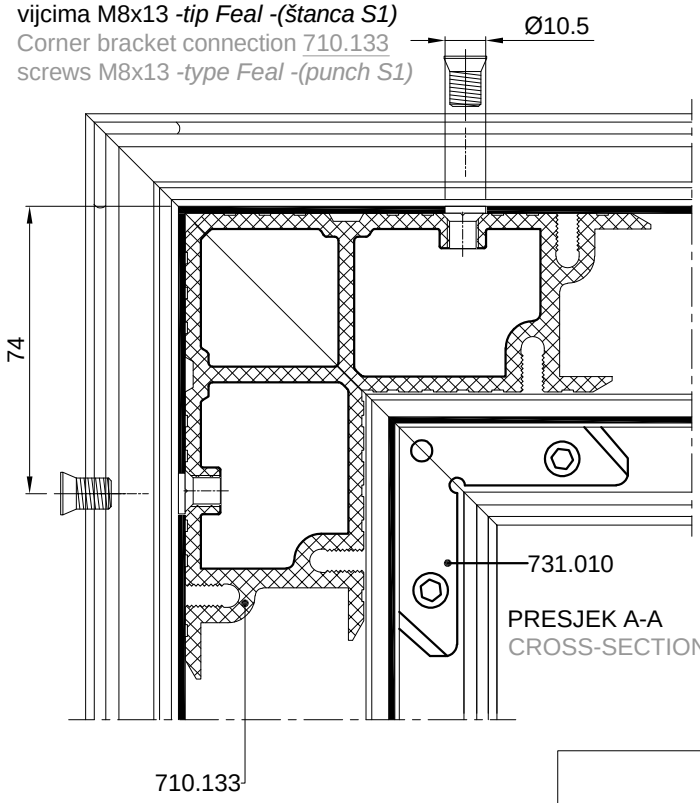


SPAJANJE PROFILA **FT-0279** KUTNIM SPOJNICAMA 710.133, 710.172
CONNECTION OF PROFILE **FT-0279** WITH CORNER BRACKETS 710.133, 710.172



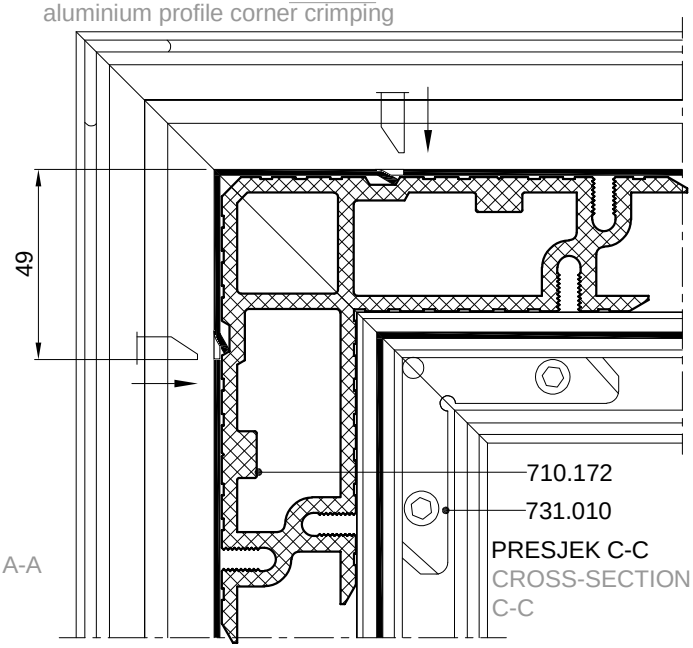
PRESJEK B-B
CROSS-SECTION B-B

Spajanje kutnom spojnicom 710.133
vijcima M8x13 *-tip Feal -(štanca S1)*
Corner bracket connection 710.133
screws M8x13 *-type Feal -(punch S1)*

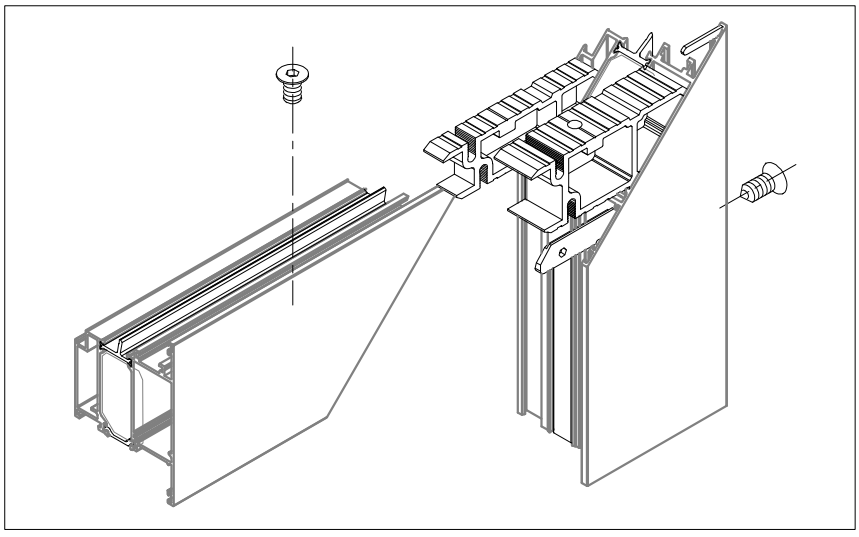


PRESJEK A-A
CROSS-SECTION A-A

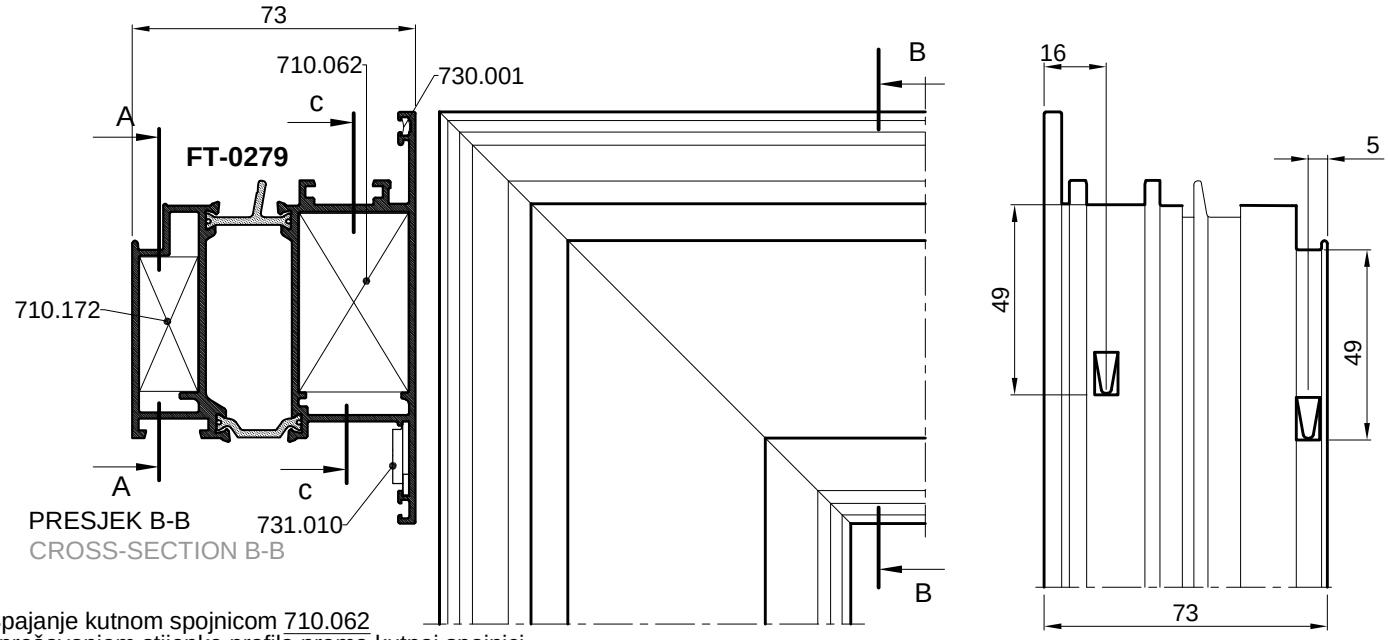
Spajanje kutnom spojnicom 710.172
uprešavanjem stijenke profila prema kutnoj spojnici
Corn. brac. connection 710.172
aluminium profile corner crimping



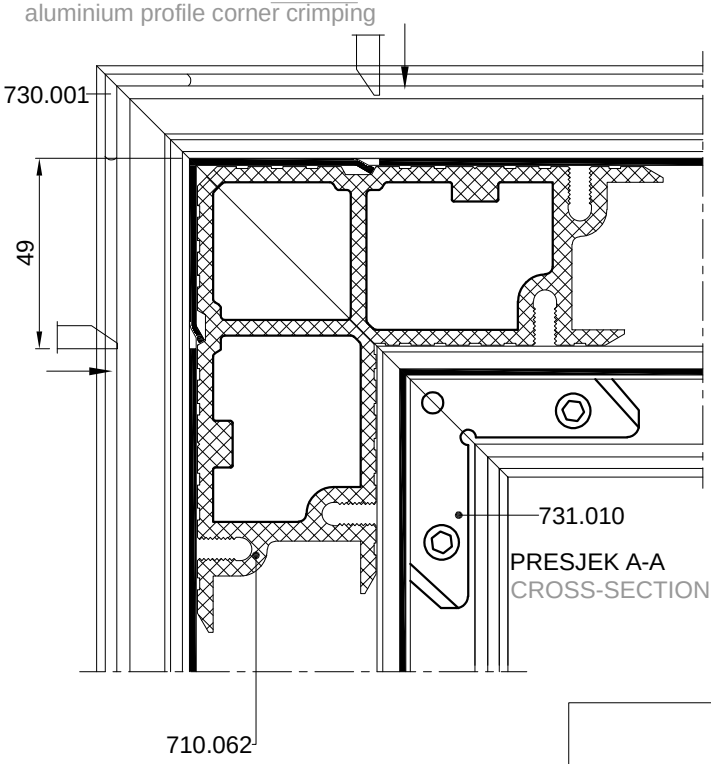
PRESJEK C-C
CROSS-SECTION C-C



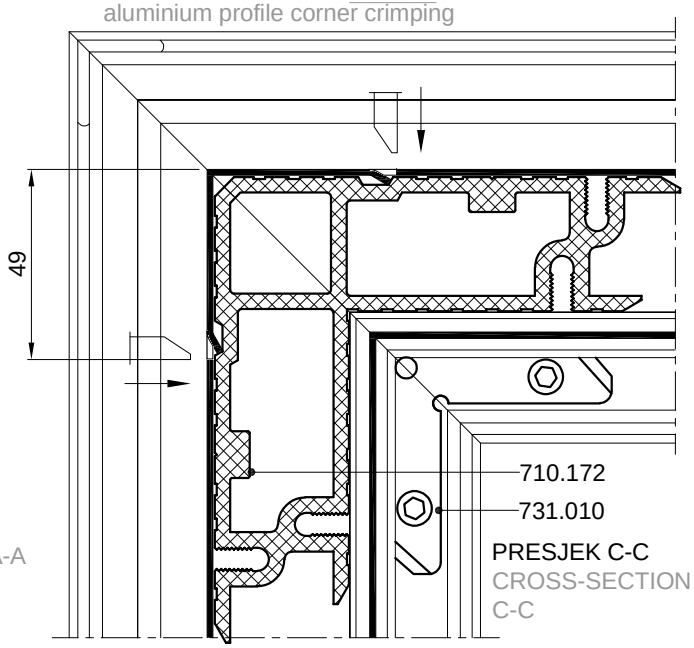
SPAJANJE PROFILA **FT-0279** KUTNIM SPOJNICAMA 710.062, 710.172
CONNECTION OF PROFILE **FT-0279** WITH CORNER BRACKETS 710.062, 710.172

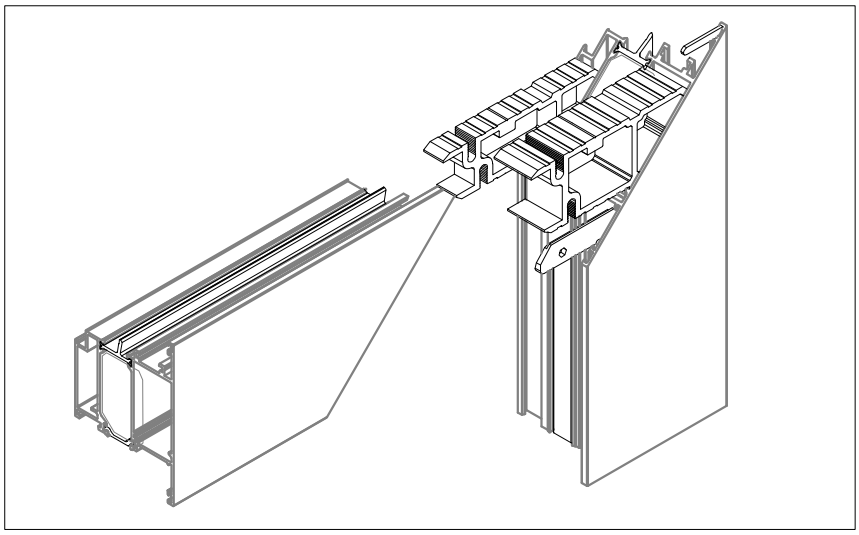


Spajanje kutnom spojnicom 710.062
uprešavanjem stijenke profila prema kutnoj spojnici
Corn. brac. connection 710.062
aluminium profile corner crimping

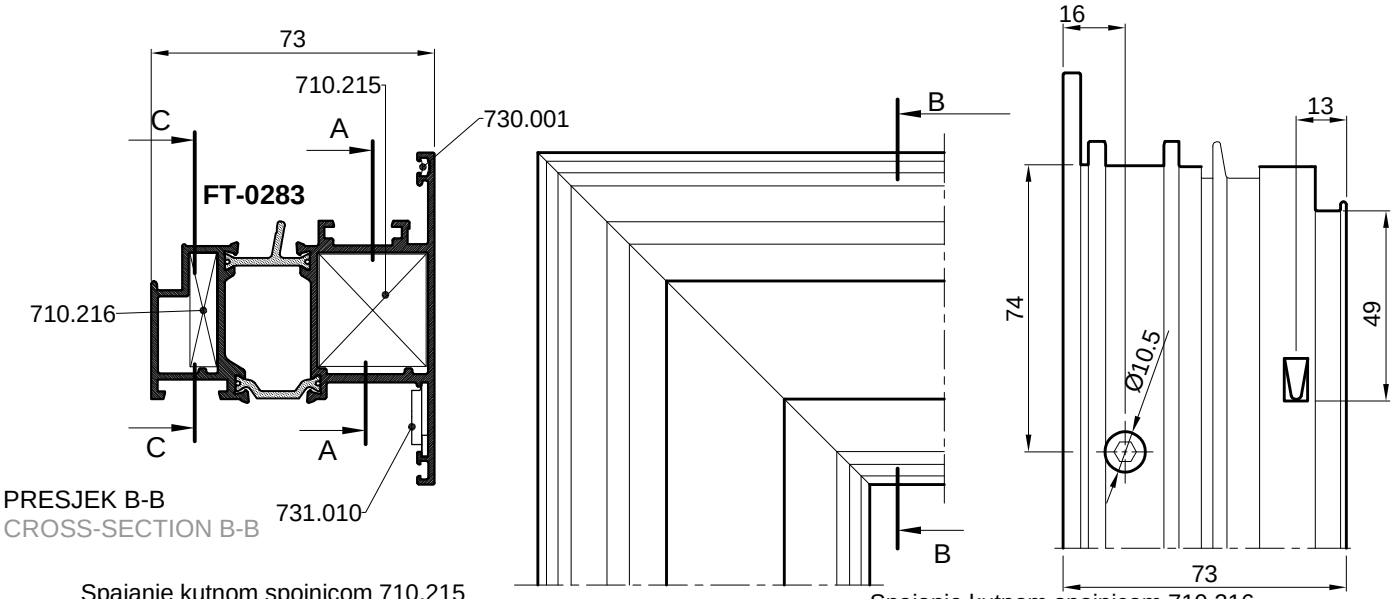


Spajanje kutnom spojnicom 710.172
uprešavanjem stijenke profila prema kutnoj spojnici
Corn. brac. connection 710.172
aluminium profile corner crimping

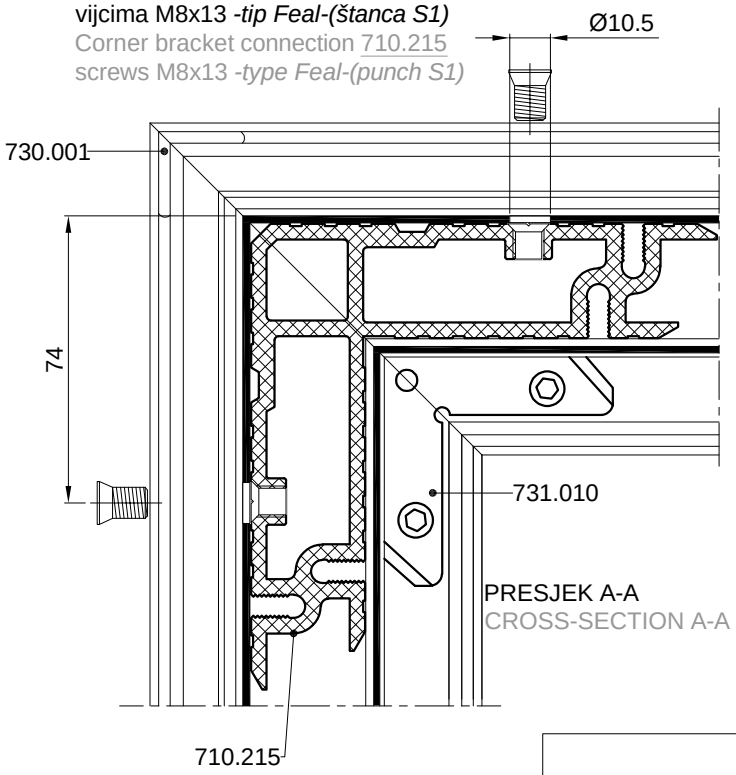




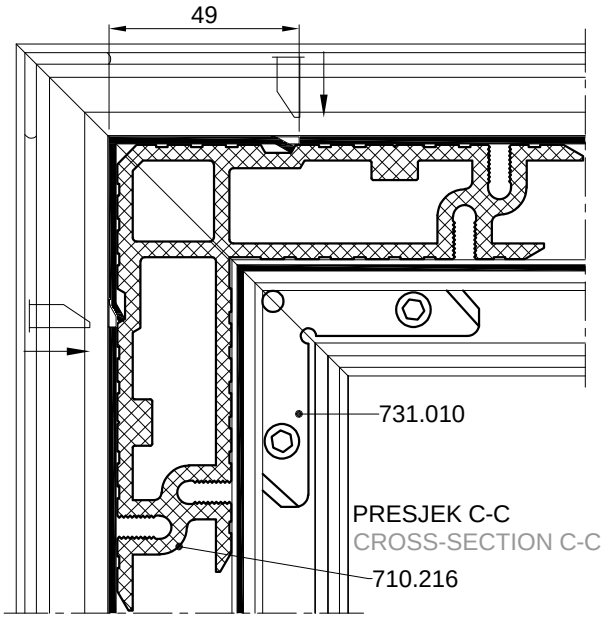
SPAJANJE PROFILA **FT-0283** KUTNIM SPOJNICAMA 710.215, 710.216
CONNECTION OF PROFILE **FT-0283** WITH CORNER BRACKETS 710.215, 710.216

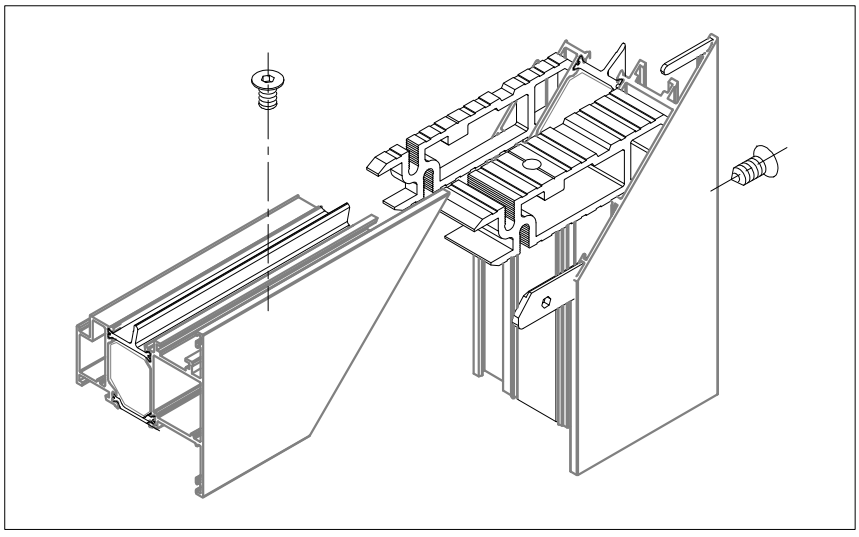


Spajanje kutnom spojnicom 710.215
vijcima M8x13 *-tip Feal-(štanca S1)*
Corner bracket connection 710.215
screws M8x13 *-type Feal-(punch S1)*

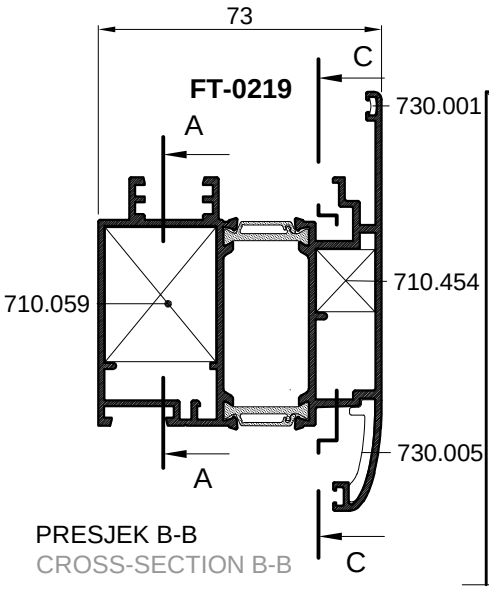


Spajanje kutnom spojnicom 710.216
uprešavanjem stijenke profila prema kutnoj spojnici
Corn. brac. connection 710.216
aluminium profile corner crimping

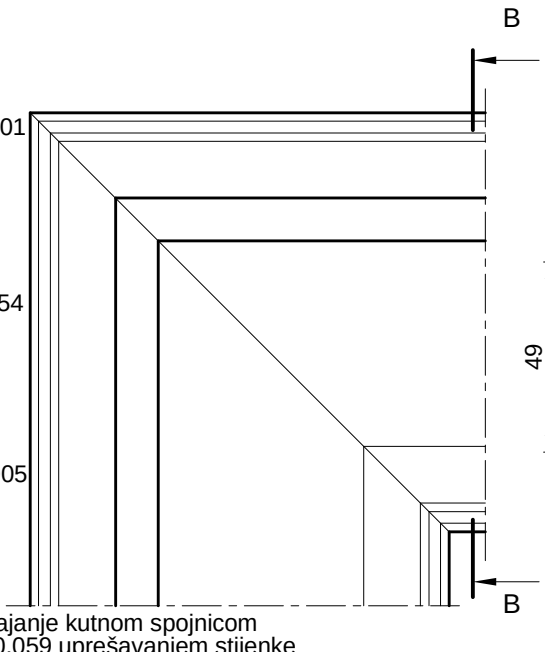


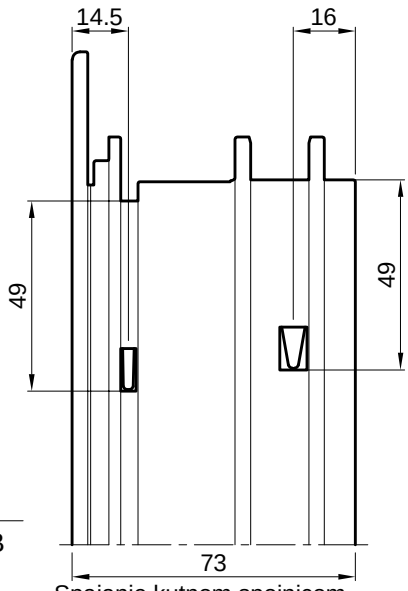


SPAJANJE PROFILA FT-0219 KUTNIM SPOJNICAMA; 710.059, 710.454
CONNECTION OF PROFILE FT-0219 WITH CORNER BRACKETS; 710.059, 710.454



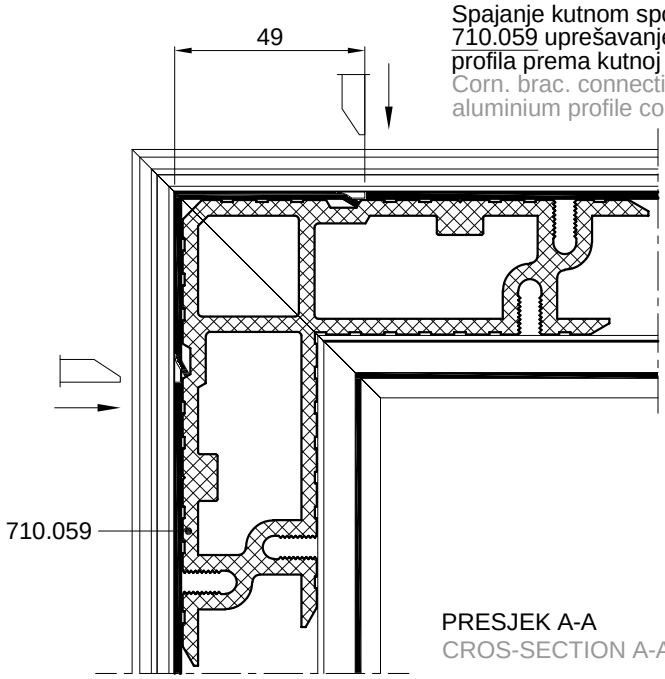
PRESJEK B-B
CROSS-SECTION B-B



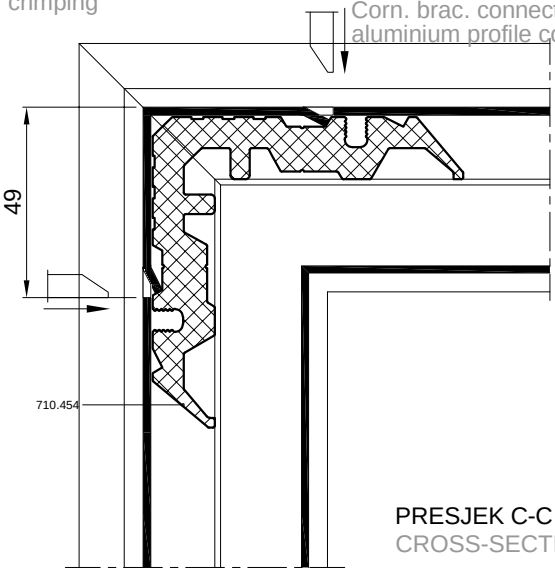


Spajanje kutnom spojnicom 710.059 uprešavanjem stijenke profila prema kutnoj spojnici
Corn. brac. connection 710.059 aluminium profile corner crimping

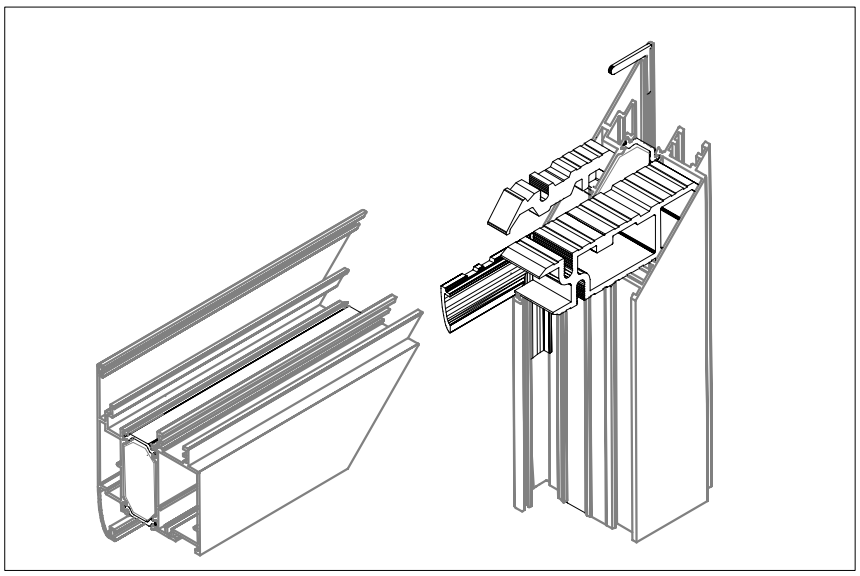
Spajanje kutnom spojnicom 710.454 uprešavanjem stijenke profila prema kutnoj spojnici
Corn. brac. connection 710.454 aluminium profile corner crimping



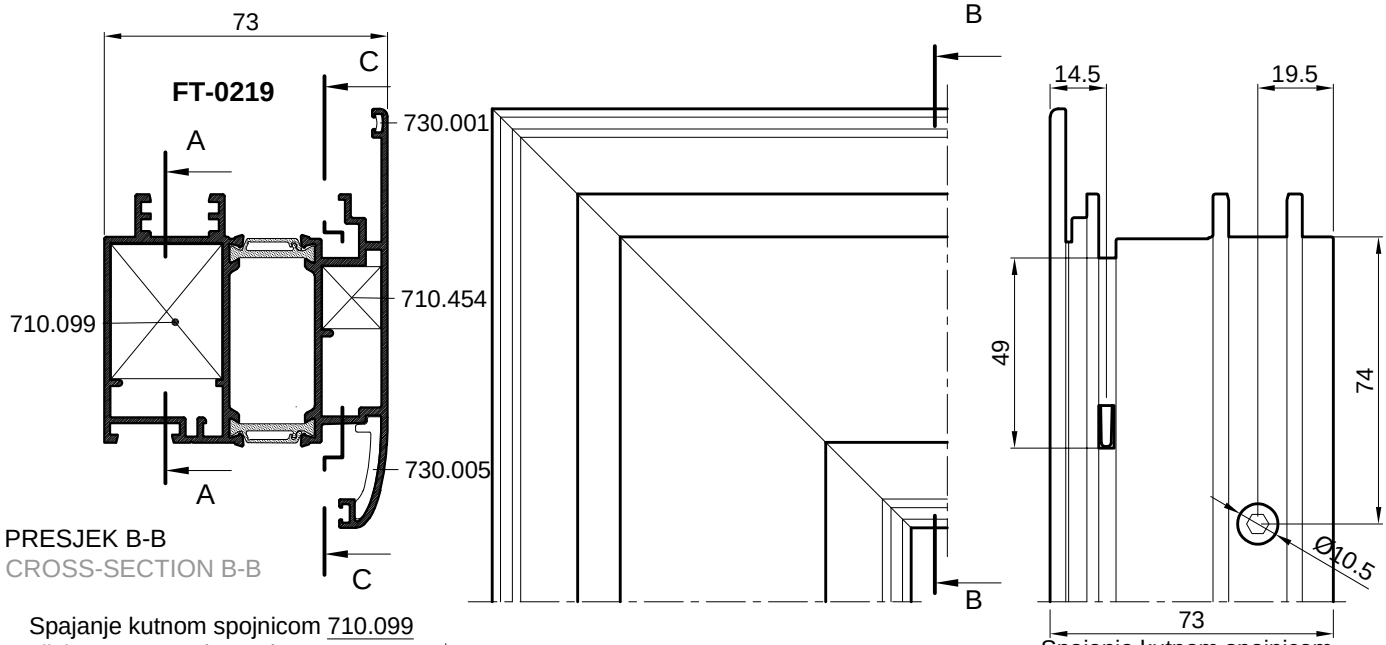
PRESJEK A-A
CROS-SECTION A-A



PRESJEK C-C
CROSS-SECTION C-C

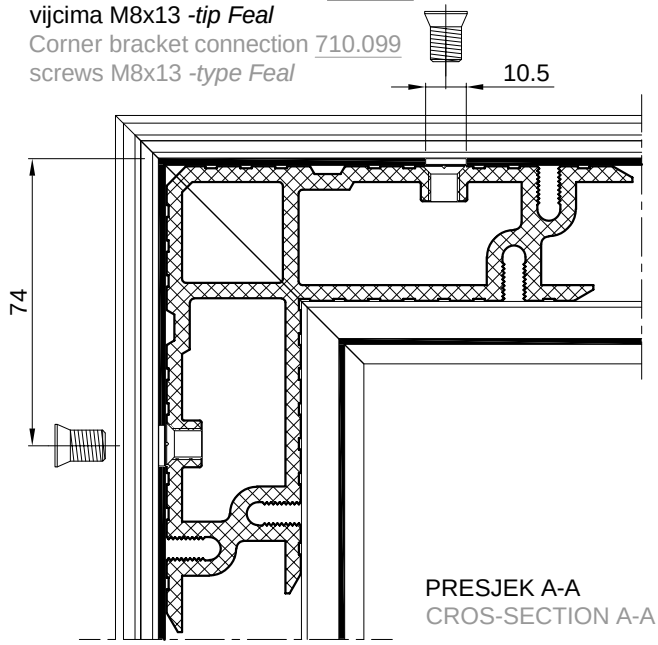


SPAJANJE PROFILA FT-0219 KUTNIM SPOJNICAMA; 710.099, 710.454
CONNECTION OF PROFILE FT-0219 WITH CORNER BRACKETS; 710.099, 710.454



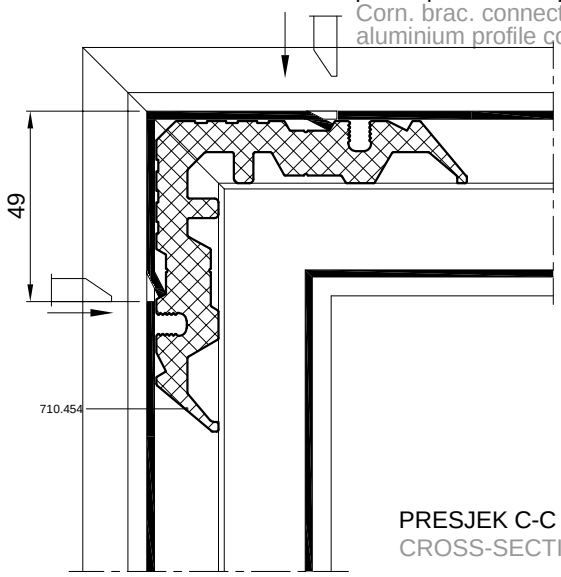
PRESJEK B-B
CROSS-SECTION B-B

Spajanje kutnom spojnicom 710.099 vijcima M8x13 *-tip Feal*
Corner bracket connection 710.099 screws M8x13 *-type Feal*

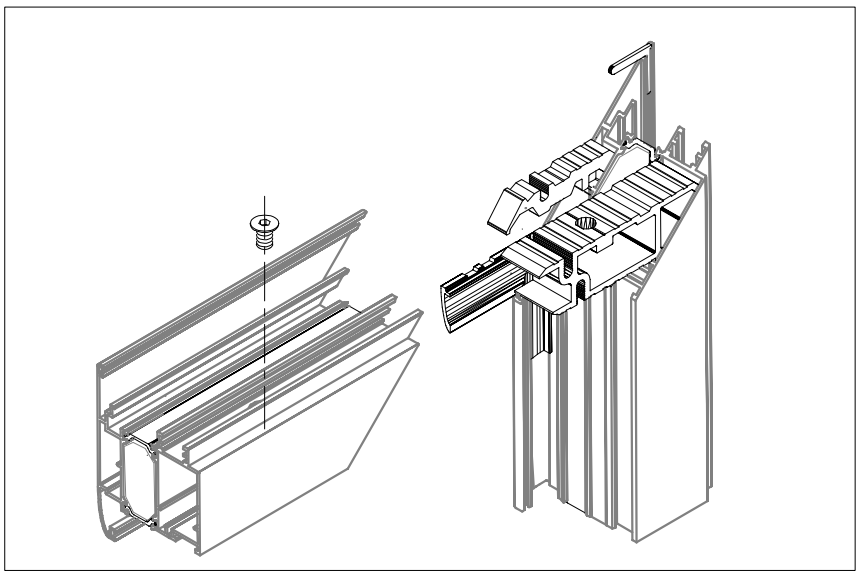


PRESJEK A-A
CROS-SECTION A-A

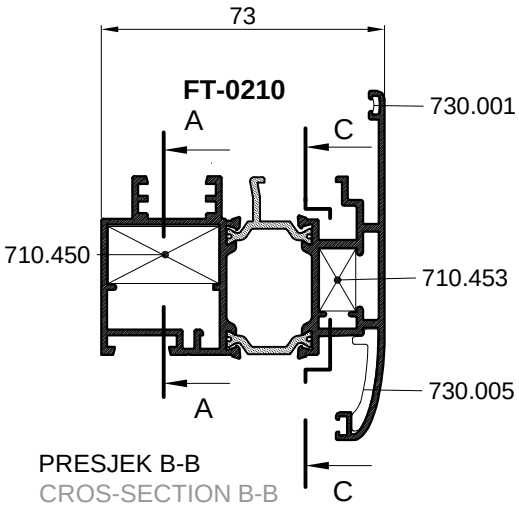
Spajanje kutnom spojnicom 710.454 uprešavanjem stijenke profila prema kutnoj spojnici
Corn. brac. connection 710.454 aluminium profile corner crimping



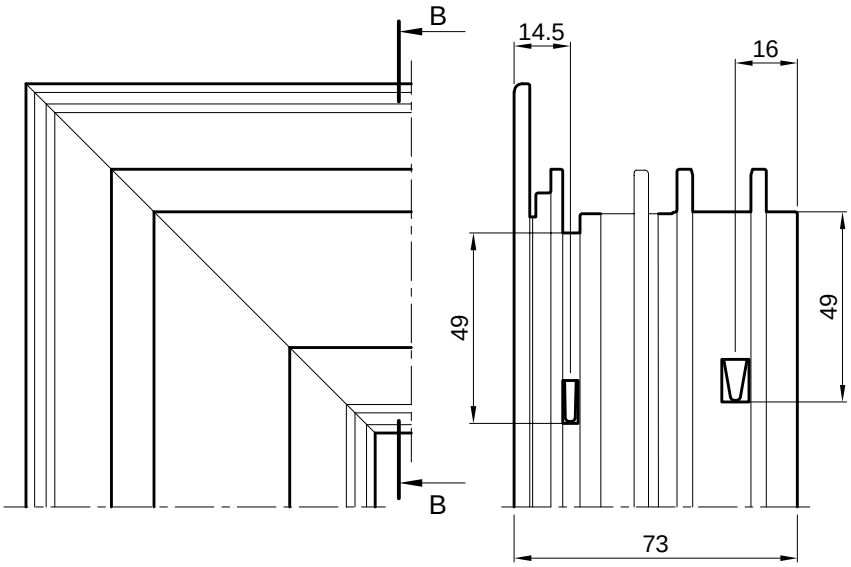
PRESJEK C-C
CROSS-SECTION C-C



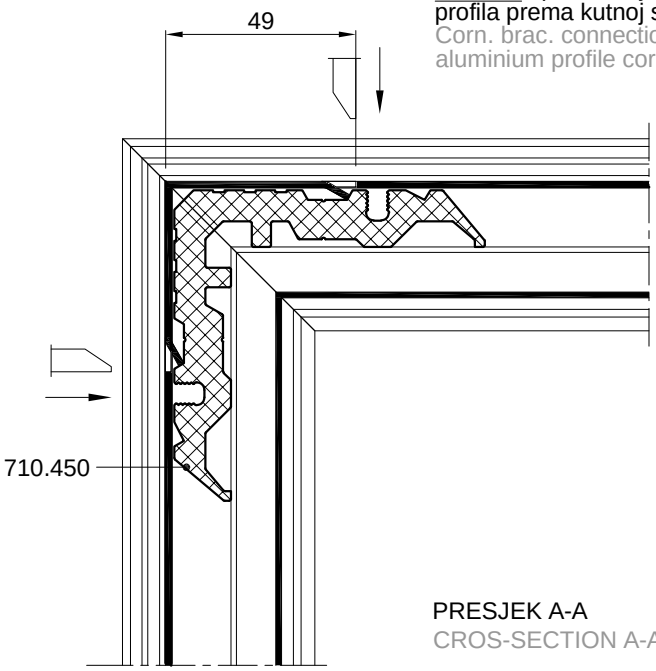
SPAJANJE PROFILA FT-0210 KUTNIM SPOJNICAMA; 710.450, 710.453
CONNECTION OF PROFILE FT-0210 WITH CORNER BRACKETS; 710.059, 710.454



PRESJEK B-B
CROS-SECTION B-B

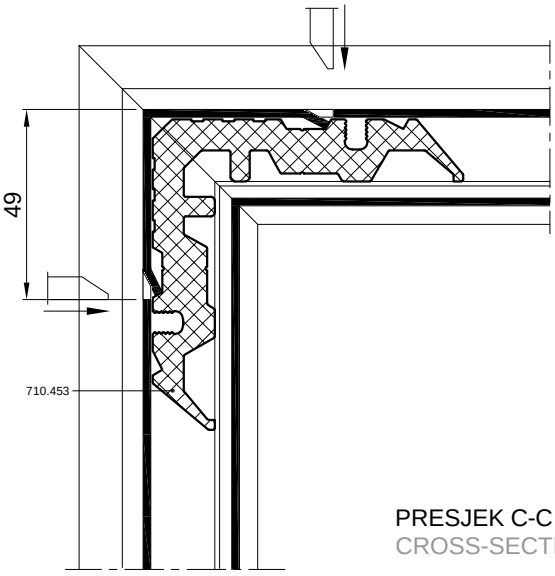


Spajanje kutnom spojnicom 710.450 uprešavanjem stijenke profila prema kutnoj spojnici
Corn. brac. connection 710.450 aluminium profile corner crimping



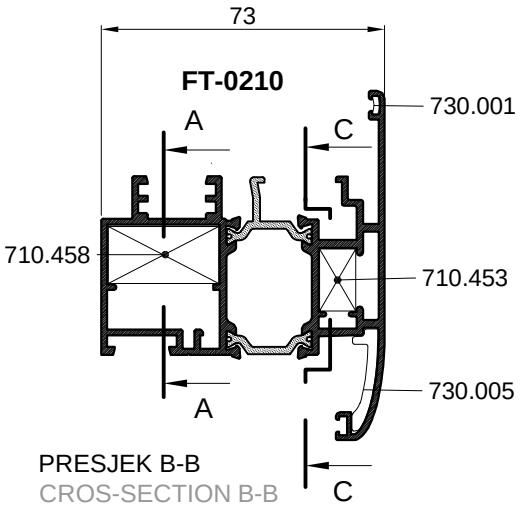
PRESJEK A-A
CROS-SECTION A-A

Spajanje kutnom spojnicom 710.453 uprešavanjem stijenke profila prema kutnoj spojnici
Corn. brac. connection 710.453 aluminium profile corner crimping

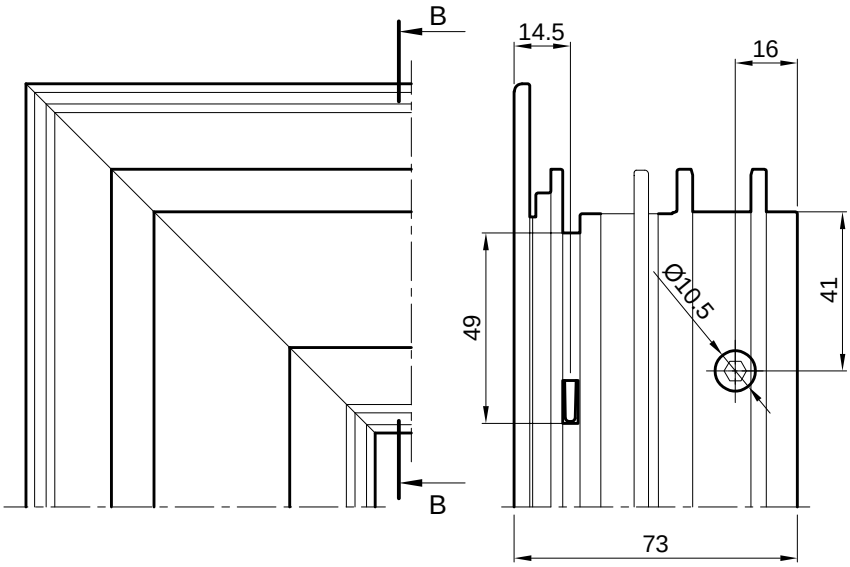


PRESJEK C-C
CROSS-SECTION C-C

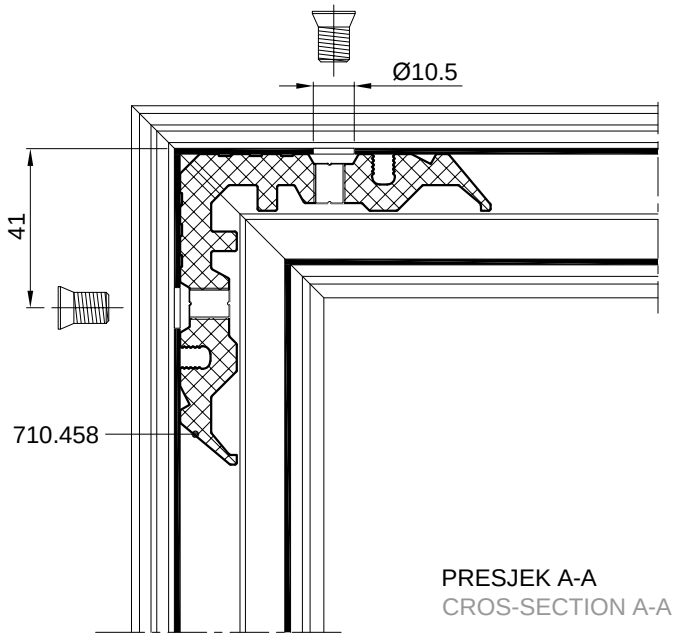
SPAJANJE PROFILA FT-0210 KUTNIM SPOJNICAMA; 710.458, 710.453
CONNECTION OF PROFILE FT-0210 WITH CORNER BRACKETS; 710.059, 710.454



PRESJEK B-B
CROS-SECTION B-B

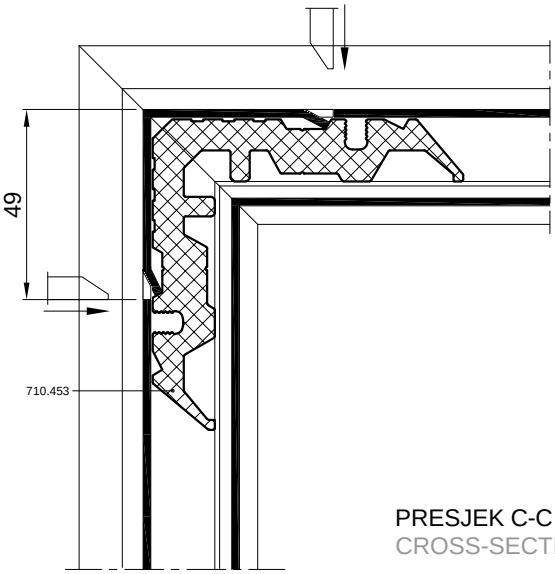


Spajanje kutnom spojnicom 710.458 vijcima M8x13 *-tip Feal-(štanca S1)*
Corner bracket connection 710.458 screws M8x13 *-type Feal-(punch S1)*



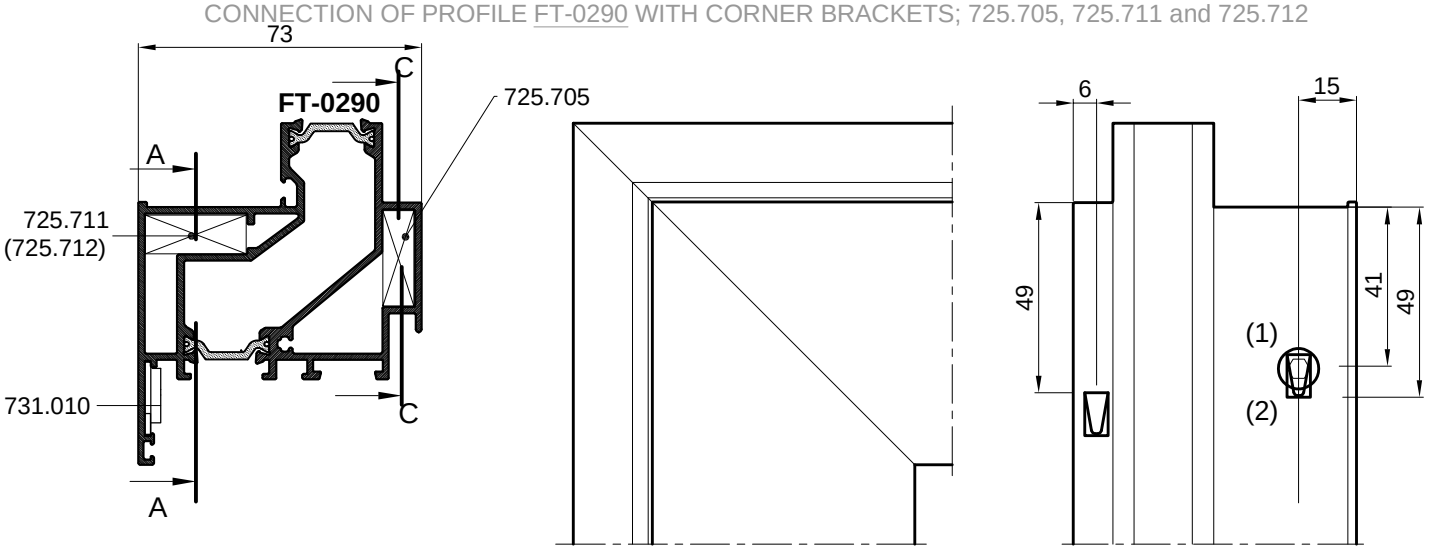
PRESJEK A-A
CROS-SECTION A-A

Spajanje kutnom spojnicom 710.453 uprešavanjem stijenke profila prema kutnoj spojnici
Corn. brac. connection 710.453 aluminium profile corner crimping

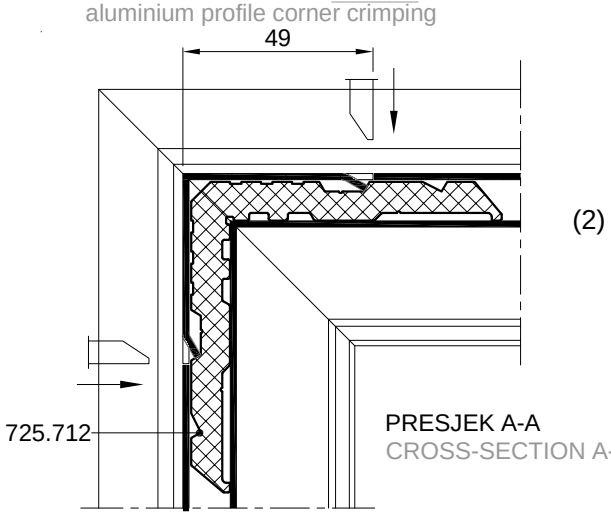


PRESJEK C-C
CROSS-SECTION C-C

SPAJANJE PROFILA FT-0290 KUTNIM SPOJNICAMA; 725.705, 725.711 i 725.712
CONNECTION OF PROFILE FT-0290 WITH CORNER BRACKETS; 725.705, 725.711 and 725.712

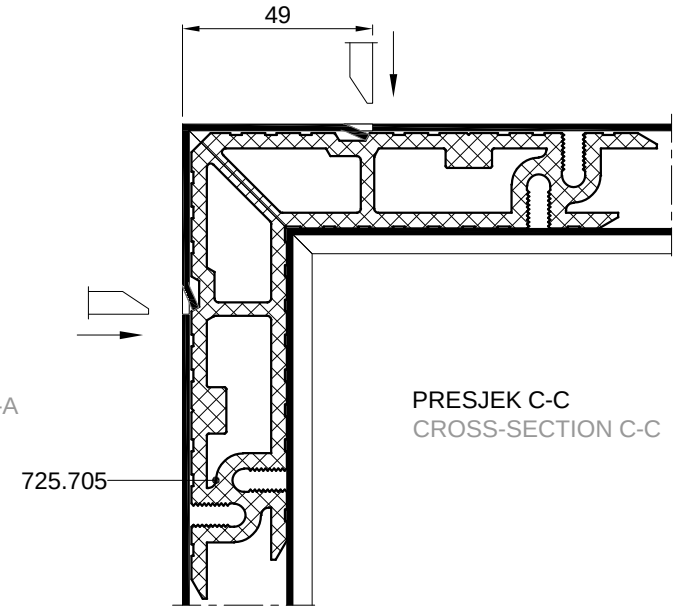


Spajanje kutnom spojnicom 725.712
uprešavanjem stijenke profila prema kutnoj spojnici
Corn. brac. connection 725.712
aluminium profile corner crimping

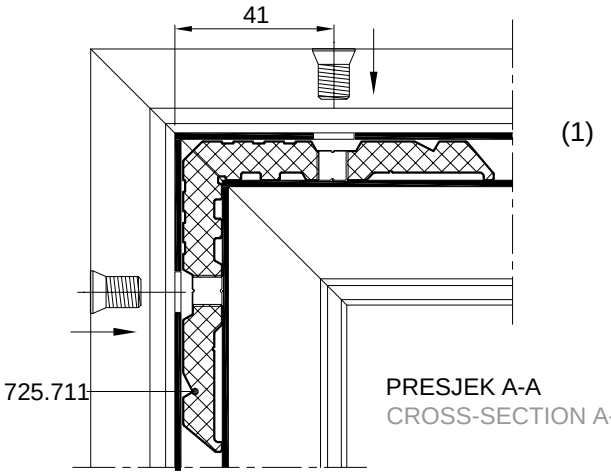


PRESJEK A-A
CROSS-SECTION A-A

Spajanje kutnom spojnicom 725.705
uprešavanjem stijenke profila prema kutnoj spojnici
Corn. brac. connection 725.705
aluminium profile corner crimping

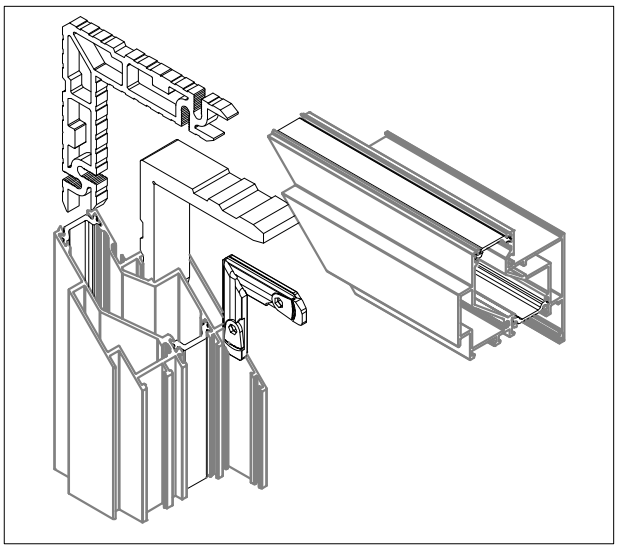


PRESJEK C-C
CROSS-SECTION C-C



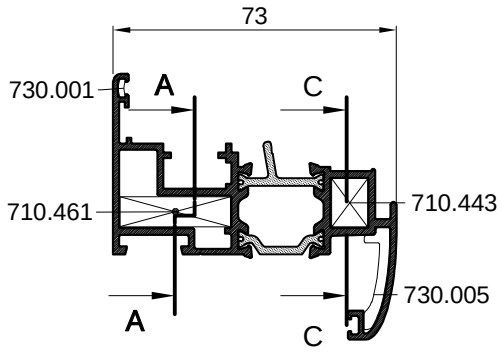
PRESJEK A-A
CROSS-SECTION A-A

Spajanje kutnom spojnicom 725.711
vijcima M8x13(431.266)-*tip Feal*
Corner bracket connection 725.711
screws M8x13(431.266) -*type Feal*

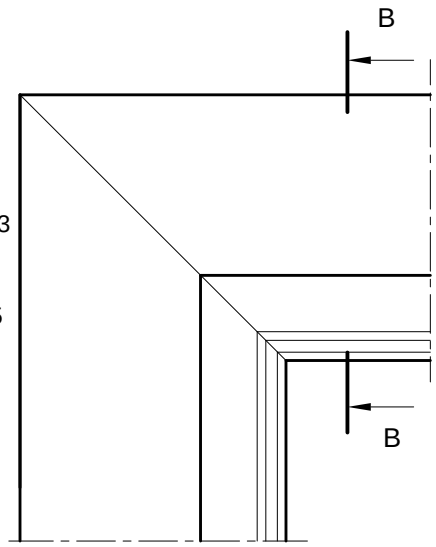


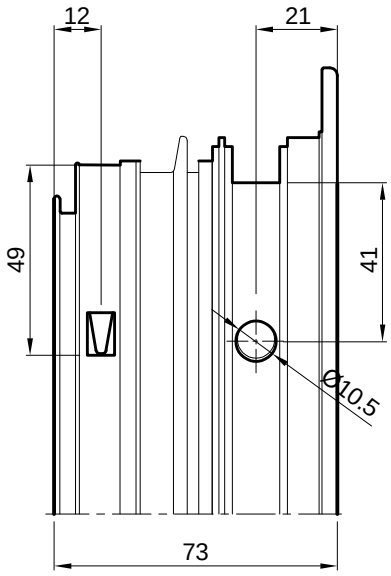
SPAJANJE PROFILA FT-0236 KUTNIM SPOJNICAMA; 710.461, 710.443
CONNECTION OF PROFILE FT-0236 WITH CORNER BRACKETS; 710.461, 710.443

FT-0236

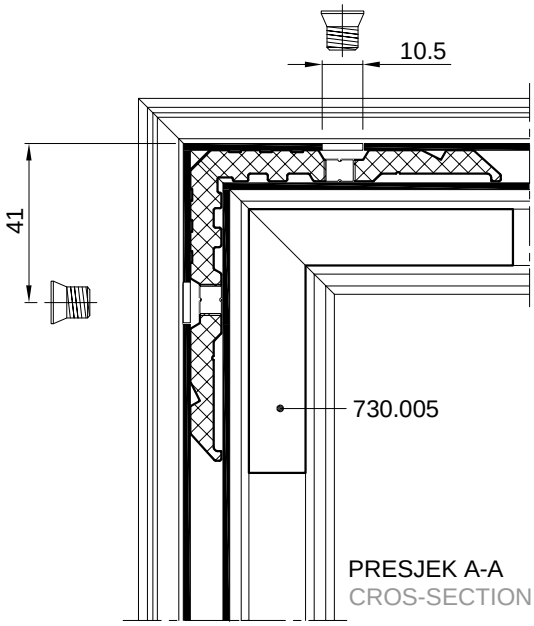


PRESJEK B-B
CROS-SECTION B-B



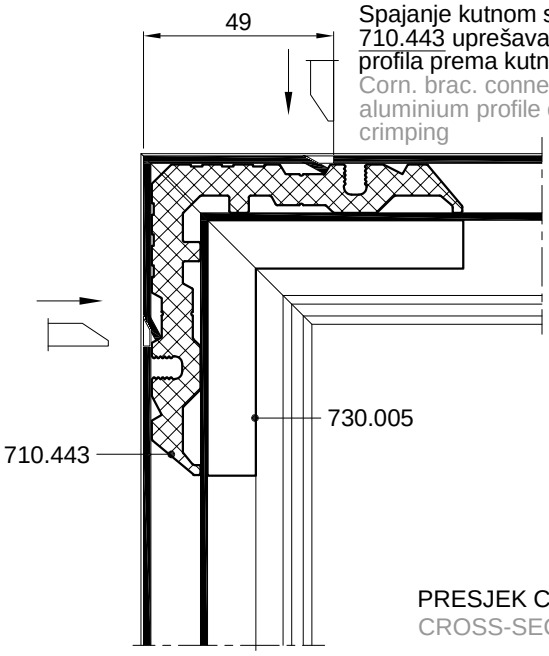


Spajanje kutnom spojnicom 710.461 vijcima M8x10 *-tip Feal*
Corner bracket connection 710.461 screws M8x10 *-type Feal*



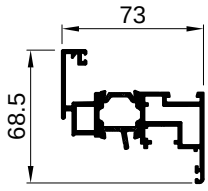
PRESJEK A-A
CROS-SECTION A-A

Spajanje kutnom spojnicom 710.443 uprešavanjem stijenke profila prema kutnoj spojnici
Corn. brac. connection 710.443 aluminium profile corner crimping

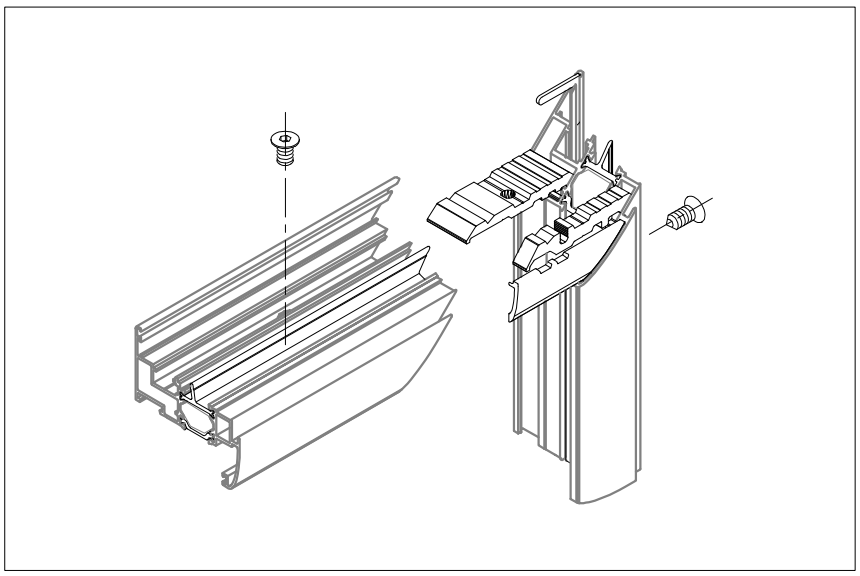


PRESJEK C-C
CROSS-SECTION C-C

OVAJ RASPORED I NAČIN SPAJANJA KUTNIM SPOJNICAMA PRIMJENJIV JE I NA PROFILE **FT-0239**
THIS ARRANGEMENT AND BIDING METHOD WITH CORNER BRACKETS IS ALSO APPLICABLE FOR PROFILE **FT-0239**

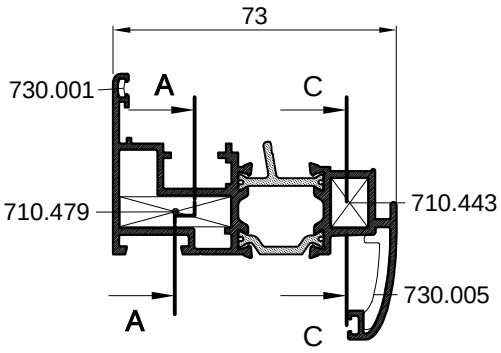


FT-0239

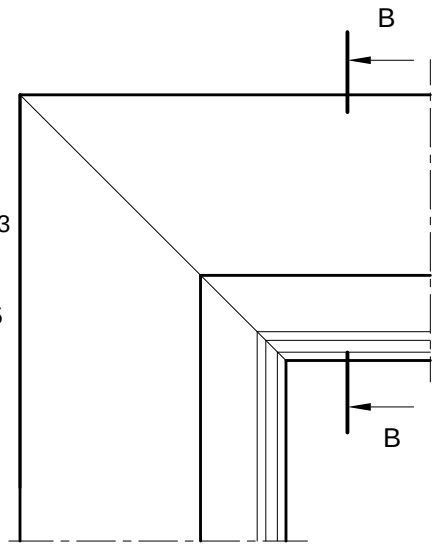


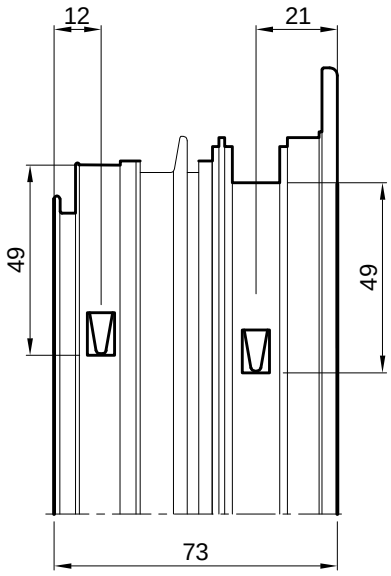
SPAJANJE PROFILA FT-0236 KUTNIM SPOJNICAMA; 710.479, 710.443
CONNECTION OF PROFILE FT-0236 WITH CORNER BRACKETS; 710.479, 710.443

FT-0236

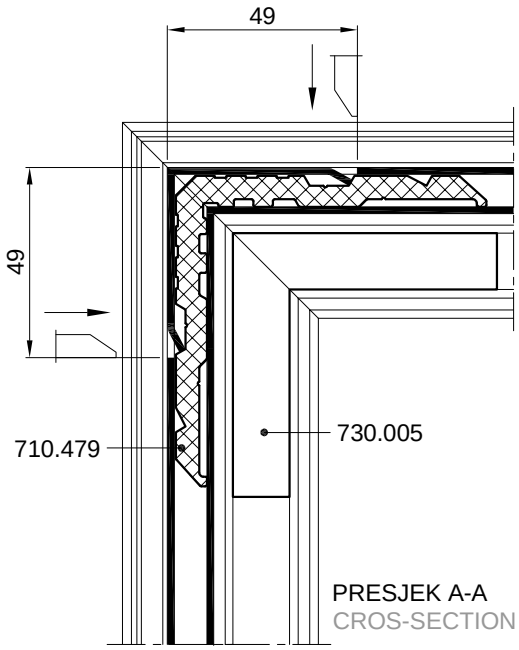


PRESJEK B-B
CROS-SECTION B-B

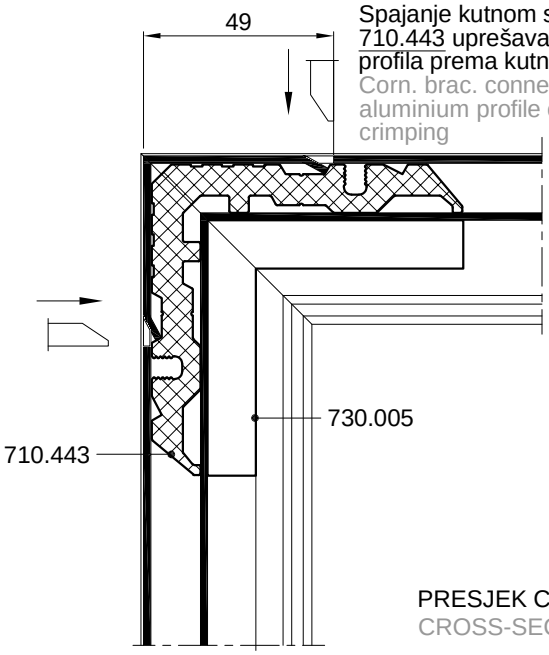




Spajanje kutnom spojnicom 710.479 upresavanjem stijenke profila prema kutnoj spojnici
Corn. brac. connection 710.479 aluminium profile corner crimping



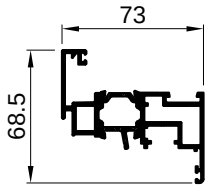
PRESJEK A-A
CROS-SECTION A-A



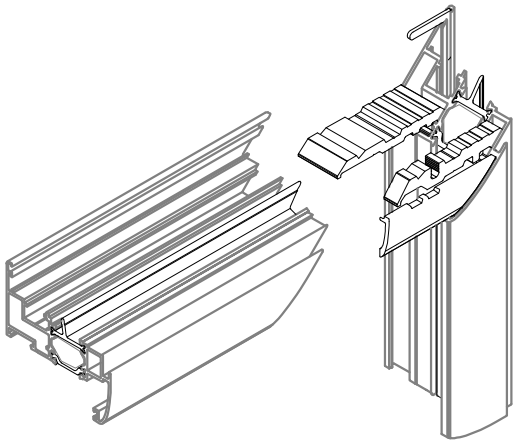
Spajanje kutnom spojnicom 710.443 upresavanjem stijenke profila prema kutnoj spojnici
Corn. brac. connection 710.443 aluminium profile corner crimping

PRESJEK C-C
CROSS-SECTION C-C

OVAJ RASPORED I NAČIN SPAJANJA KUTNIM SPOJNICAMA PRIMJENJIV JE I NA PROFILE **FT-0239**
THIS ARRANGEMENT AND BIDING METHOD WITH CORNER BRACKETS IS ALSO APPLICABLE FOR PROFILE **FT-0239**

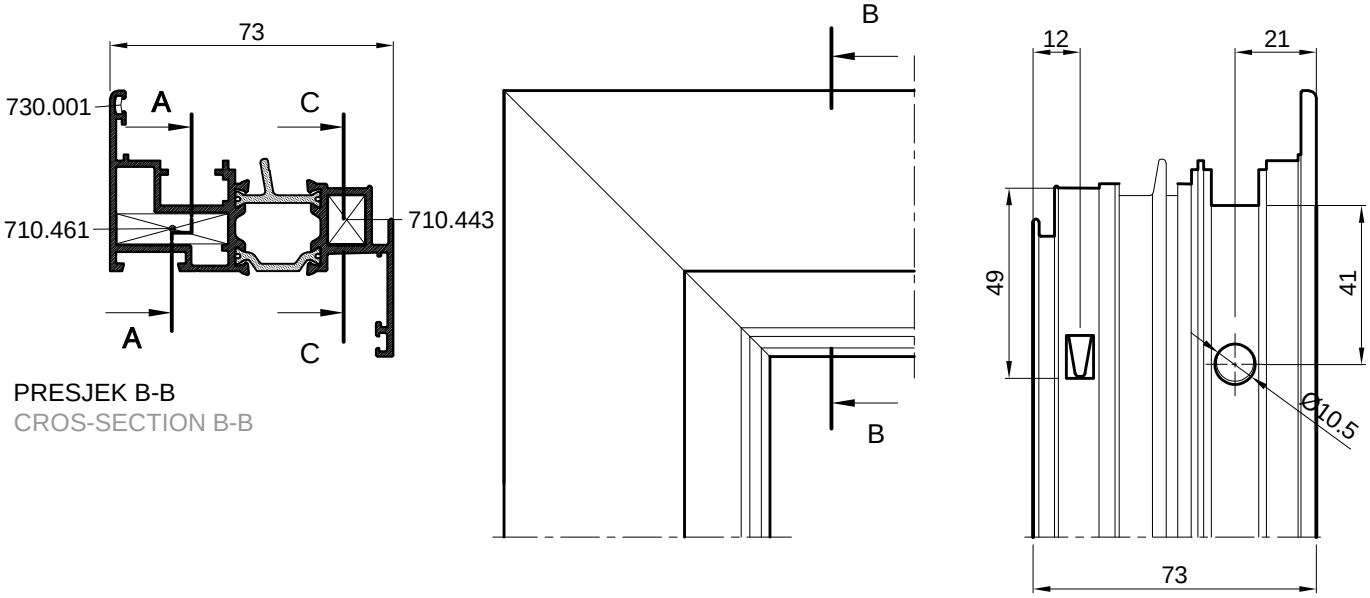


FT-0239



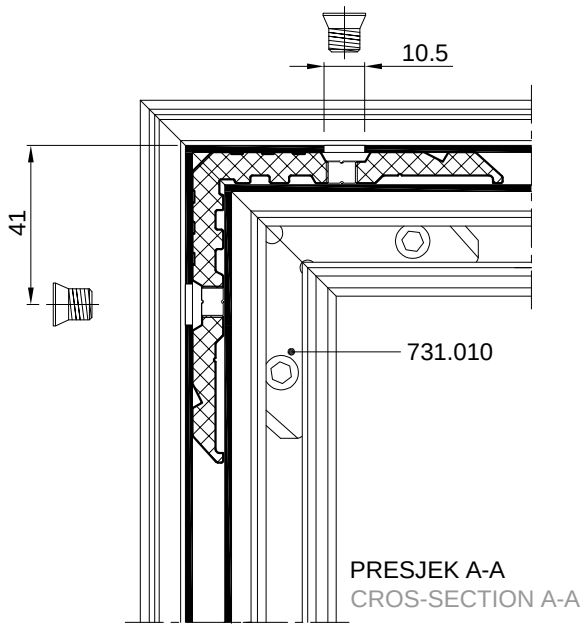
SPAJANJE PROFILA FT-0296 KUTNIM SPOJNICAMA; 710.461, 710.443
CONNECTION OF PROFILE FT-0236 WITH CORNER BRACKETS; 710.461, 710.443

FT-0296



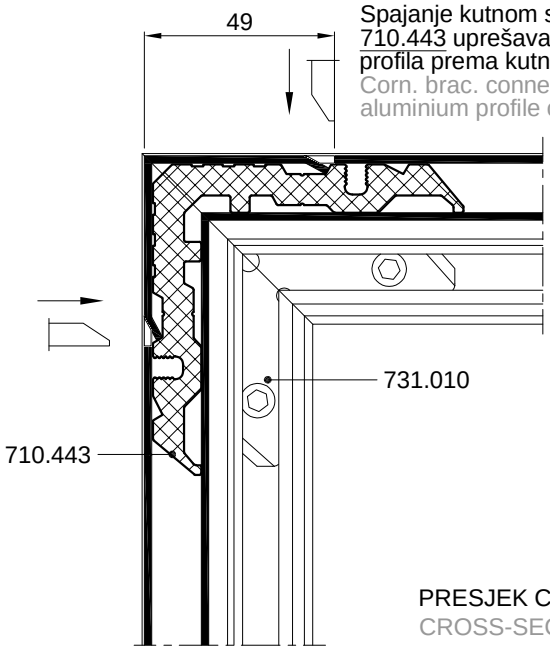
PRESJEK B-B
CROS-SECTION B-B

Spajanje kutnom spojnicom 710.461
vijcima M8x10 *-tip Feal*
Corner bracket connection 710.461
screws M8x10 *-type Feal*



PRESJEK A-A
CROS-SECTION A-A

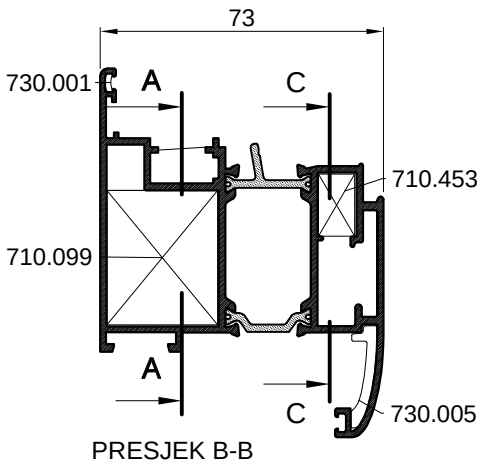
Spajanje kutnom spojnicom 710.443 uprešavanjem stijenke profila prema kutnoj spojnici
Corn. brac. connection 710.443 aluminium profile corner crimping



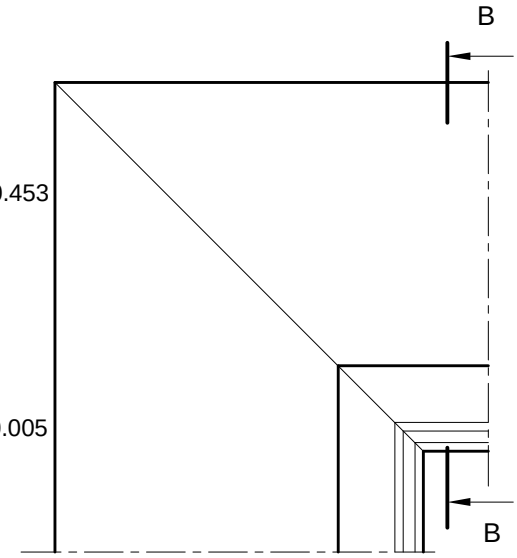
PRESJEK C-C
CROSS-SECTION C-C

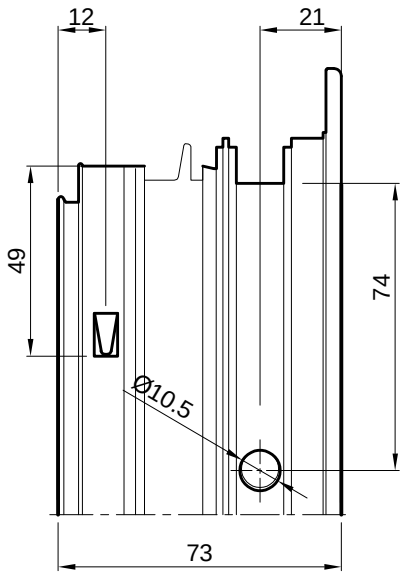
SPAJANJE PROFILA FT-0244 KUTNIM SPOJNICAMA; 710.099, 710.453
CONNECTION OF PROFILE FT-0244 WITH CORNER BRACKETS; 710.099, 710.453

FT-0244

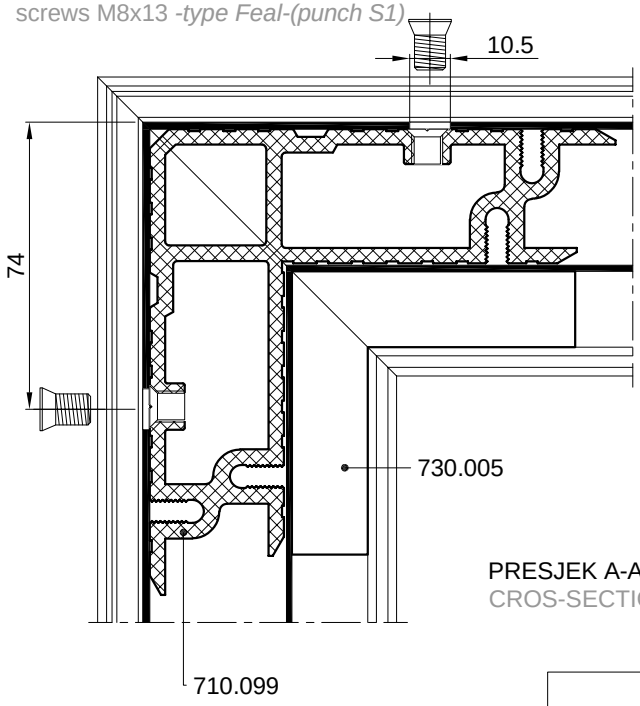


PRESJEK B-B
CROS-SECTION B-B



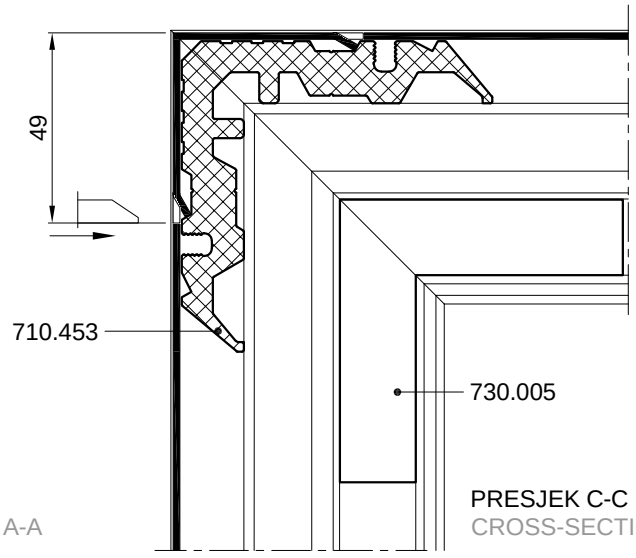


Spajanje kutnom spojnicom 710.099
vijcima M8x13 -*tip Feal-(štanca S1)*
Corner bracket connection 710.099
screws M8x13 -*type Feal-(punch S1)*



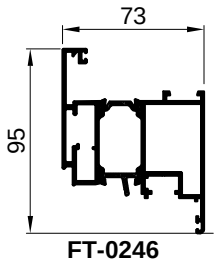
PRESJEK A-A
CROS-SECTION A-A

Spajanje kutnom spojnicom 710.453 uprešavanjem stijenke profila prema kutnoj spojnici
Corn. brac. connection 710.453 aluminium profile corner crimping

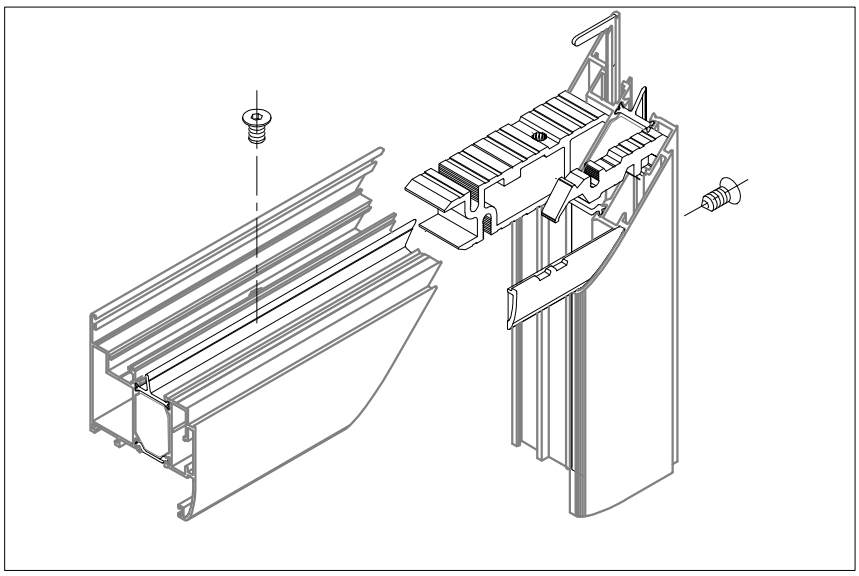


PRESJEK C-C
CROSS-SECTION C-C

OVAJ RASPORED I NAČIN SPAJANJA KUTNIM SPOJNICAMA PRIMJENJIV JE I NA PROFILE **FT-0246**
THIS ARRANGEMENT AND BIDING METHOD WITH CORNER BRACKETS IS ALSO APPLICABLE FOR PROFILE **FT-0246**

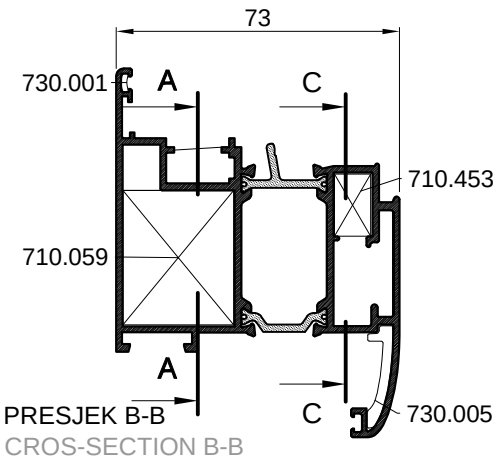


FT-0246

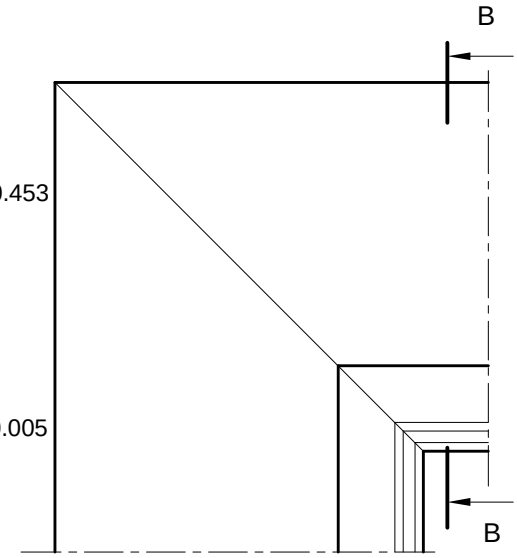


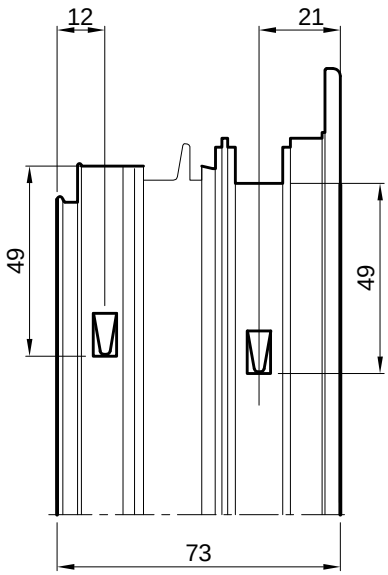
SPAJANJE PROFILA FT-0244 KUTNIM SPOJNICAMA; 710.059, 710.453
CONNECTION OF PROFILE FT-0244 WITH CORNER BRACKETS; 710.059, 710.453

FT-0244



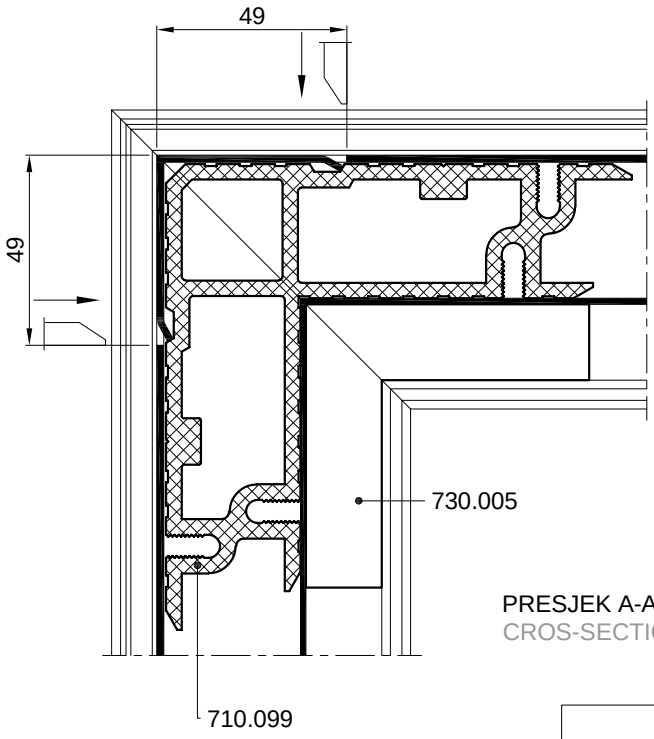
PRESJEK B-B
CROS-SECTION B-B



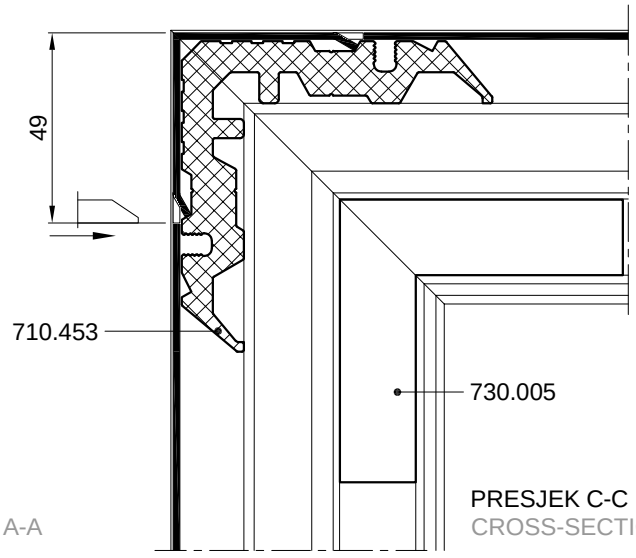


Spajanje kutnom spojnicom 710.059 upresavanjem stijenke profila prema kutnoj spojnici
Corn. brac. connection 710.059 aluminium profile corner crimping

Spajanje kutnom spojnicom 710.453 upresavanjem stijenke profila prema kutnoj spojnici
Corn. brac. connection 710.453 aluminium profile corner crimping

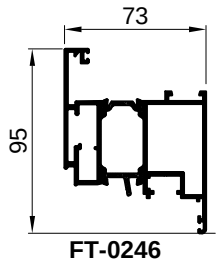


PRESJEK A-A
CROS-SECTION A-A

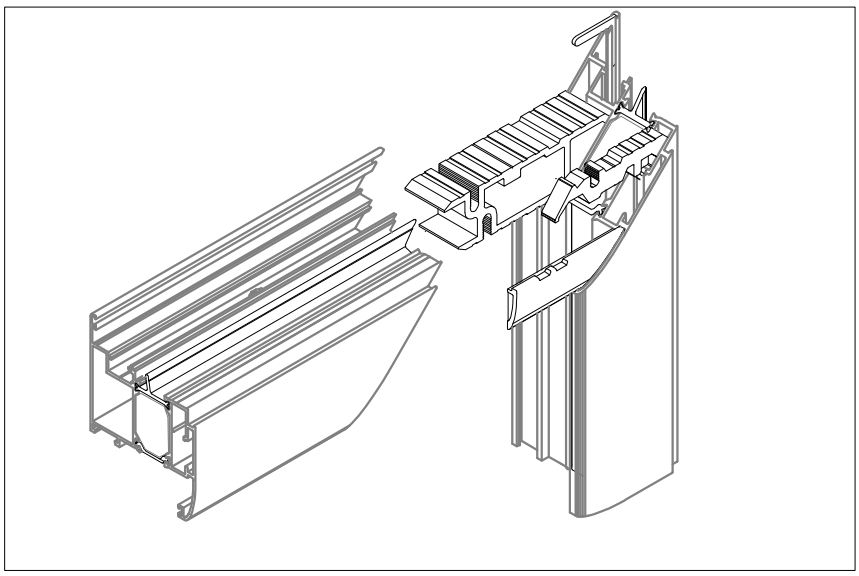


PRESJEK C-C
CROSS-SECTION C-C

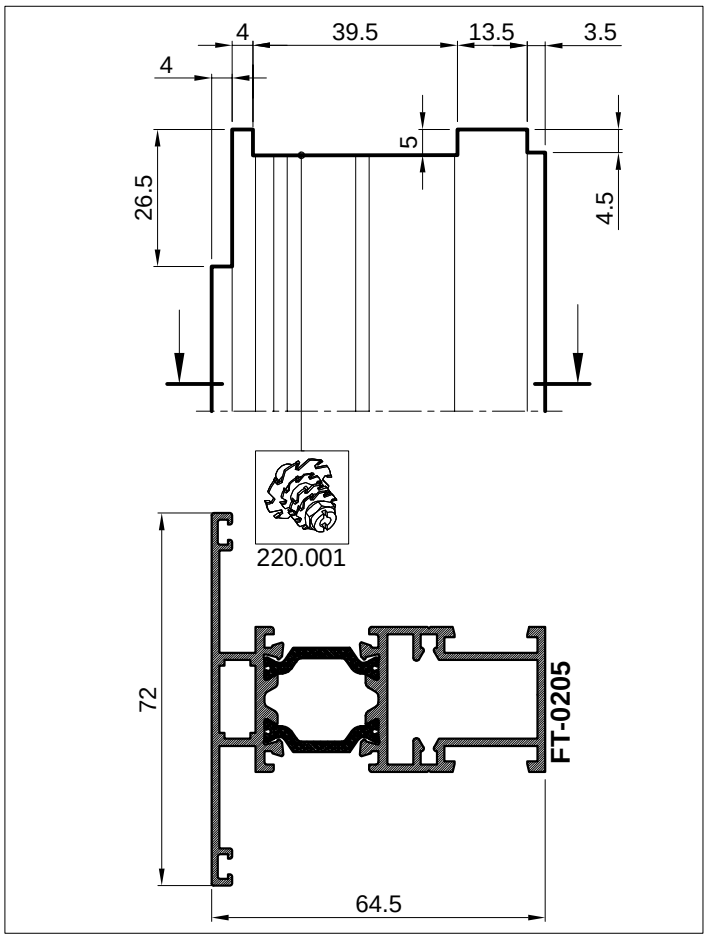
OVAJ RASPORED I NAČIN SPAJANJA KUTNIM SPOJNICAMA PRIMJENJIV JE I NA PROFILE **FT-0246**
THIS ARRANGEMENT AND BIDING METHOD WITH CORNER BRACKETS IS ALSO APPLICABLE FOR PROFILE **FT-0246**



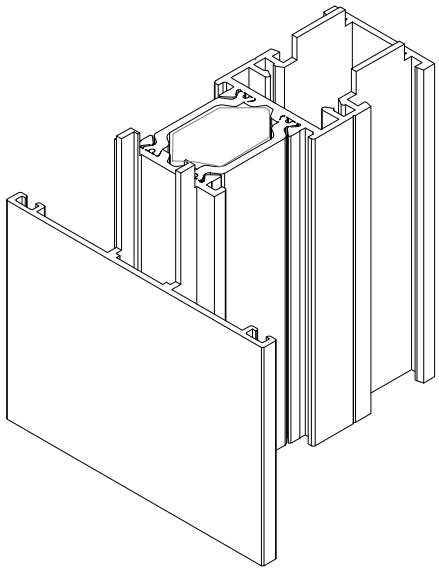
FT-0246



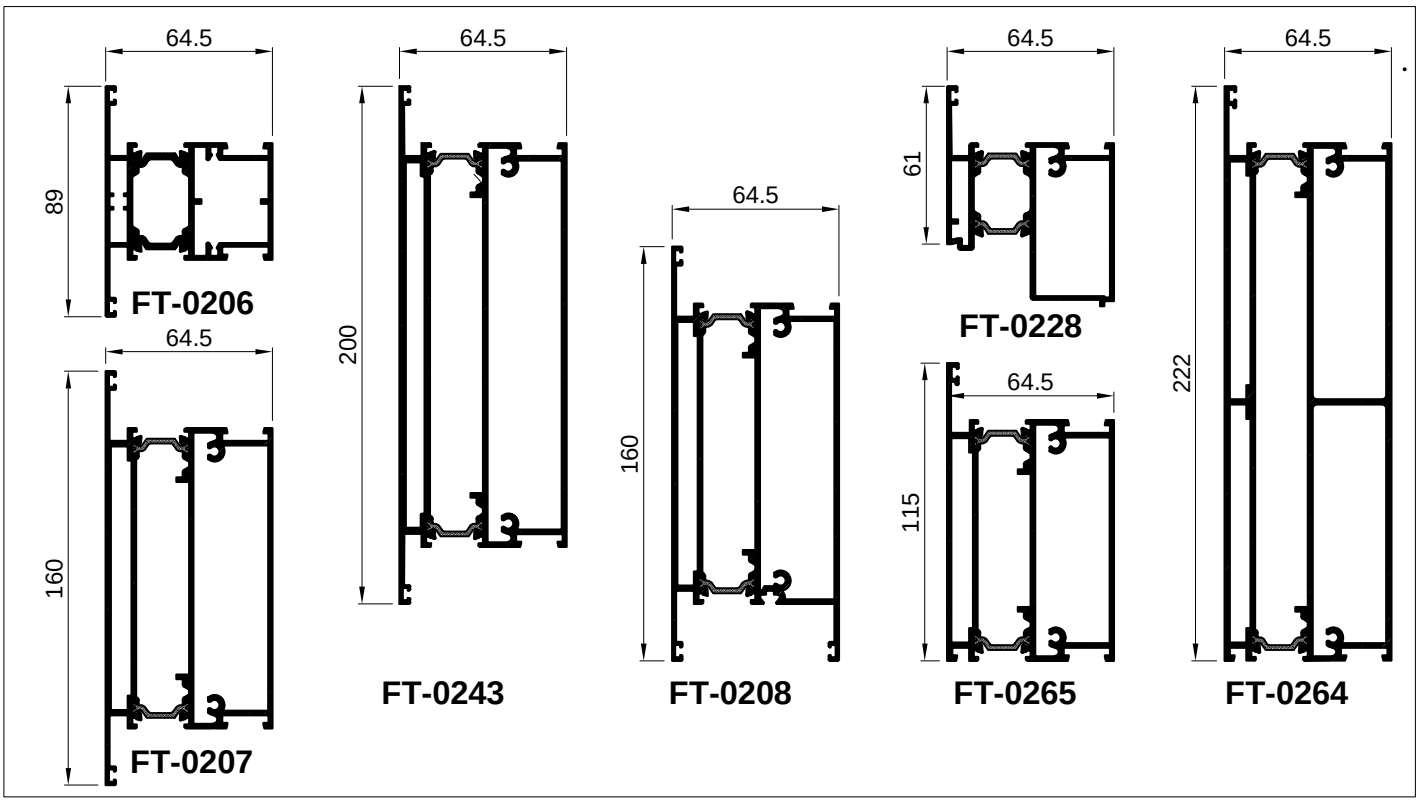
OBRADA PROFILA PREČKE (FT-0205, FT-0206, FT-0207, FT-0208, FT-0243, FT-0264, FT-0265, FT-0228) PREMA PROFILIMA KRILA, RAMA I PREČKE.
PROCESSING MULLION PROFILES (FT-0205, FT-0206, FT-0207, FT-0208, FT-0243, FT-0264, FT-0265, FT-0228) TOWARDS SASH, FRAME AND MULLION PROFILES.



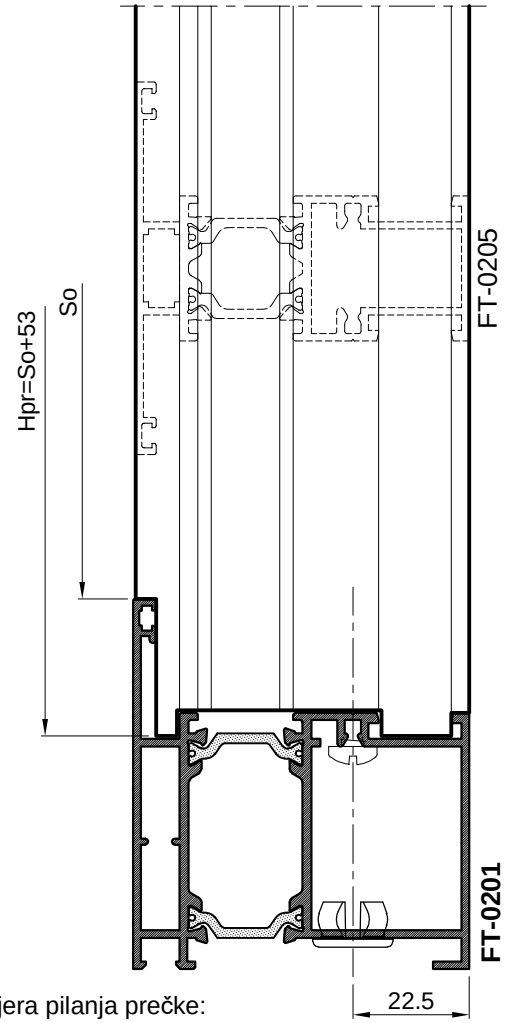
OBRADU RADITI SNOPOM GLODALA 220.001
PROCESSING WITH MILLING TOOL 220.001



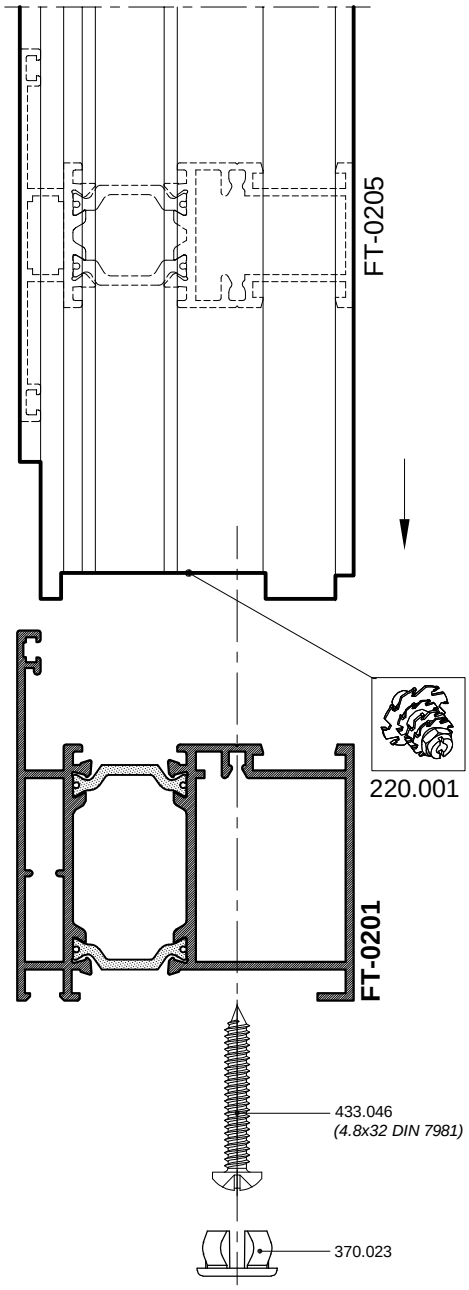
OBRADA PROFILA JE ISTA I ZA PROFILE:
PROFILE PROCESSING IS THE SAME FOR PROFILES:



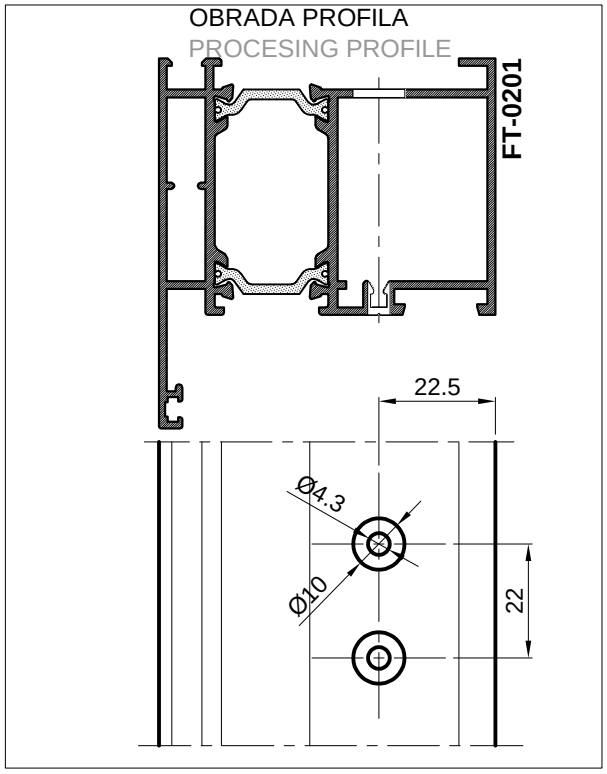
SPAJANJE PROFILA PREČKE I RAMA VIJCIMA
CONNECTION OF MULLION PROFILE WITH SCREWS

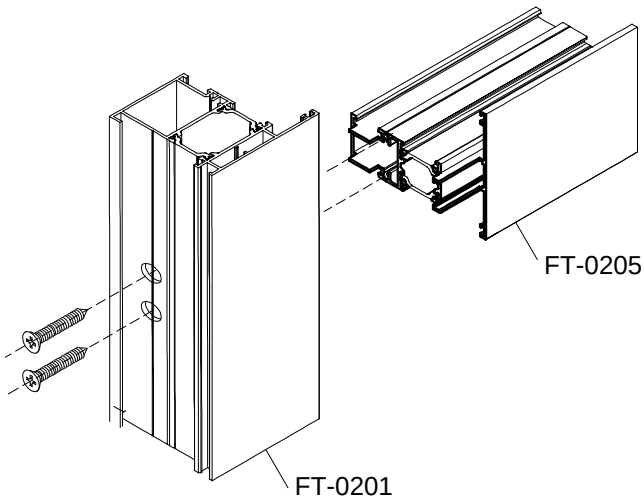


Mjera pilanja prečke:
Lpr=So /svijetli otvor/ + 53 mm
Cutting length of mullion:
Lmu=So /light opening/ + 53 mm

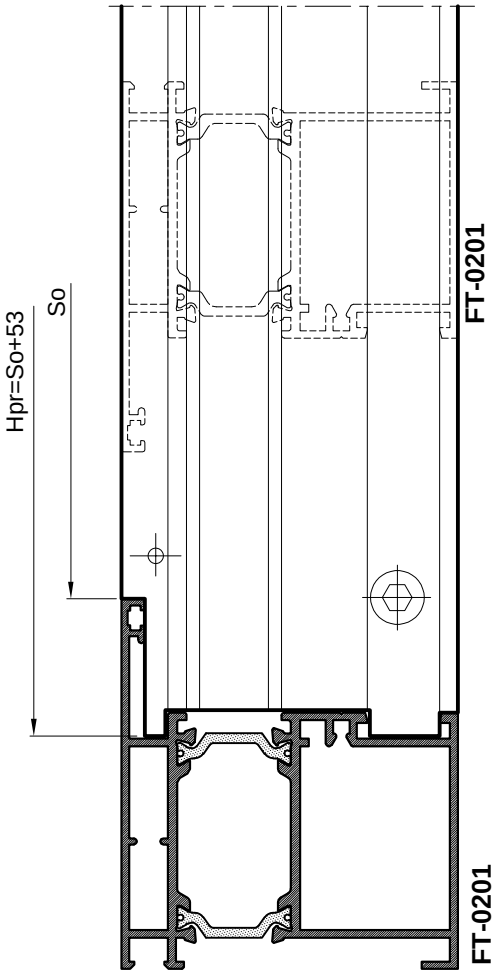


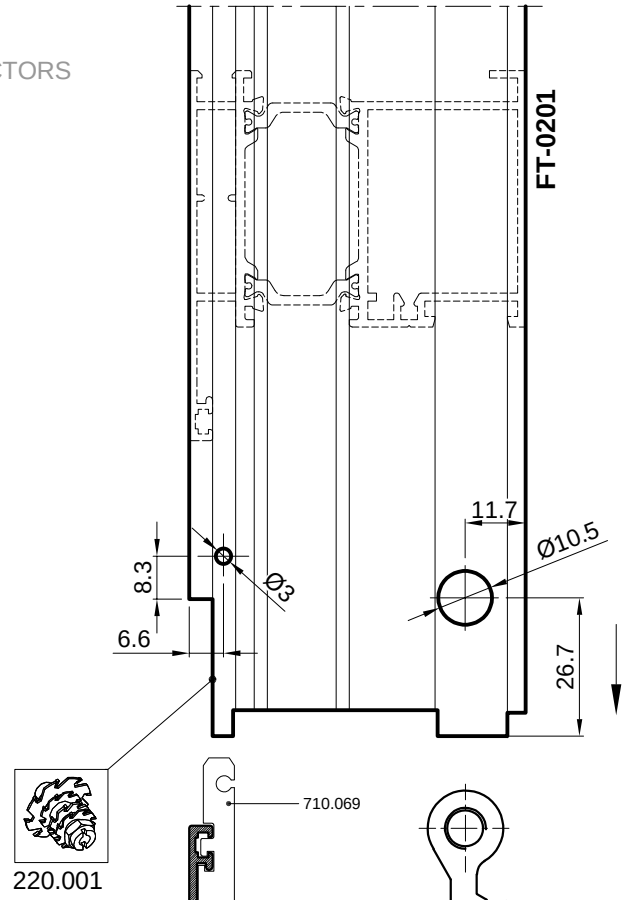
OBRADA PROFILA
PROCESING PROFILE



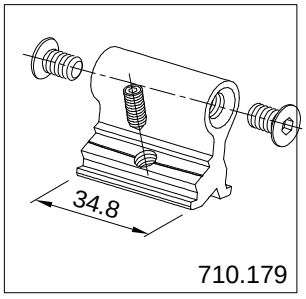


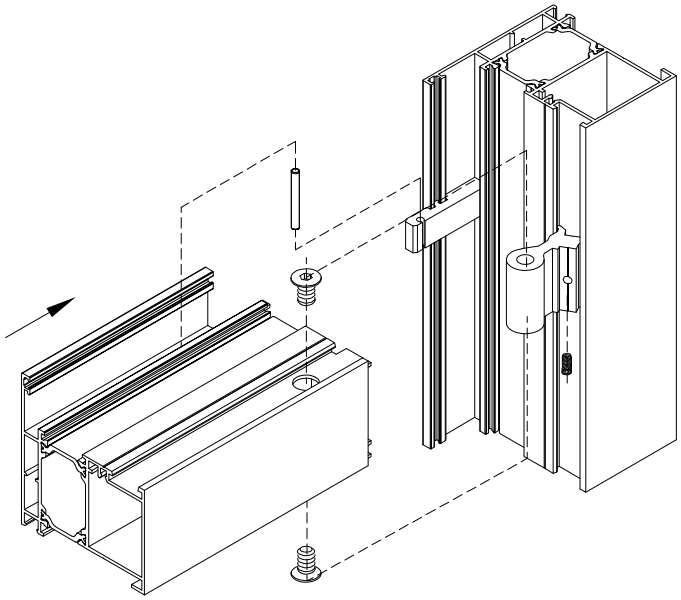
SPAJANJE PROFILA RAMA FT-0201 VEZNICIMA
CONNECTION OF FRAME PROFILE FT-0201 WITH CONNECTORS



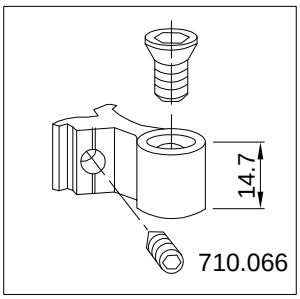


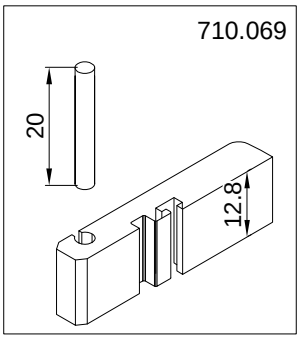
Mjera pilanja profil FT-0201F:
Lpr=So /svijetli otvor/ + 53 mm
Cutting length of profile FT-0201F:
Lmu=So /light opening/ + 53 mm

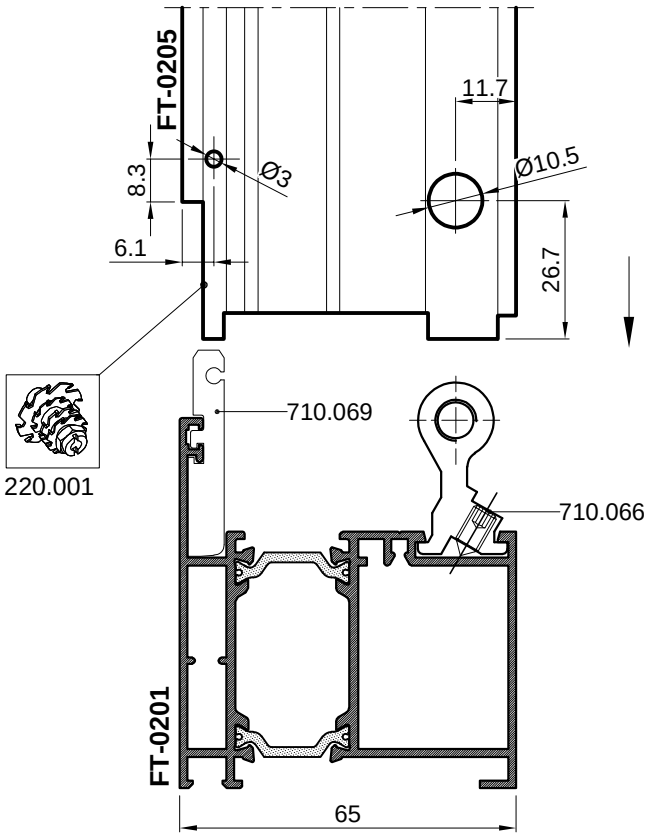


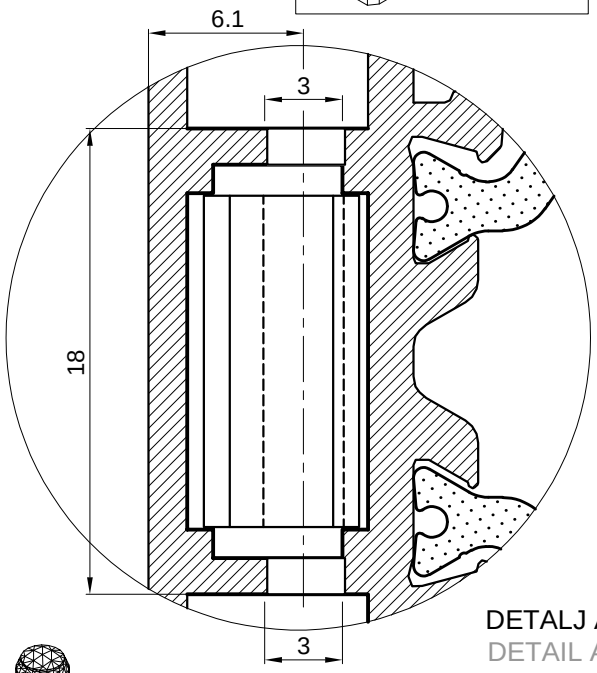


SPAJANJE PROFILA FT-0205 I FT-0201 VEZNICIMA
CONNECTION PROFILE FT-0205 AND FT-0201 WITH CONNECTORS

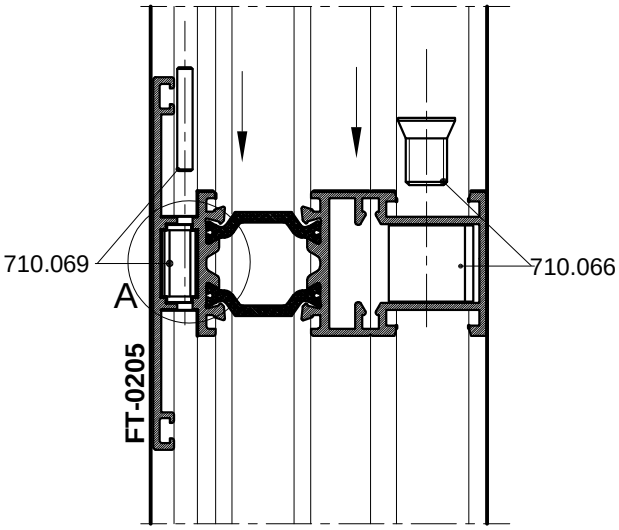


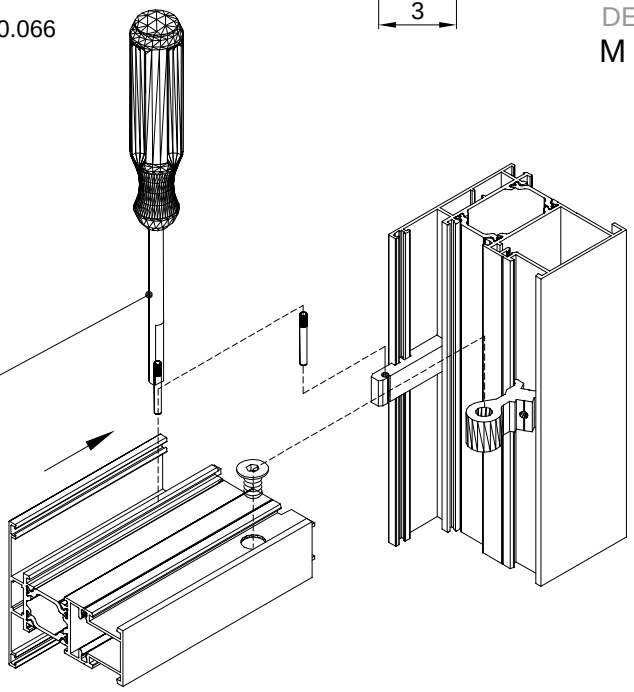






DETALJ A
DETAIL A
M 5:1

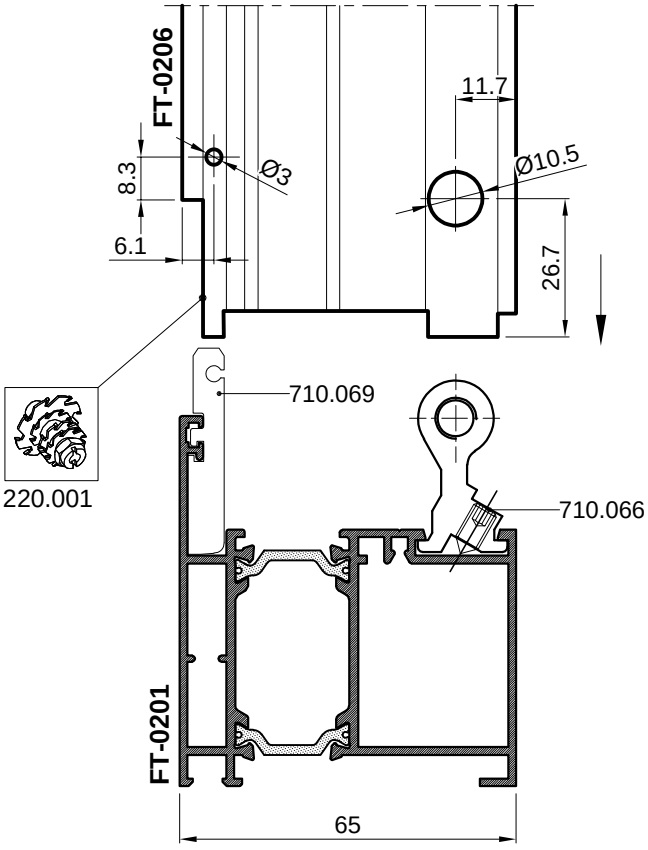


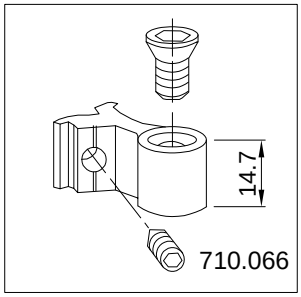


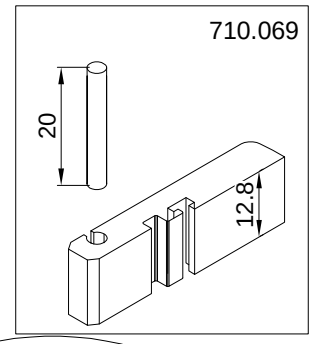
141.008
pomoćni alat za ugradnju
auxiliary tool for montage

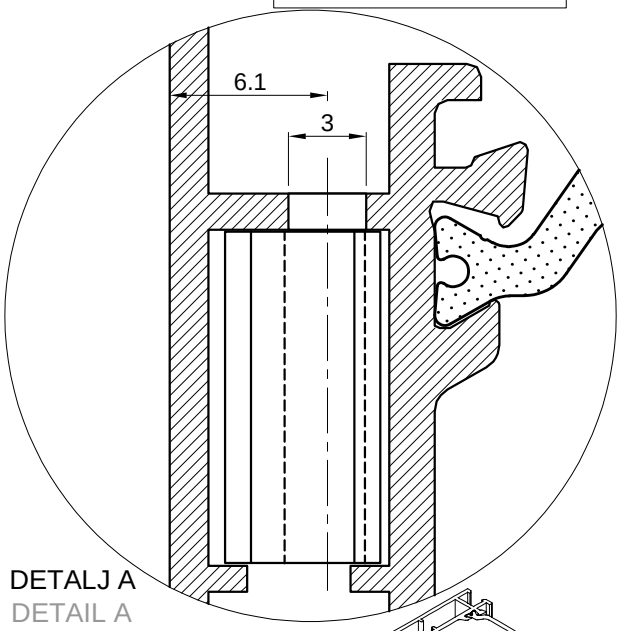
Ugradnja veznika 710.069 olakšana je uporabom pomoćnog alata za ugradnju 141.008
Installation of connector 710.069 is facilitated by using auxiliary tool for montage 141.008

SPAJANJE PROFILA FT-0206 I FT-0201 VEZNICIMA
CONNECTION OF PROFILES FT-0206 AND FT-0201 WITH CONNECTORS

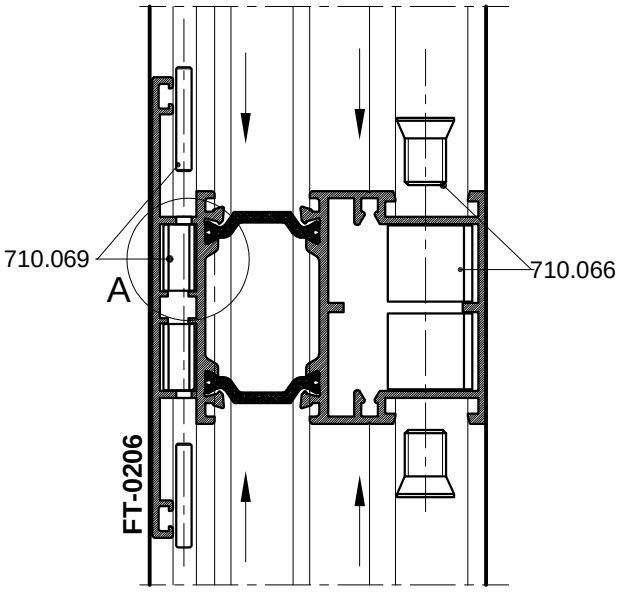


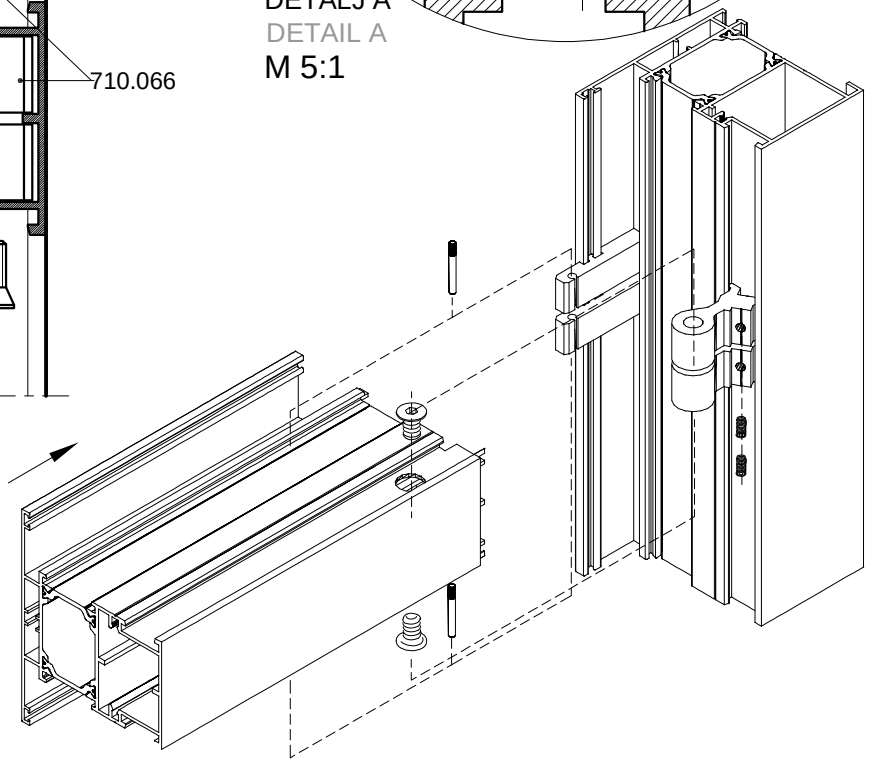




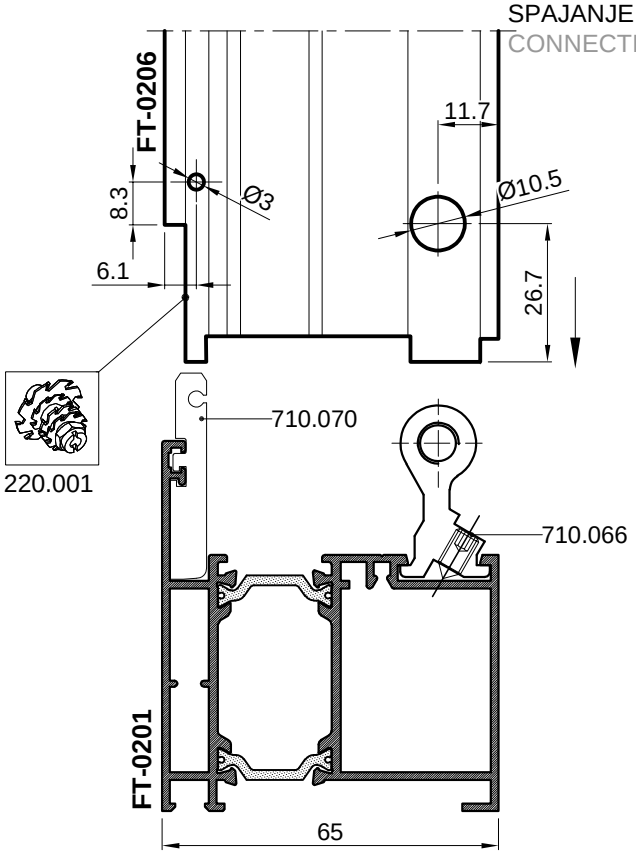


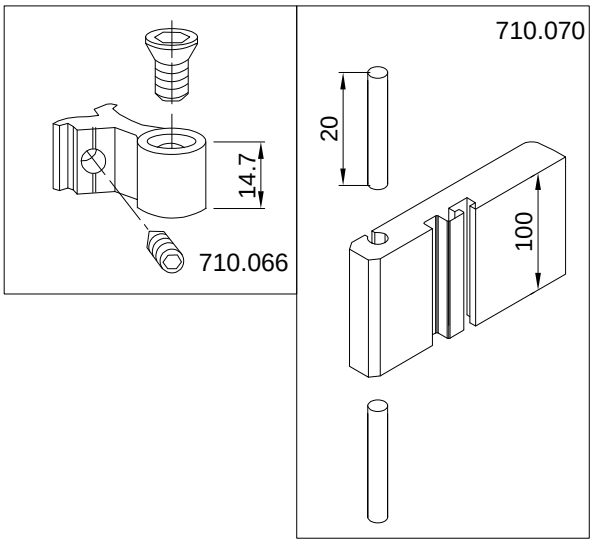
DETALJ A
DETAIL A
M 5:1

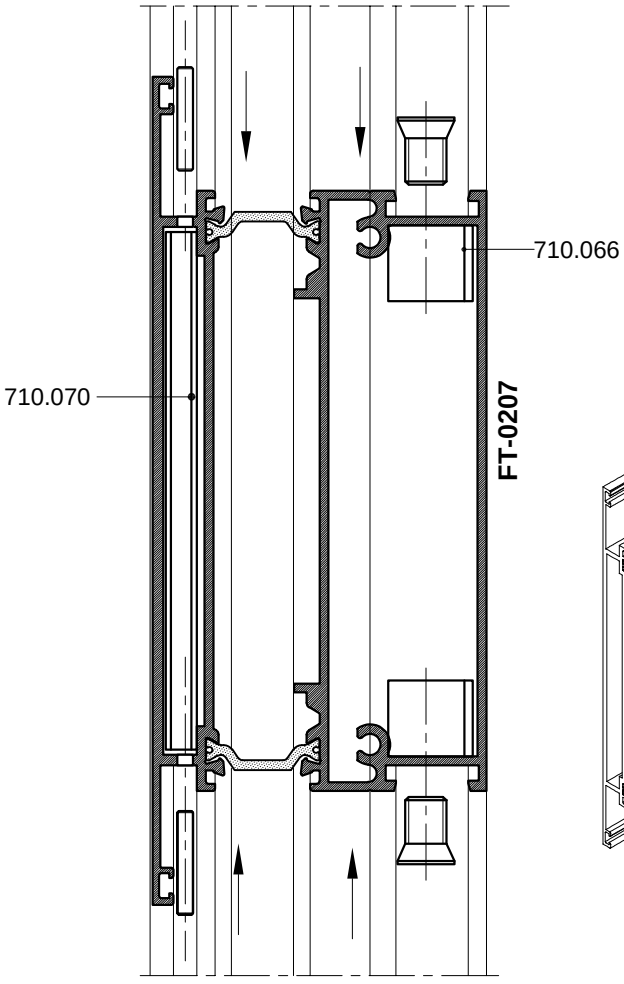


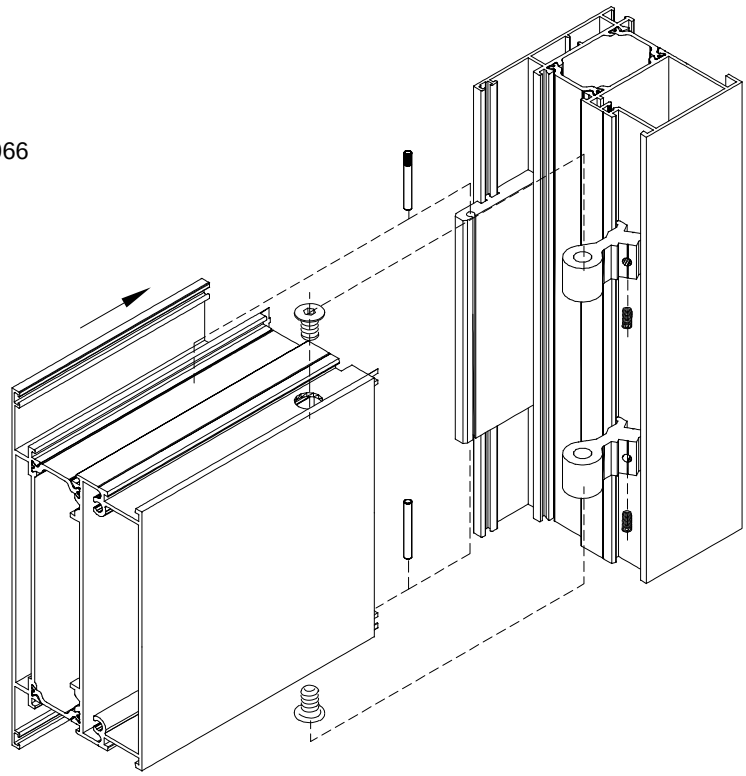


SPAJANJE PROFILA FT-0207 I FT-0201 VEZNICIMA
CONNECTION OF PROFILES FT-0207 AND FT-0201 WITH CONNECTORS

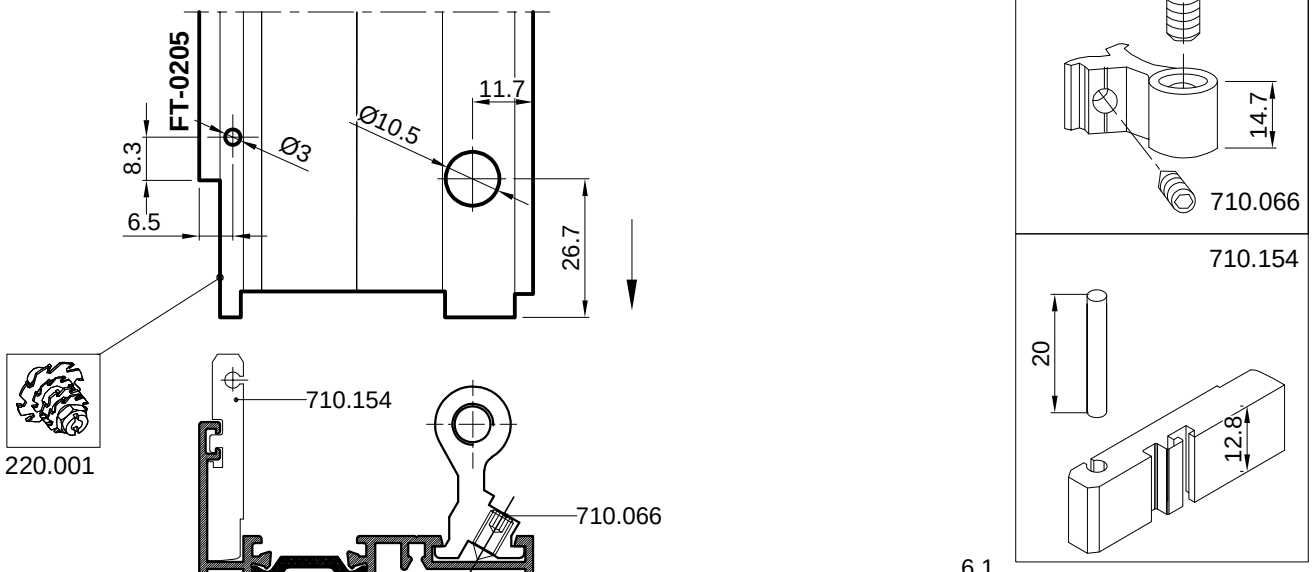




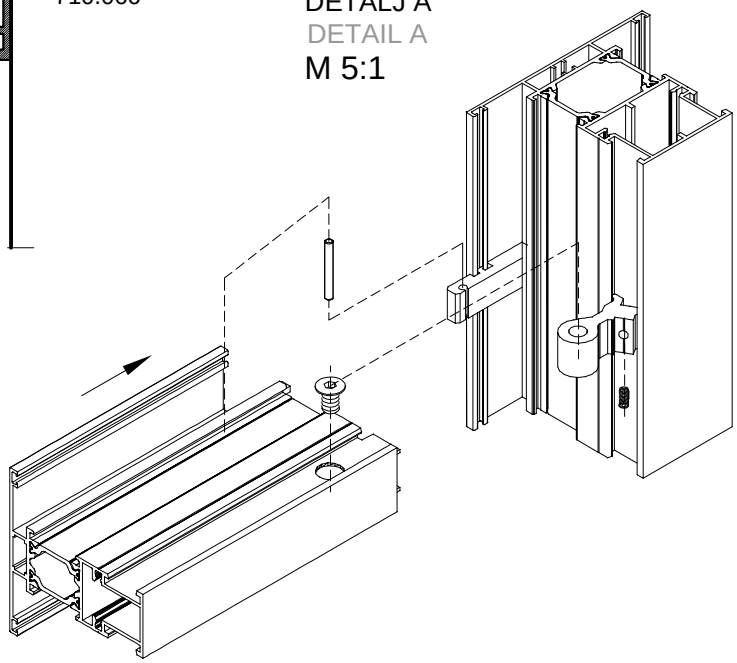




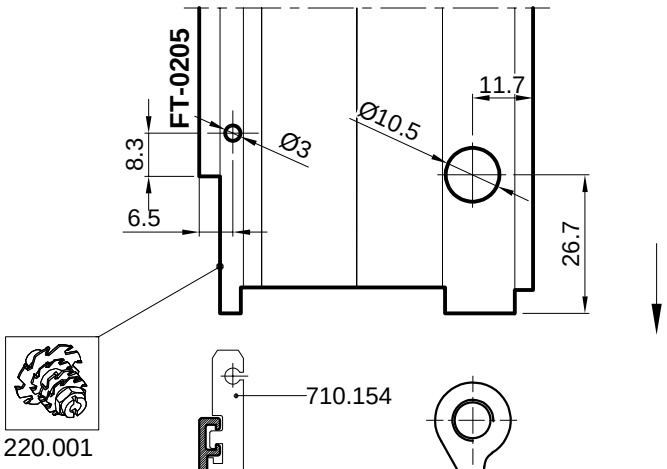
SPAJANJE PROFILA FT-0205 I FT-0206 VEZNICIMA
CONNECTION OF PROFILES FT-0205 AND FT-0206 WITH CONNECTORS

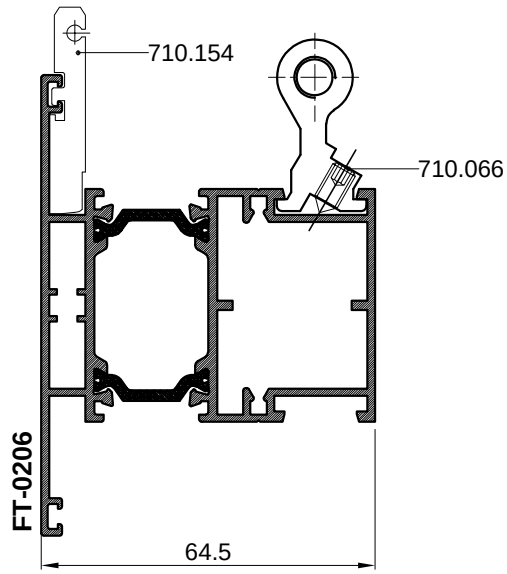


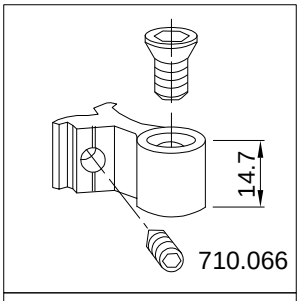
DETALJ A
DETAIL A
M 5:1

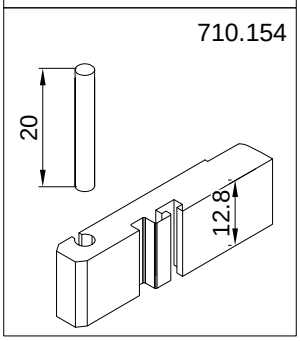


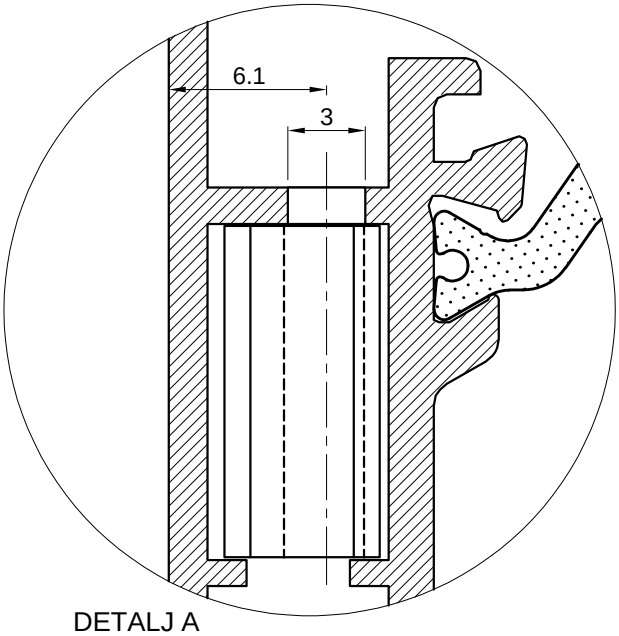
SPAJANJE PROFILA FT-0206 I FT-0206 VEZNICIMA
CONNECTION OF PROFILES FT-0206 AND FT-0206 WITH CONNECTORS



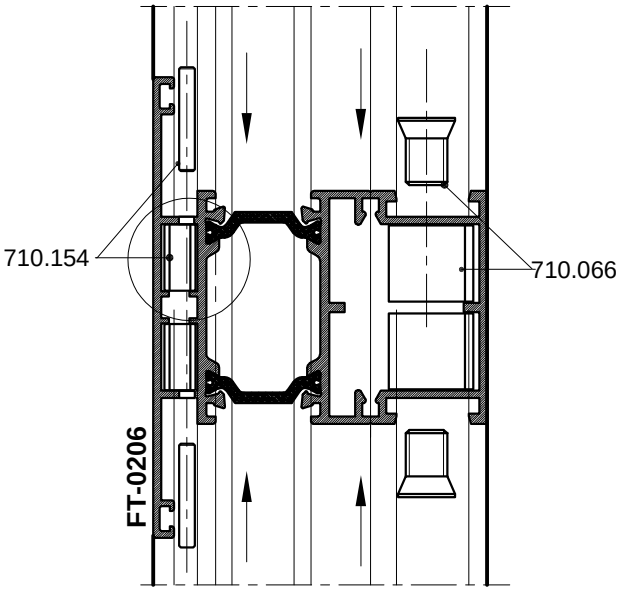


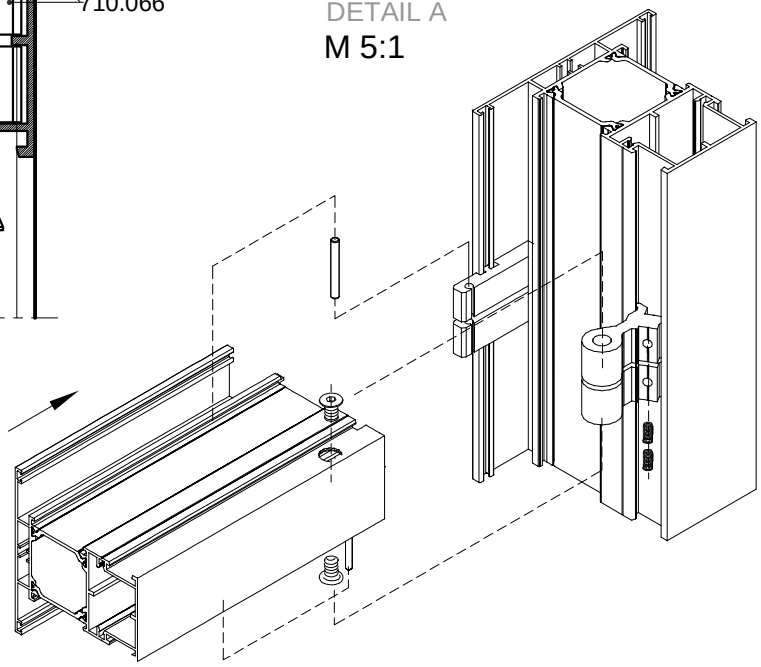




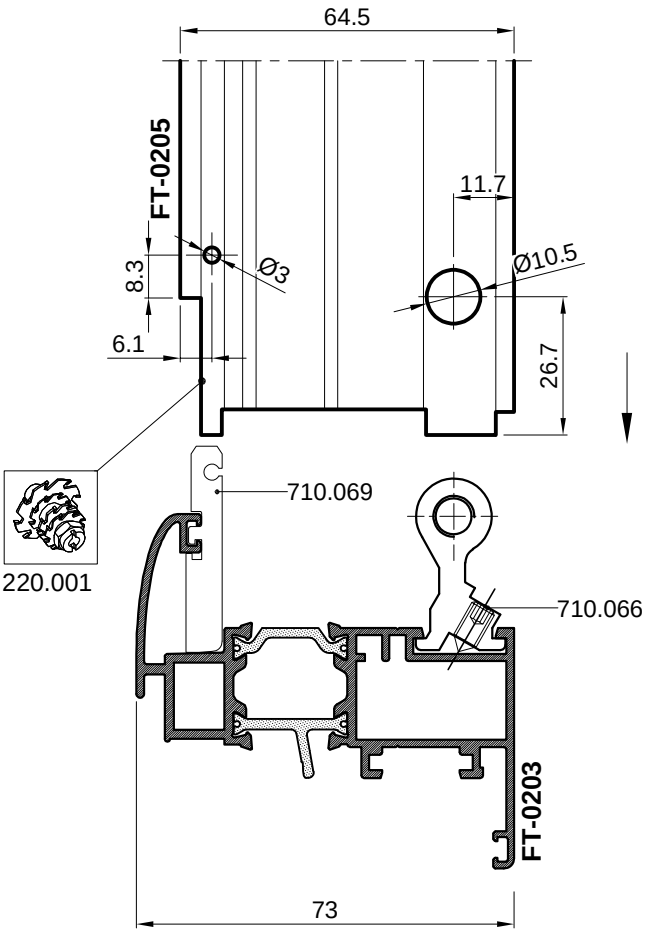


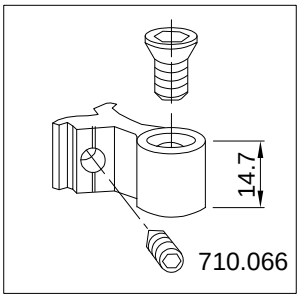
DETALJ A
DETAIL A
M 5:1

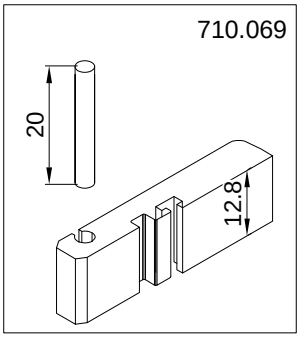


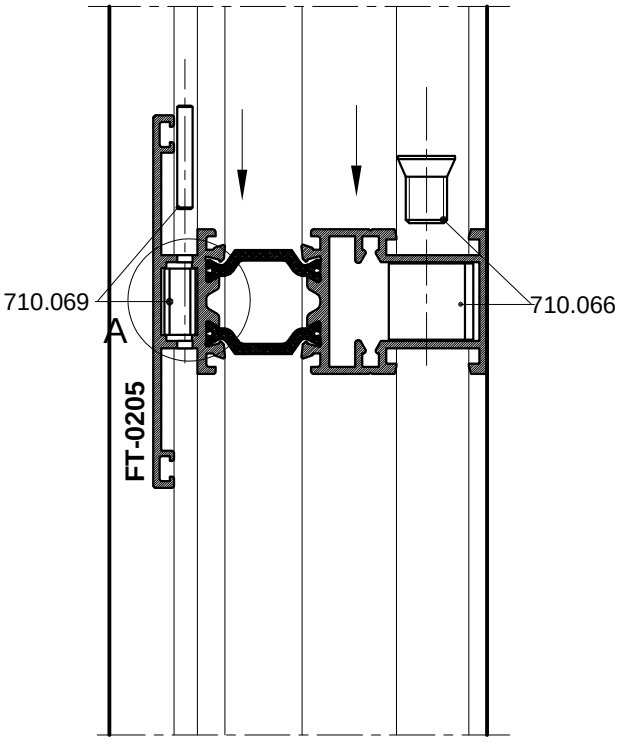


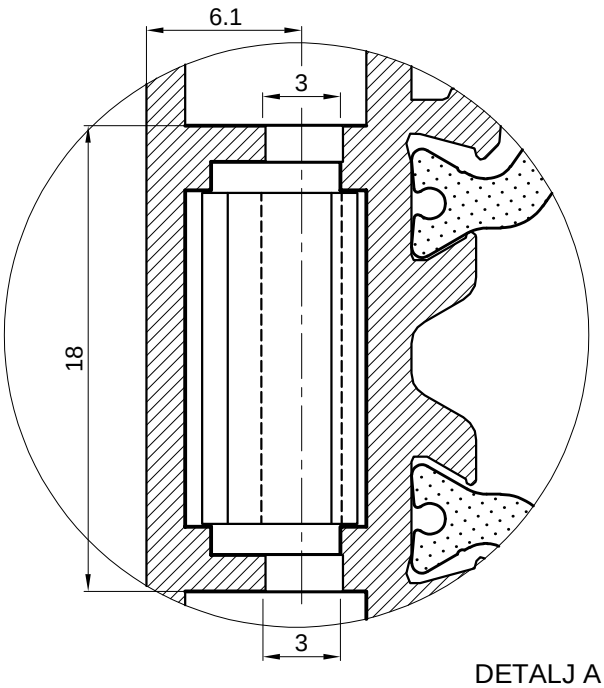
SPAJANJE PROFILA FT-0205 I FT-0203 VEZNICIMA
CONNECTION OF PROFILES FT-0205 AND FT-0203 WITH CONNECTORS





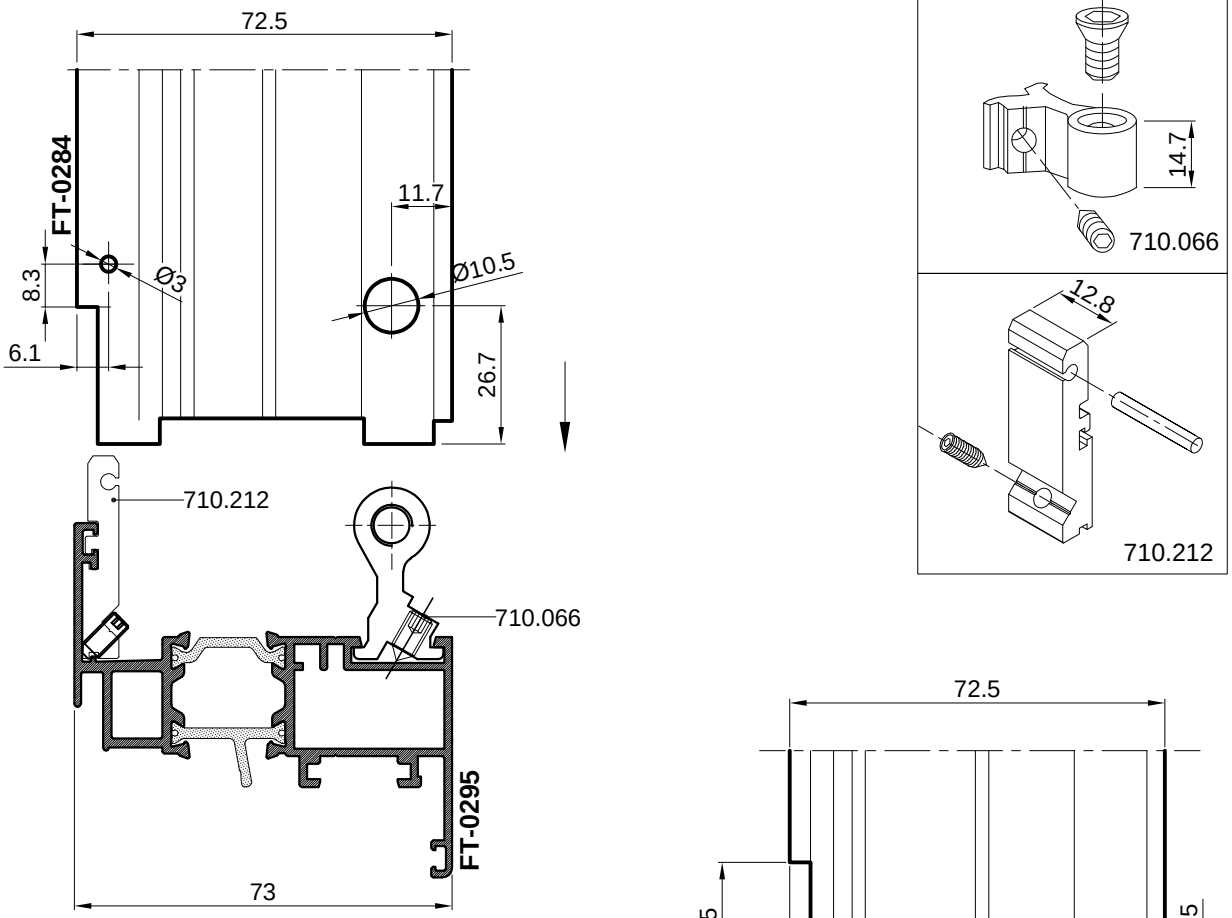


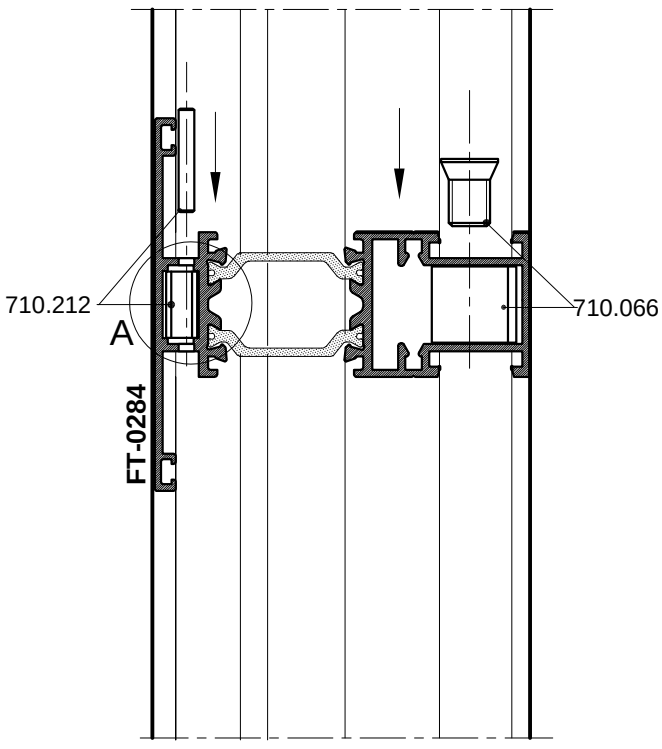


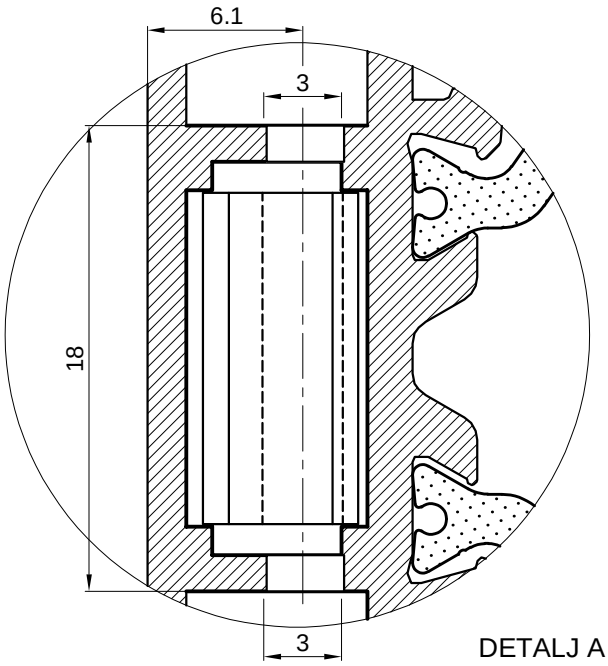


DETALJ A
DETAIL A
M 5:1

SPAJANJE PROFILA FT-0295 I FT-0284 VEZNICIMA
CONNECTION OF PROFILES FT-0295 AND FT-0284 WITH CONNECTORS

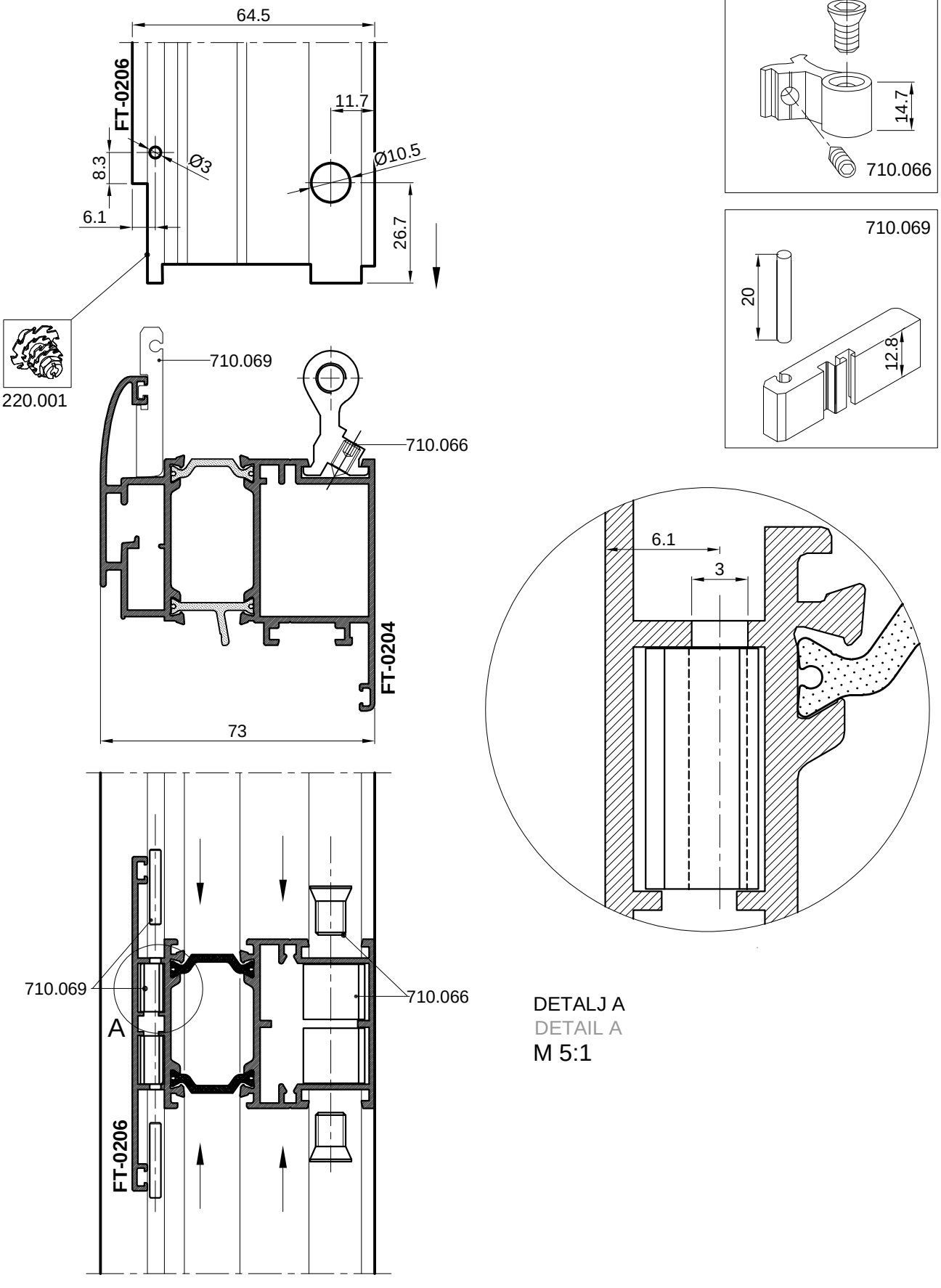




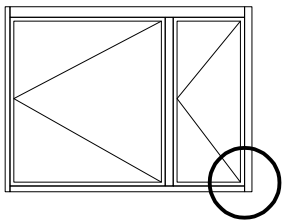


DETALJ A
DETAIL A
M 5:1

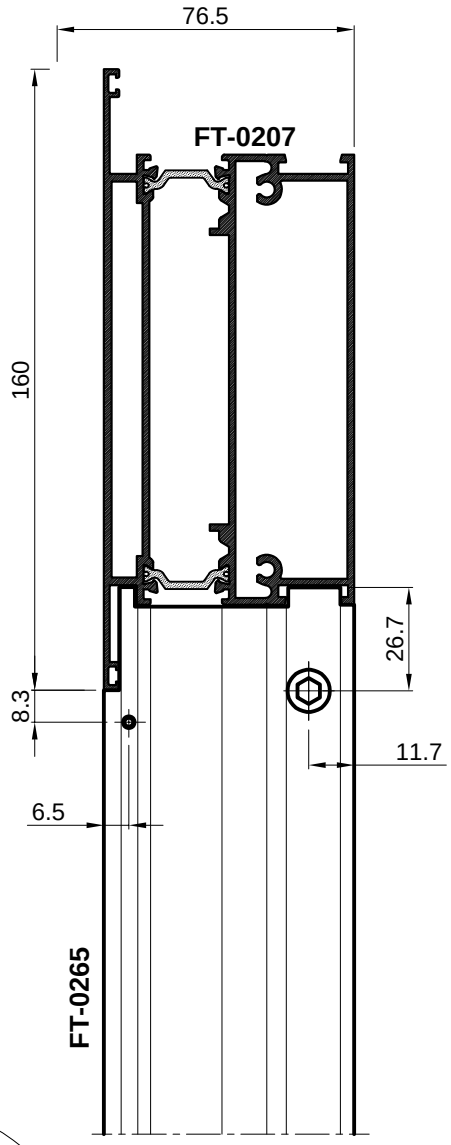
SPAJANJE PROFILA FT-0206 I FT-0204 VEZNICIMA
CONNECTION OF PROFILES FT-0206 AND FT-0204 WITH CONNECTORS

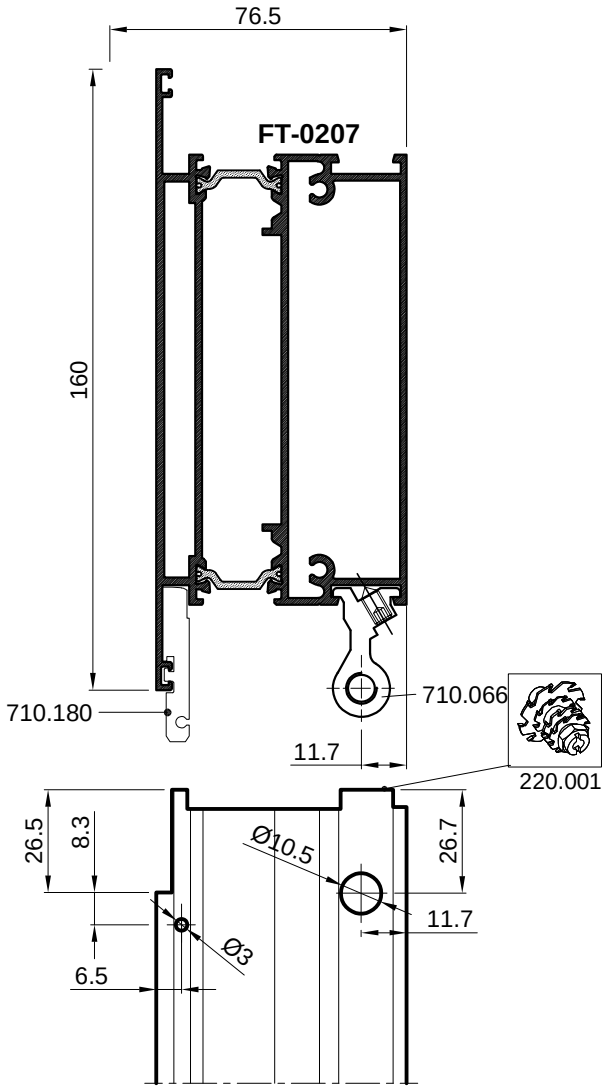


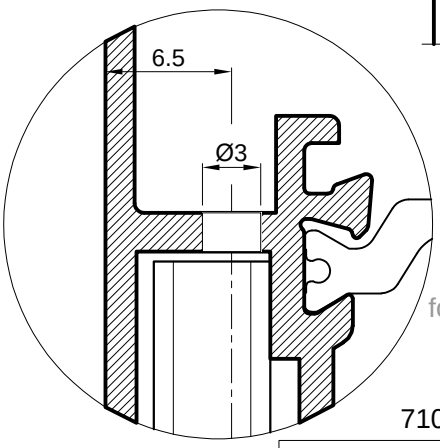
DETALJ A
DETAIL A
M 5:1



SPAJANJE PROFILA FT-0265 i FT-0207 VEZNICIMA
CONNECTION OF PROFILES FT-0265 and FT-0207 WITH CONNECTORS

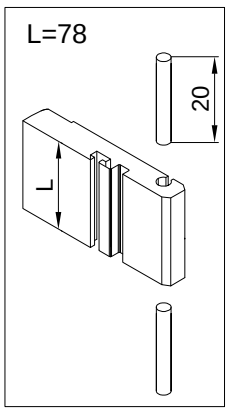




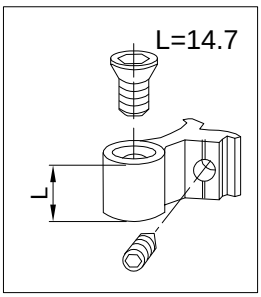


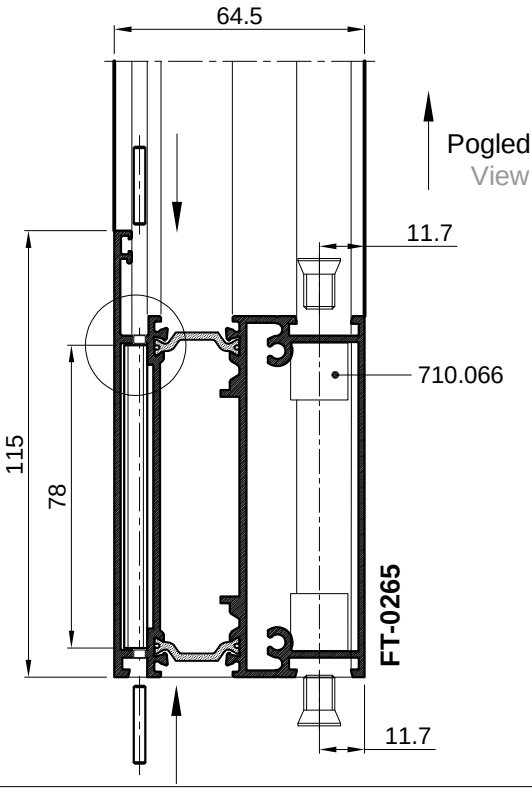
Obrada za veznik
Processing for connector

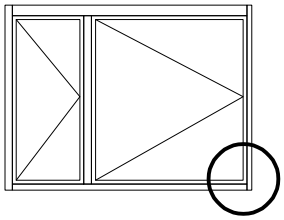
710.180



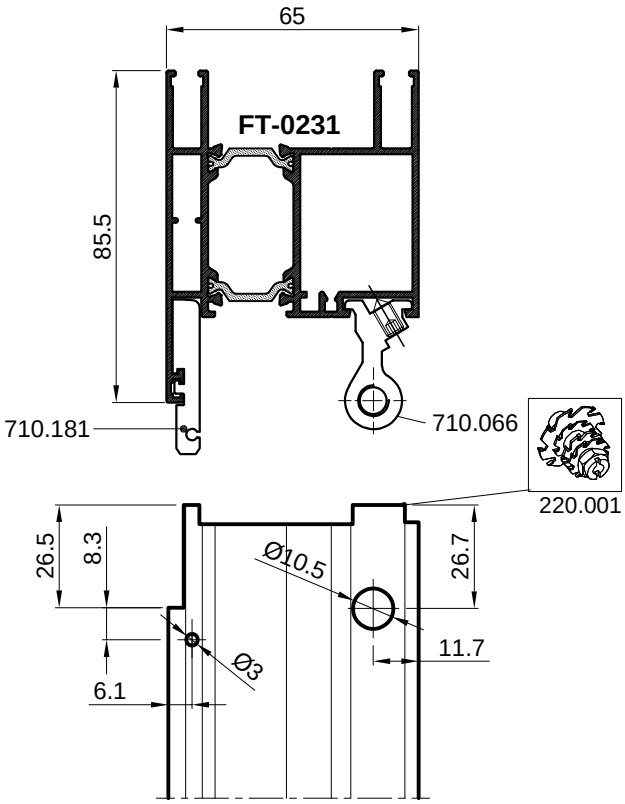
710.066

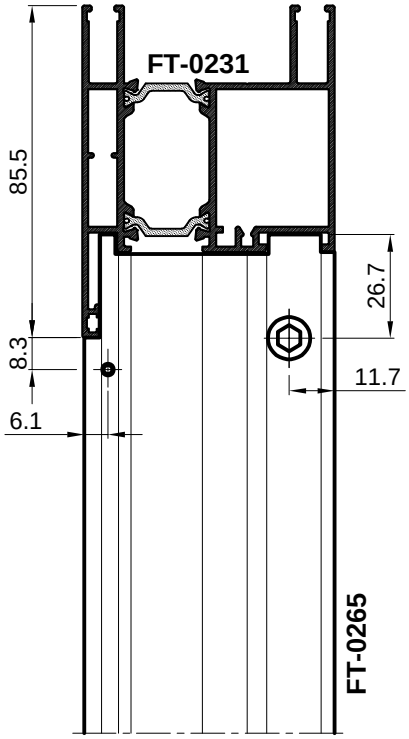


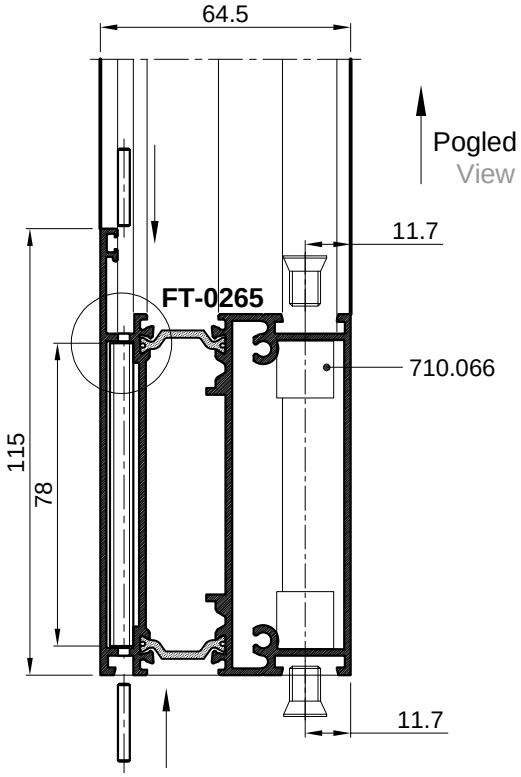


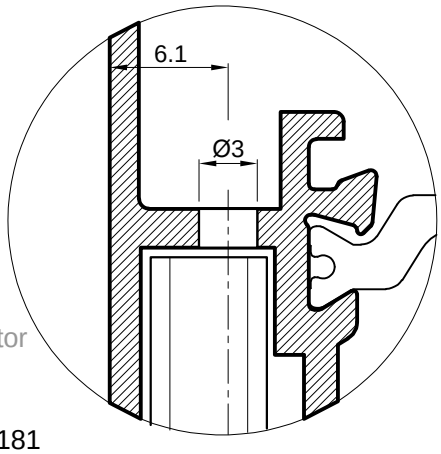


SPAJANJE PROFILA FT-0265 i FT-0231 VEZNICIMA
CONNECTION OF PROFILES FT-0265 and FT-0231 WITH CONNECTORS



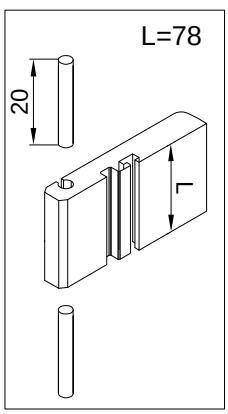




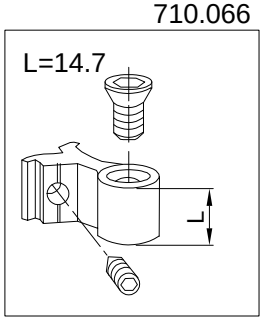


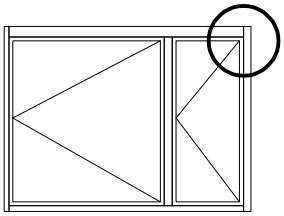
Obrada za veznik
Processing for connector

710.181

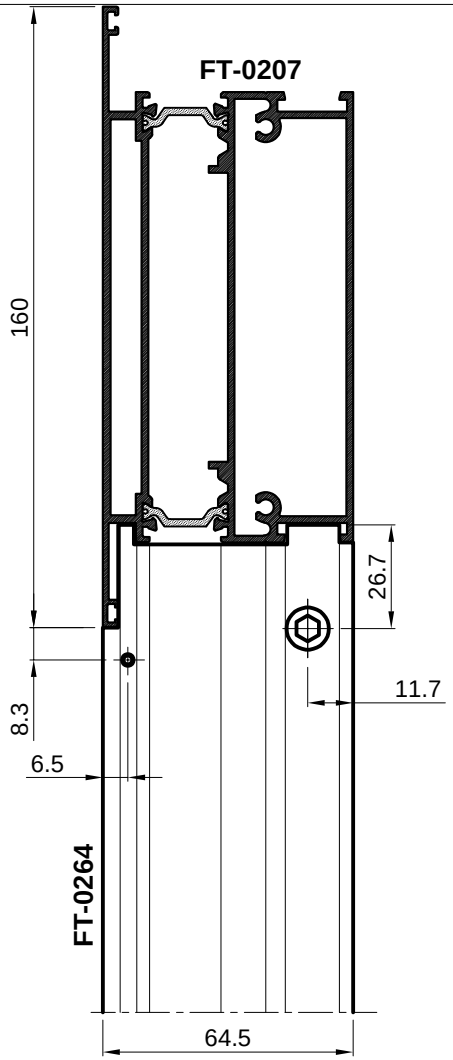


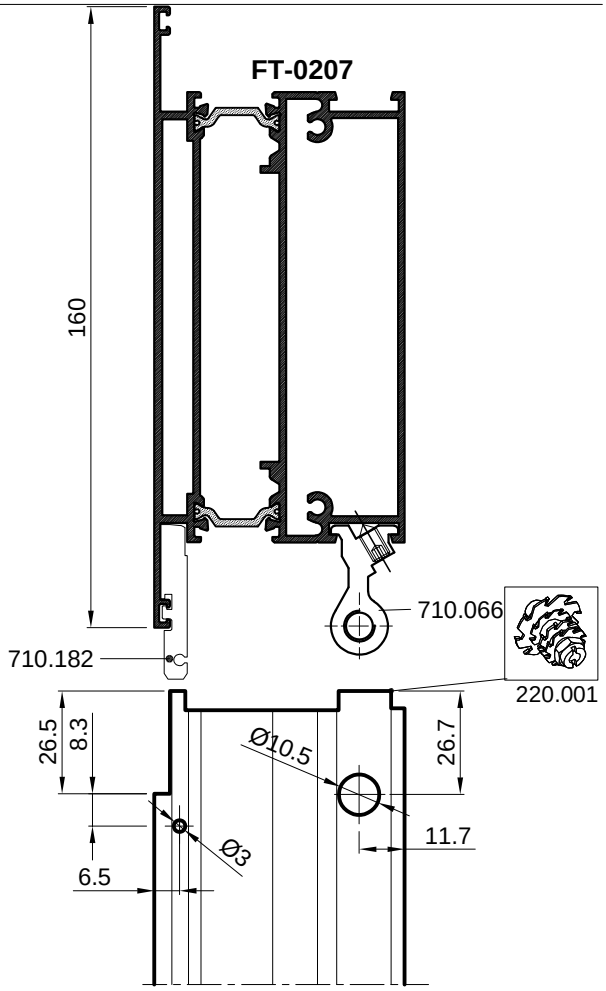
710.066

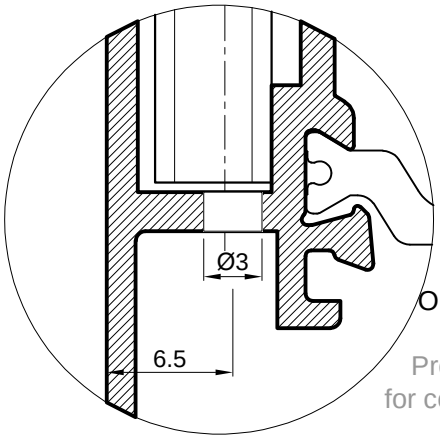




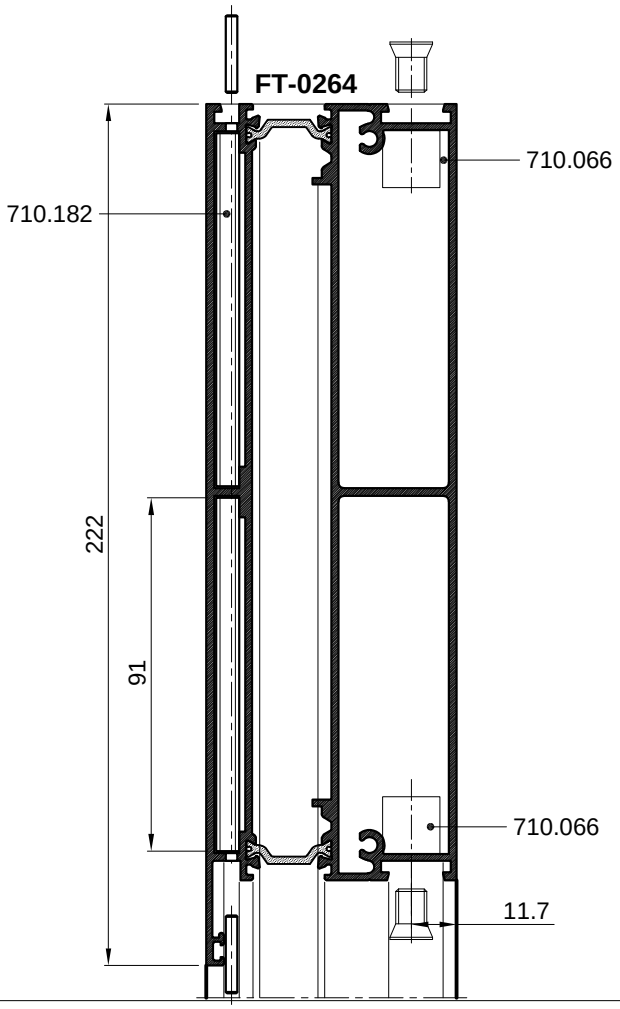
SPAJANJE PROFILA FT-0264 i FT-0207 VEZNICIMA
CONNECTION OF PROFILES FT-0264 and FT-0207 WITH CONNECTORS

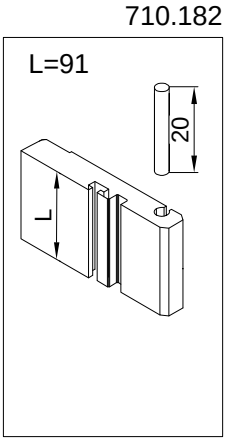


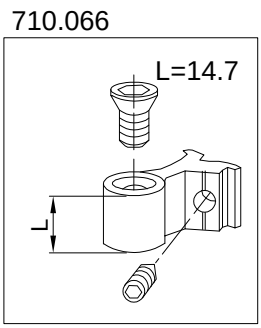




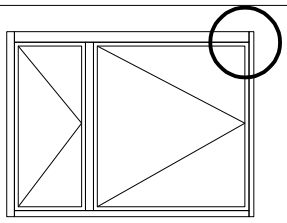
Obrada za veznik
Processing for connector

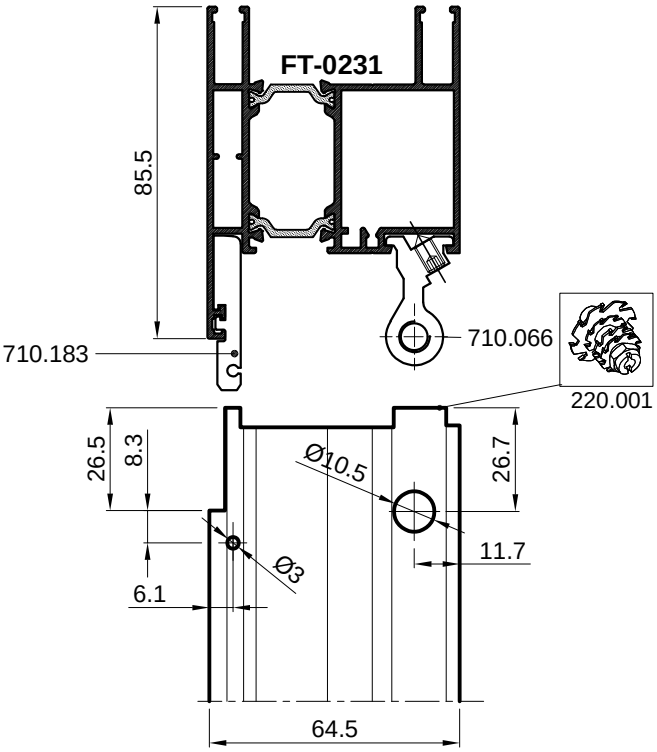


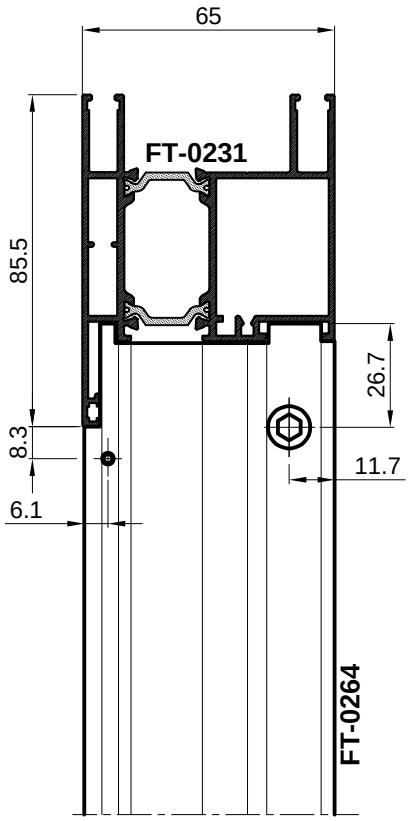


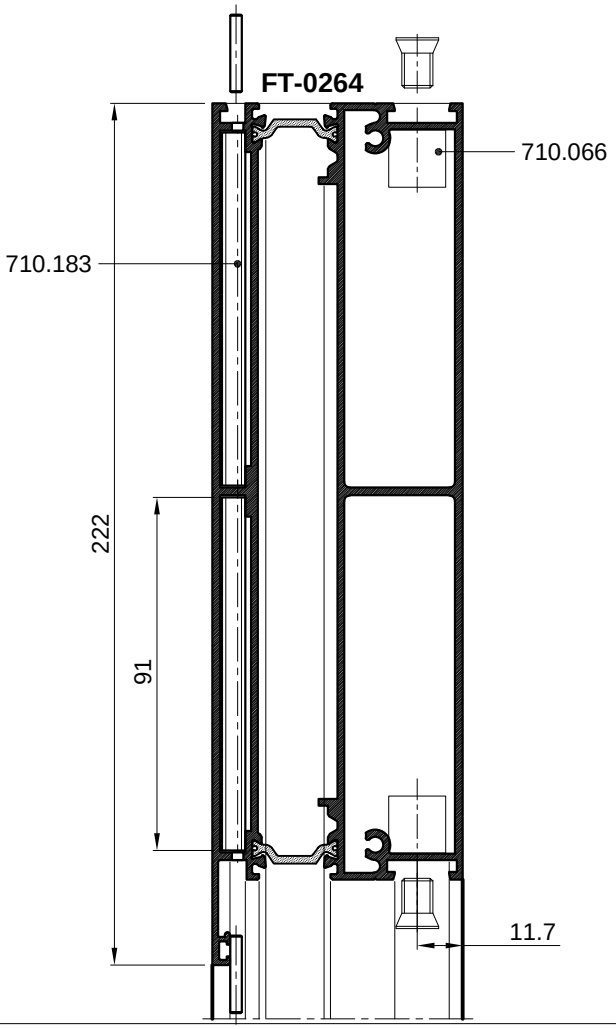


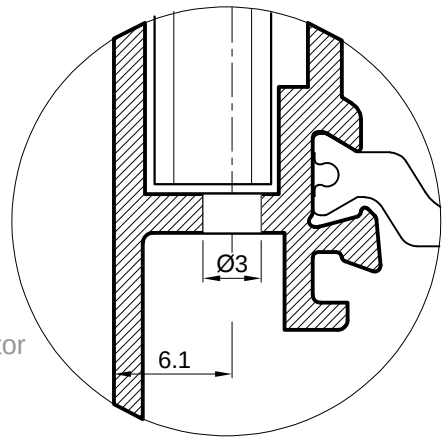
SPAJANJE PROFILA FT-0264 i FT-0231 VEZNICIMA
CONNECTION OF PROFILES FT-0264 and FT-0231 WITH CONNECTORS





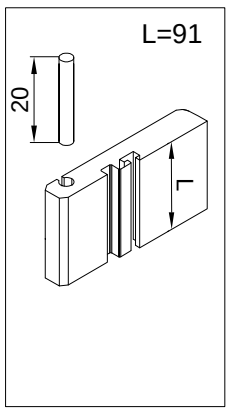




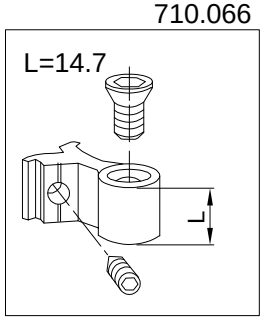


Obrada za veznik
Processing for connector

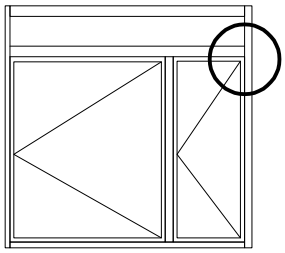
710.183

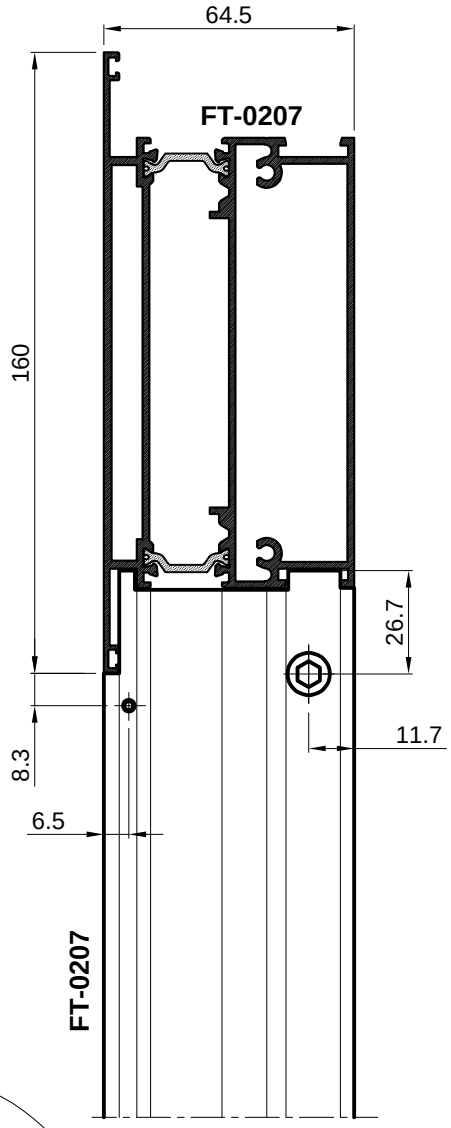


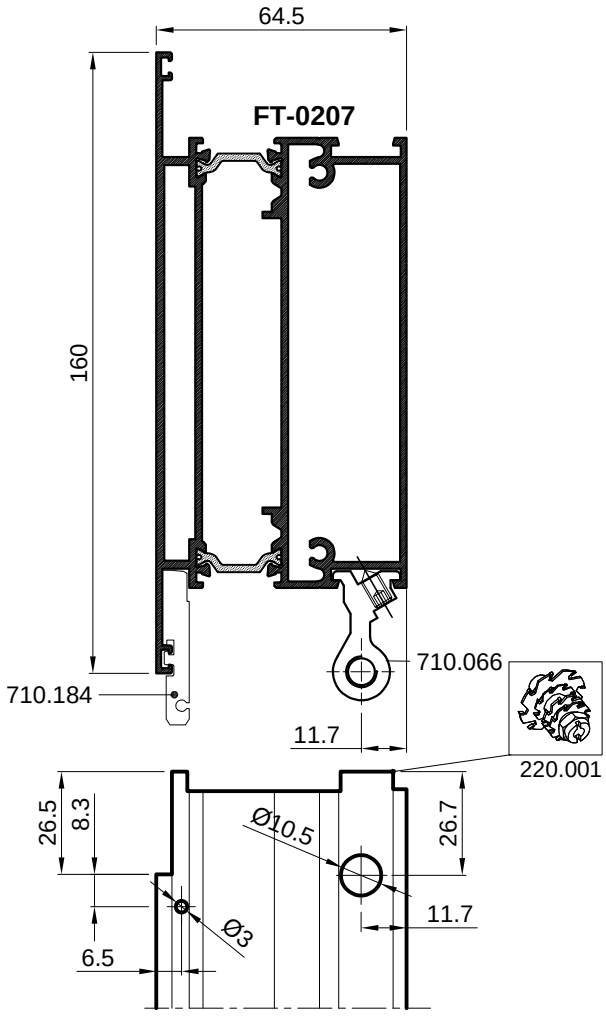
710.066

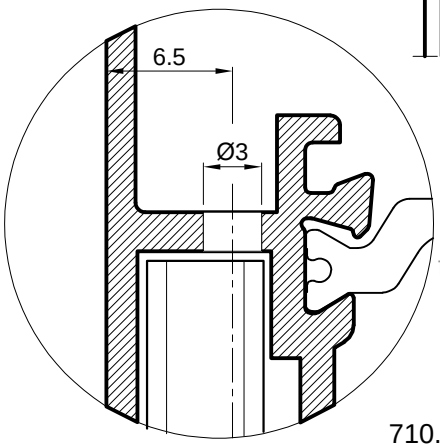


SPAJANJE PROFILA FT-0207 i FT-0207 VEZNICIMA
CONNECTION OF PROFILES FT-0207 and FT-0207 WITH CONNECTORS

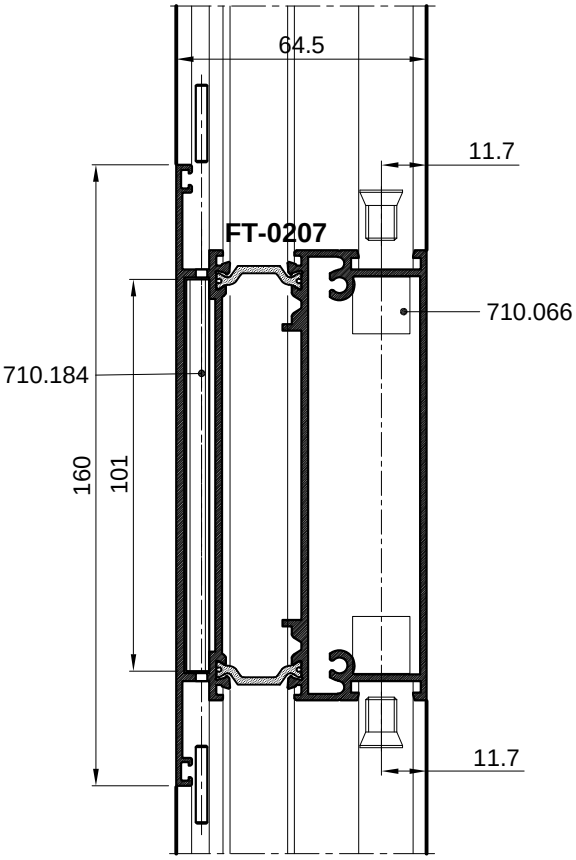




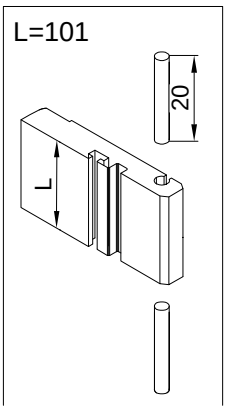




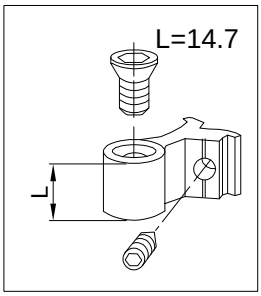
Obrada za veznik
Processing for connector

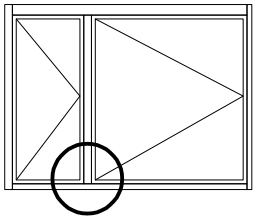


710.184

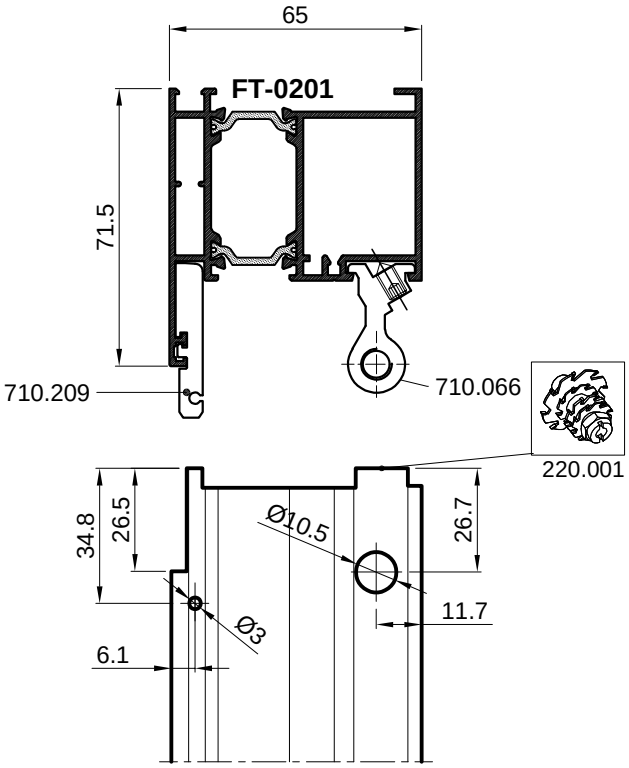


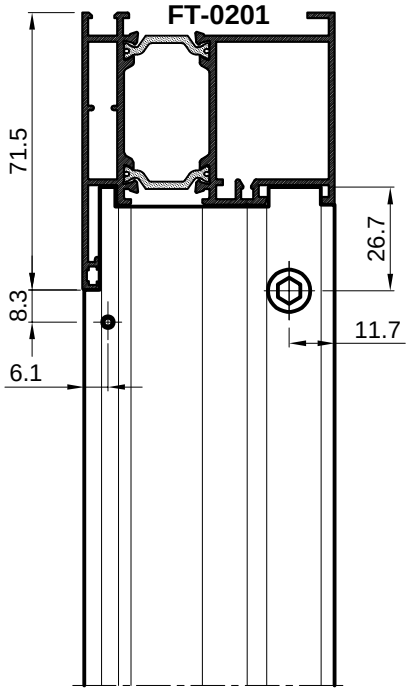
710.066

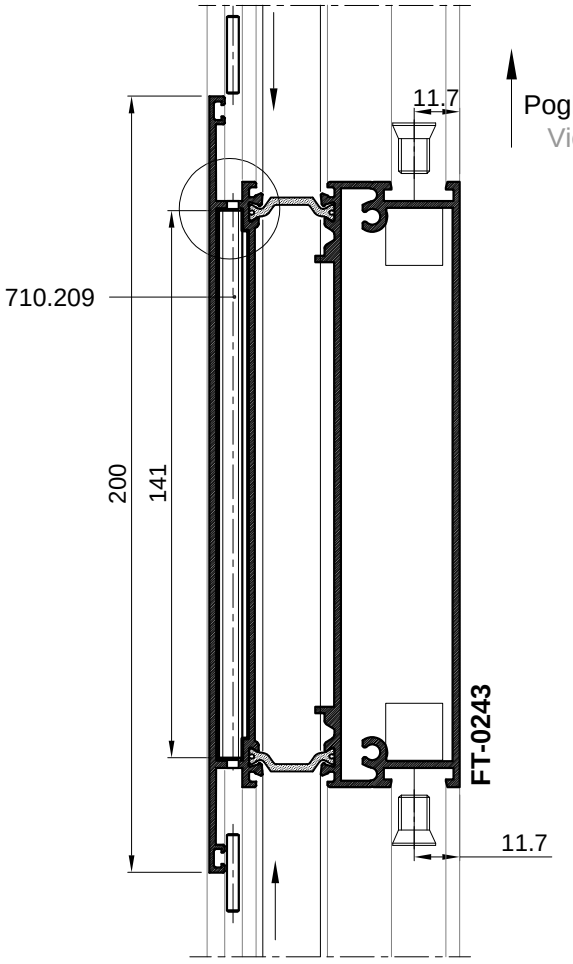


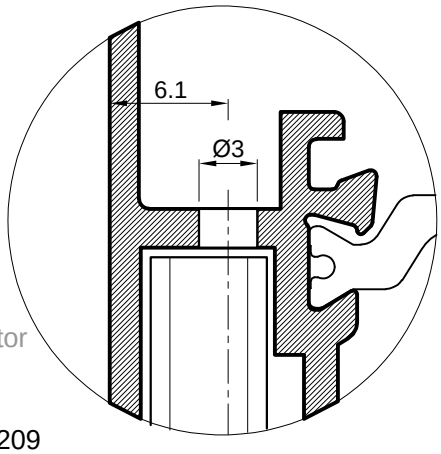


SPAJANJE PROFILA FT-0243 i FT-0201 VEZNICIMA
CONNECTION OF PROFILES FT-0243 and FT-0201 WITH CONNECTORS



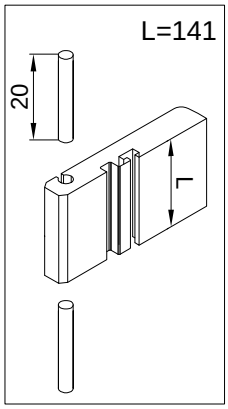




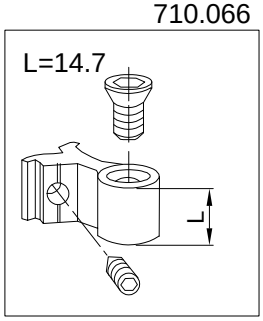


Obrada za veznik
Processing for connector

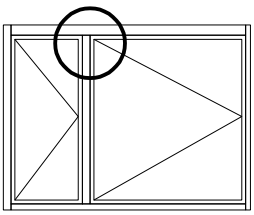
710.209

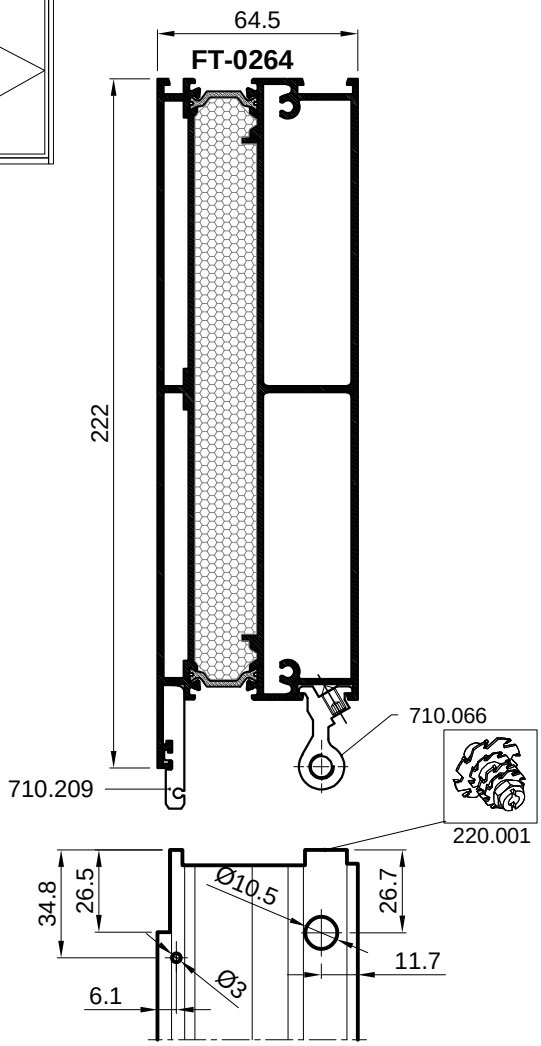


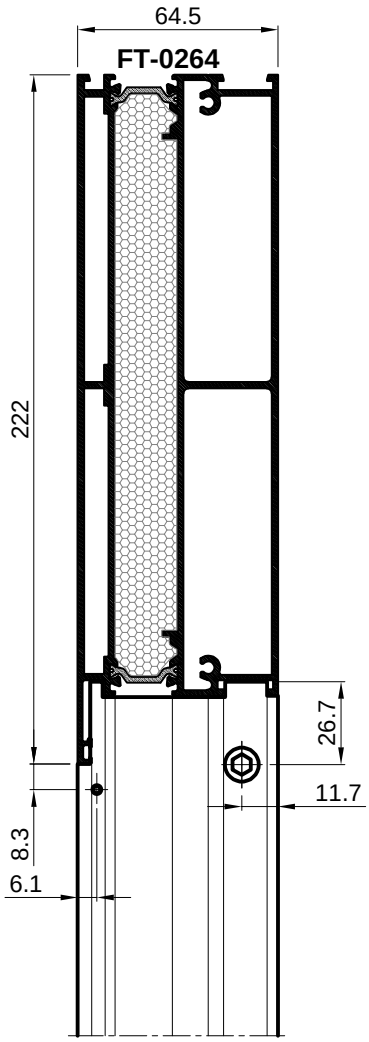
710.066

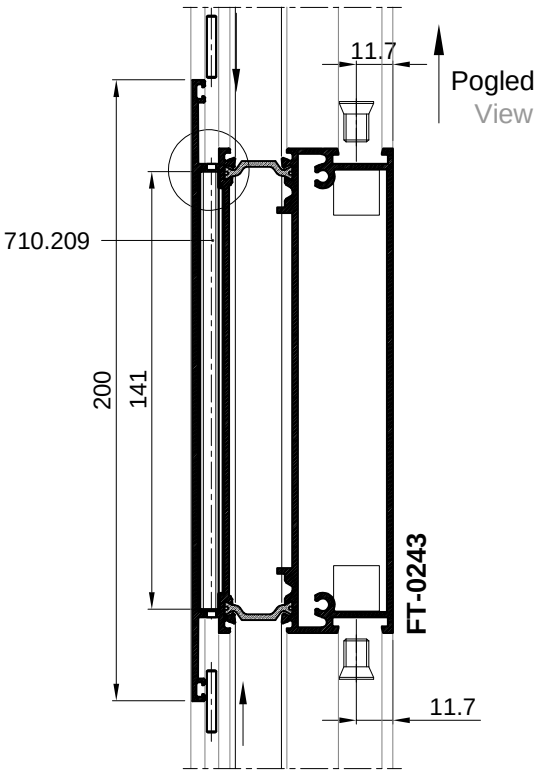


SPAJANJE PROFILA FT-0243 i FT-0264 VEZNICIMA
CONNECTION OF PROFILES FT-0243 and FT-0264 WITH CONNECTORS

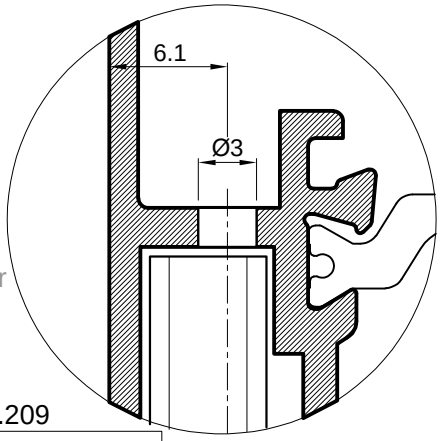


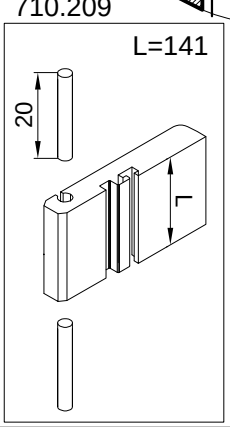


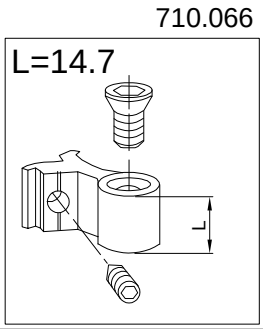




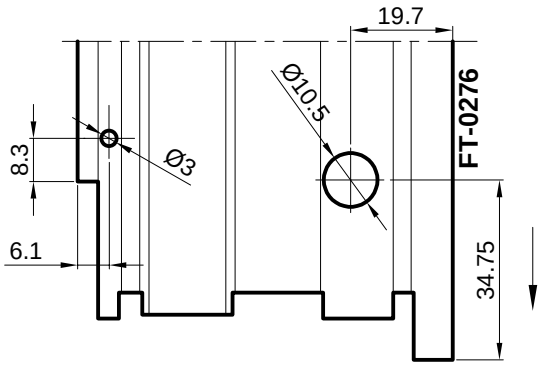
Obrada za veznik
Processing for connector

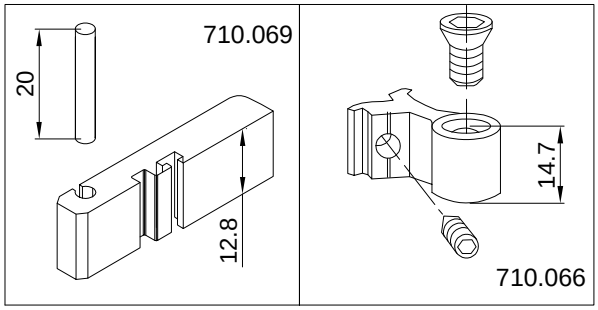


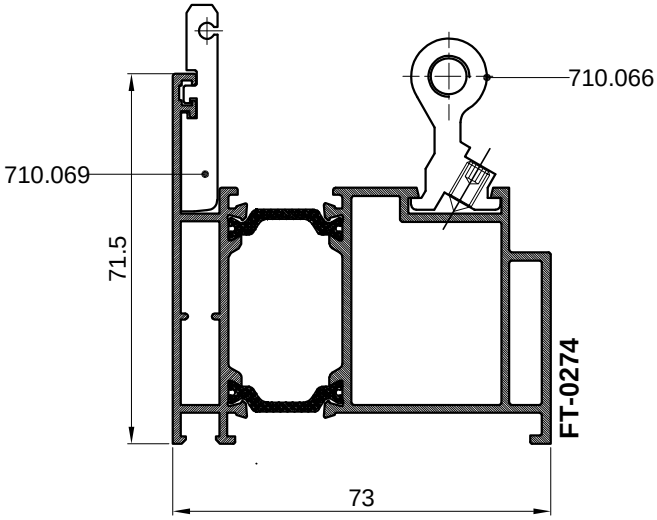




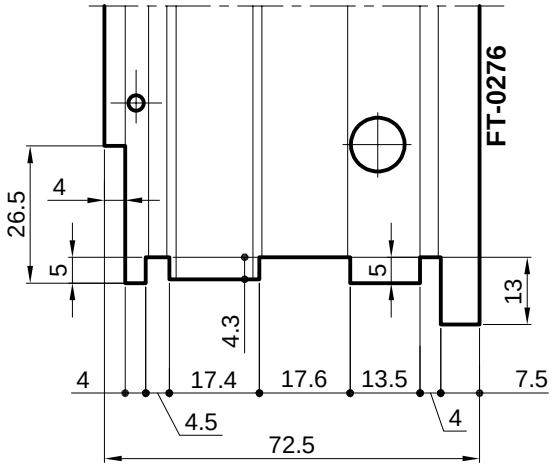
OBRADA I SPAJANJE PROFILA FT-0276 i FT-0274 VEZNICIMA
PROCESSING AND CONNECTION OF PROFILES FT-0276 i FT-0274 WITH CONNECTORS

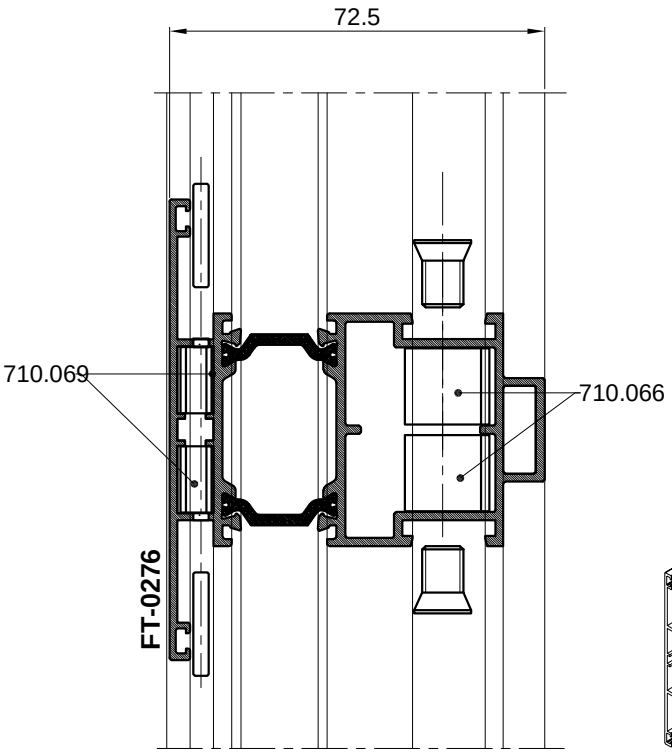


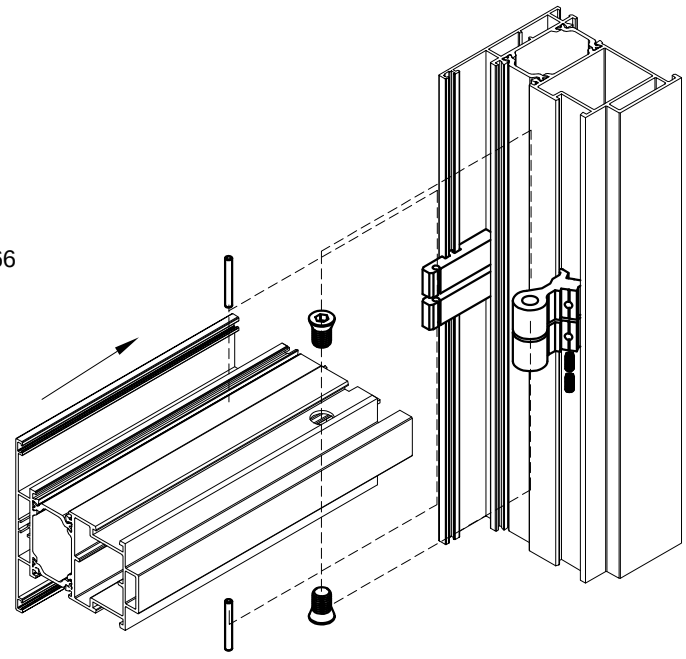




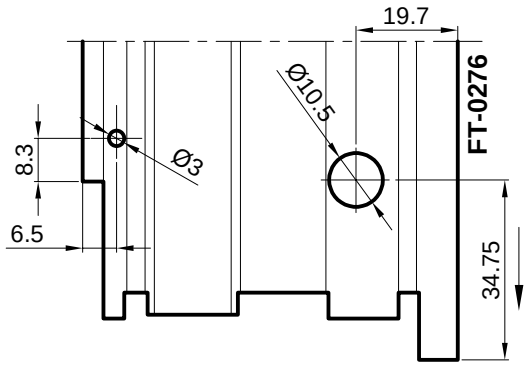
OBRADA PROFILA PREČKE
-obrada na glodalici ili obradnom centru
PROCESSING OF MULLION PROFILE
-processing on mill or machining centre

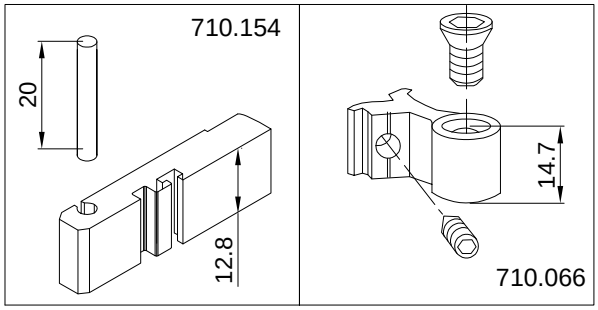


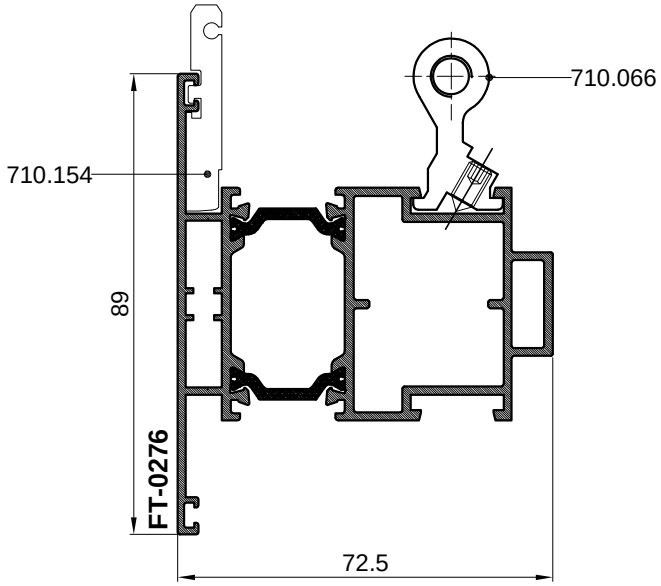




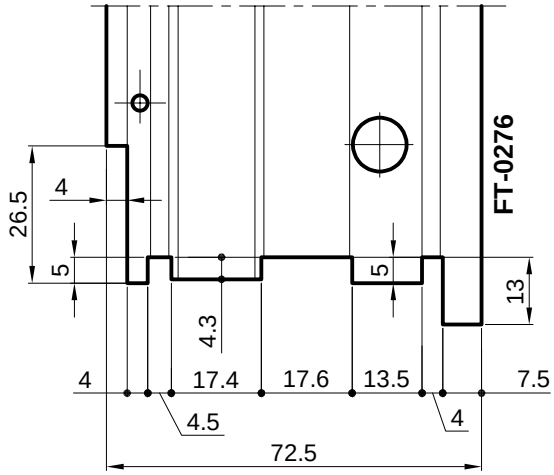
OBRADA I SPAJANJE PROFILA FT-0276 i FT-0276 VEZNICIMA
PROCESSING AND CONNECTION OF PROFILES FT-0276 i FT-0276 WITH CONNECTORS

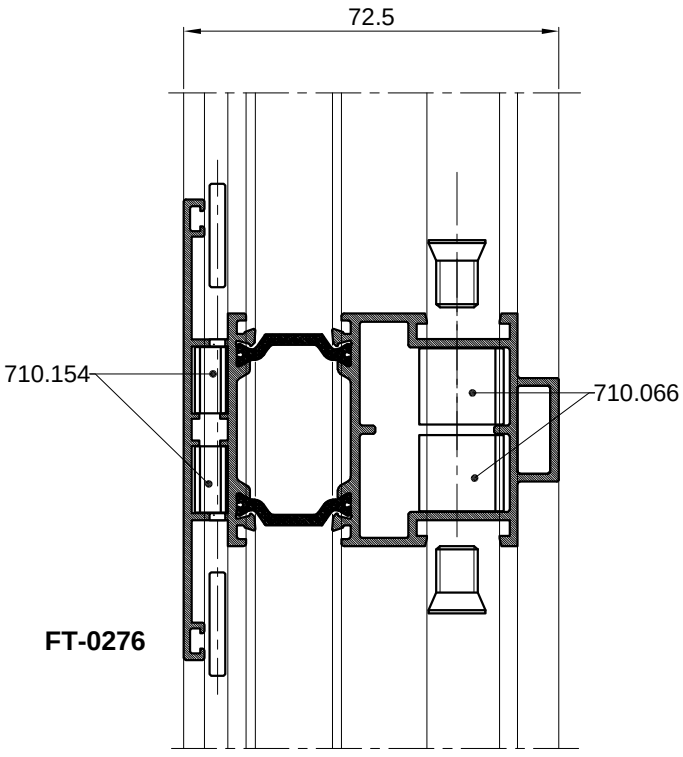


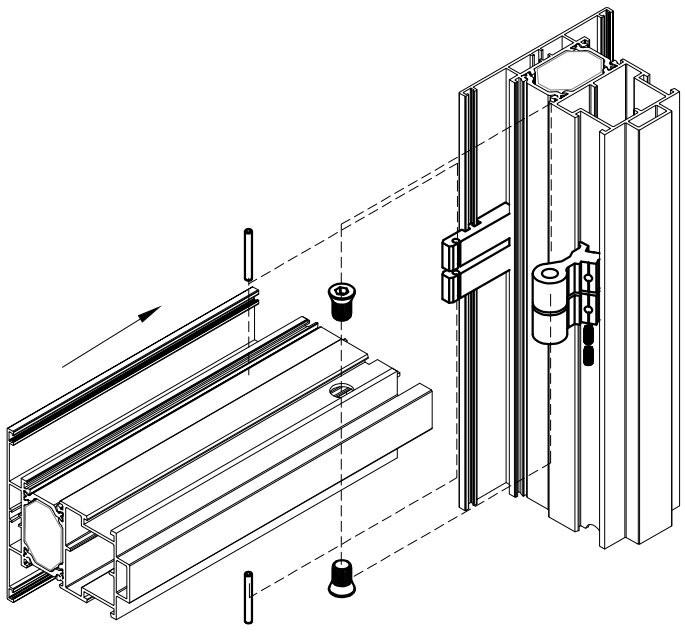




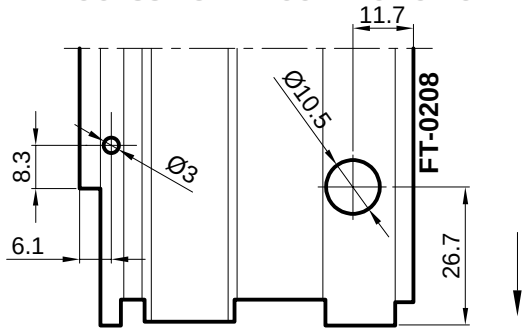
OBRADA PROFILA PREČKE
-obrada na glodalici ili obradnom centru
PROCESSING OF MULLION PROFILE
-processing on mill or machining centre

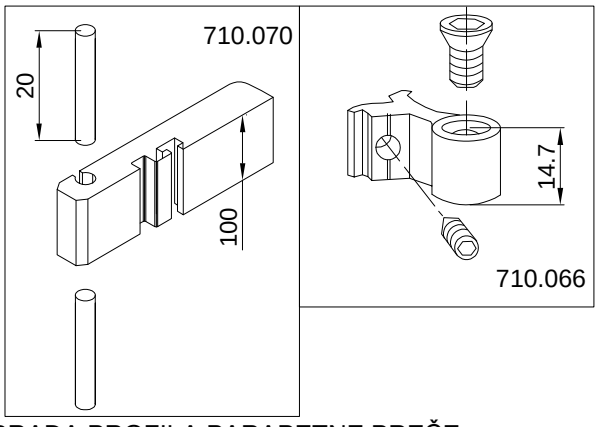


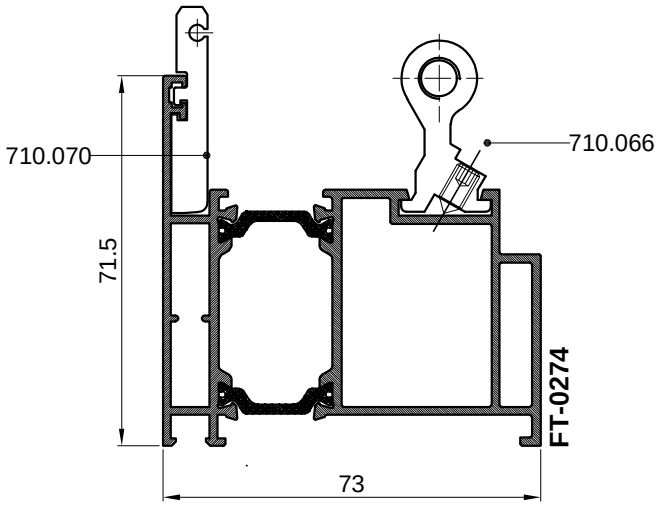




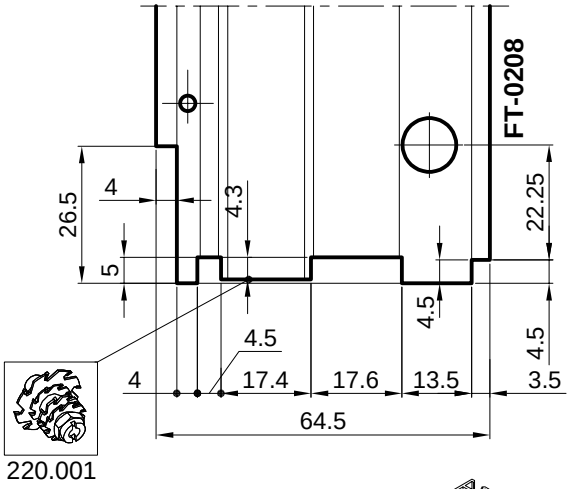
OBRADA I SPAJANJE PROFILA FT-0274 i FT-0208 VEZNICIMA
PROCESSING AND CONNECTION OF PROFILES FT-0274 i FT-0208 WITH CONNECTORS

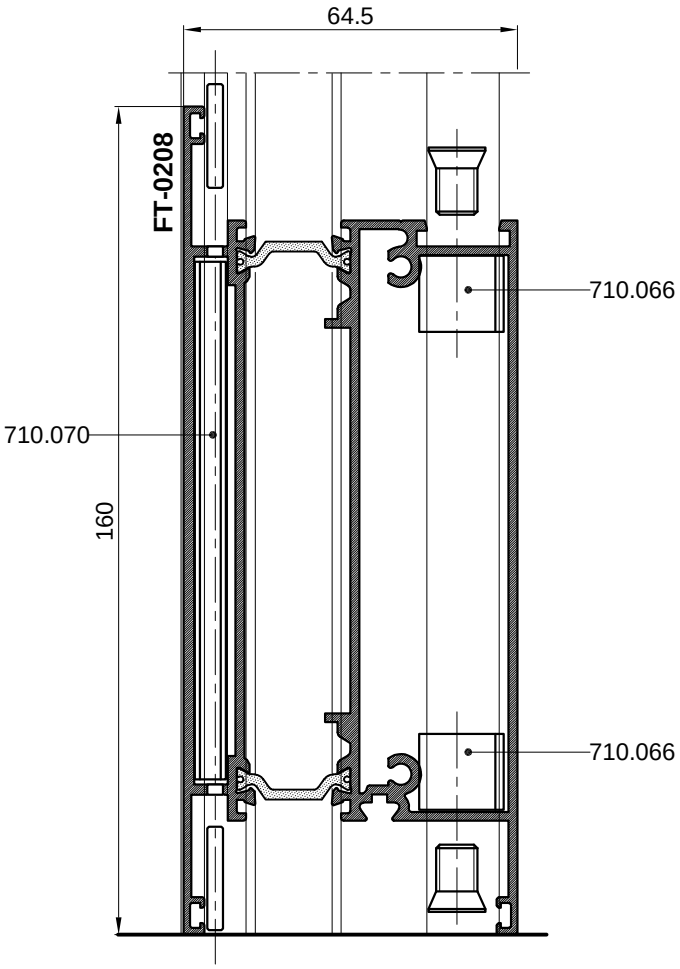


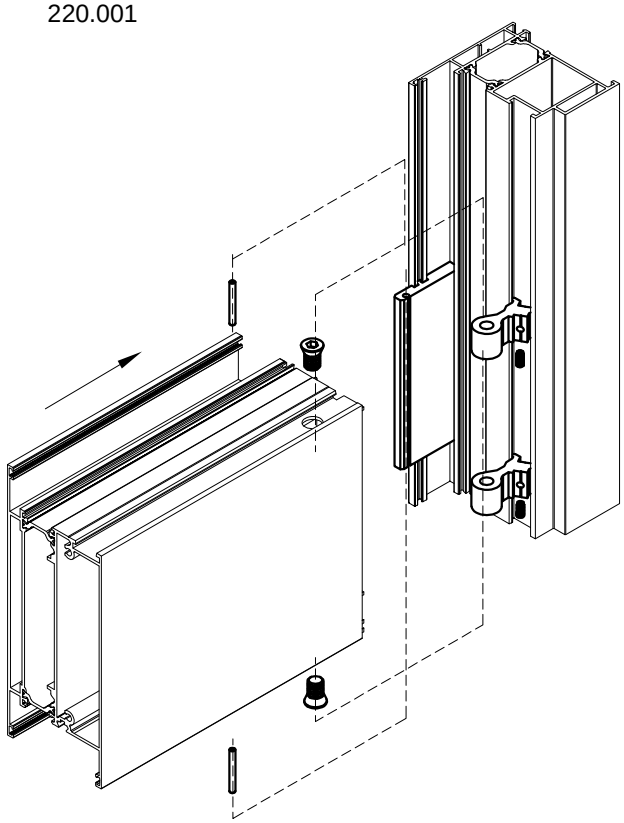




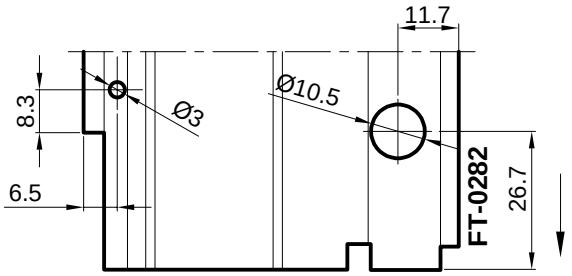
OBRADA PROFILA PARAPETNE PREČE
-obrada snopom glodala za obradu prečki art.220.001
-obrada na glodalici ili obradnom centru
PROCESSING OF SPANDREL MULLION PROFILE
-processing with bundle of milling cutters for mullion processing art.220.001
-processing on mill or machining centre

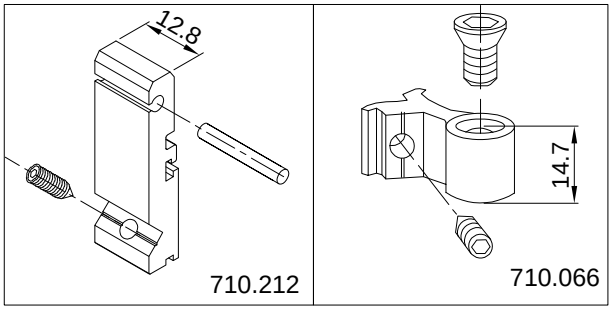


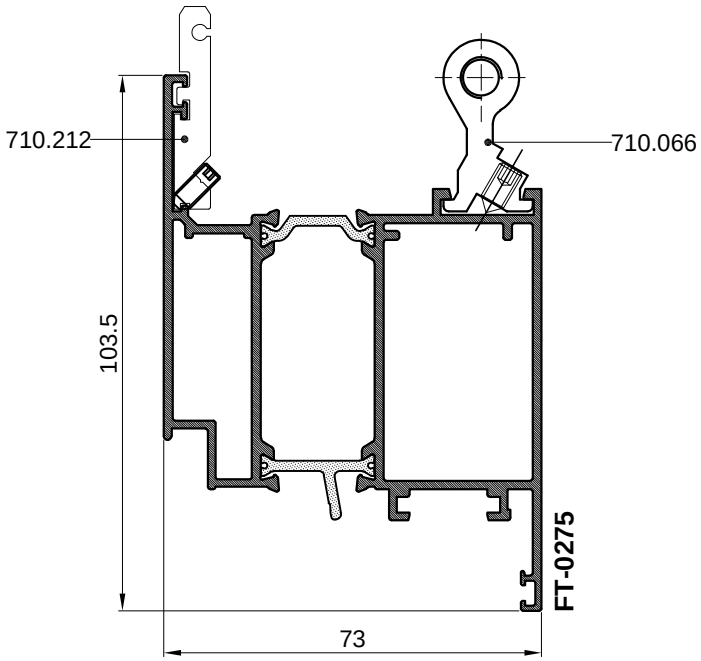




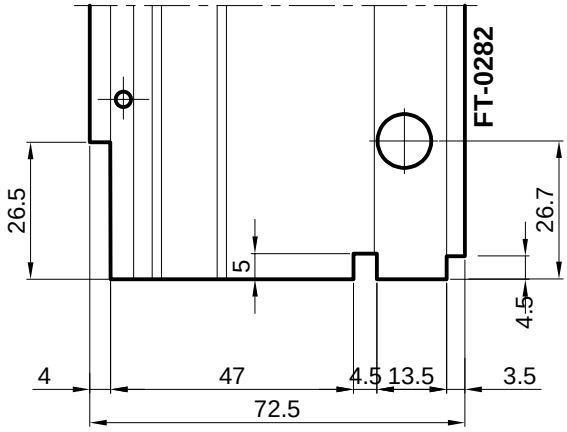
OBRADA I SPAJANJE PROFILA FT-0275 i FT-0282 VEZNICIMA
PROCESSING AND CONNECTION OF PROFILES FT-0275 i FT-0282 WITH CONNECTORS

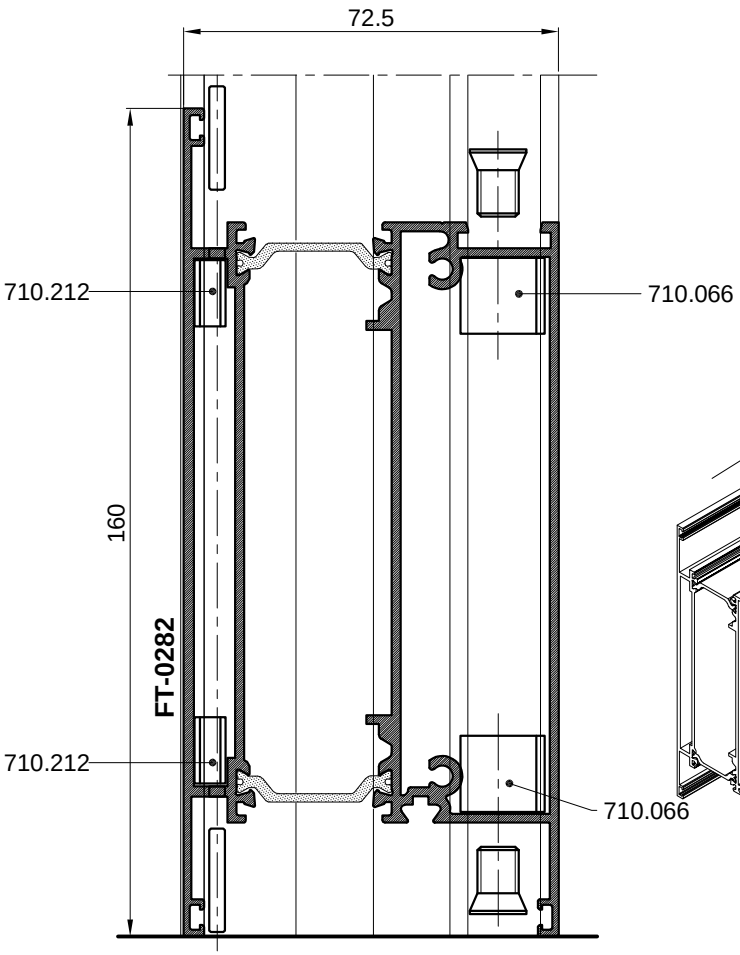


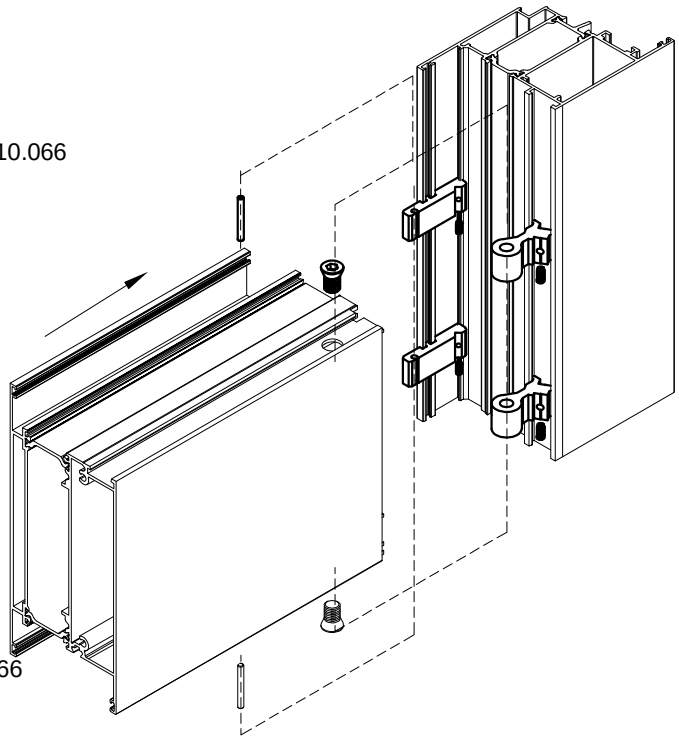




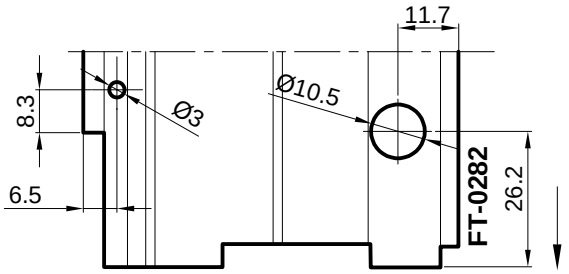
Obrada profila parapetne prečke
-obrada na glodalici ili obradnom centru
Processing of spandrel mullion profile
-processing on mill or machining centre

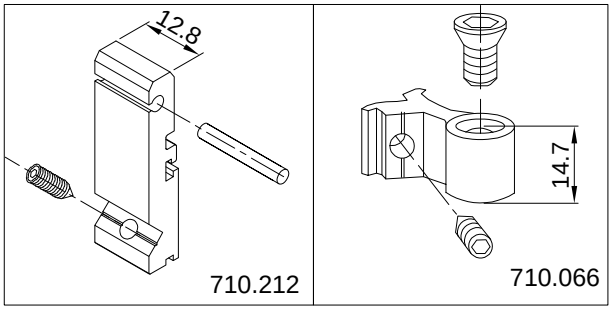


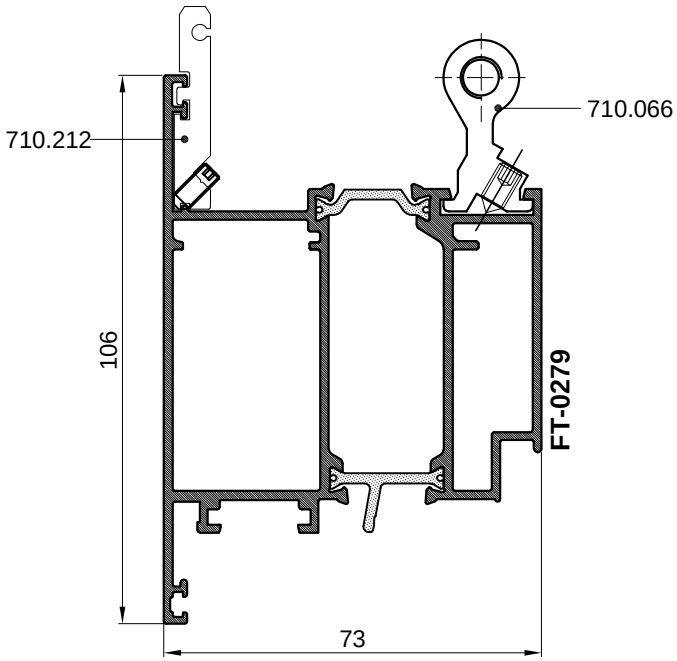




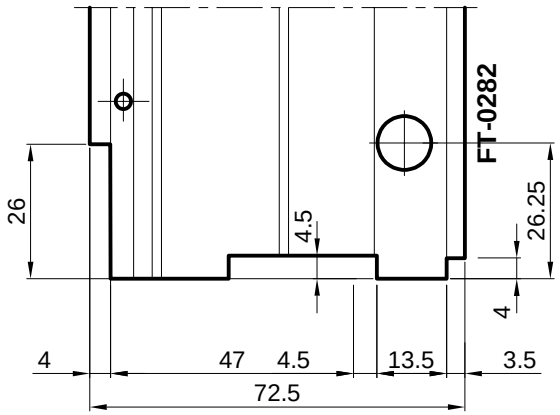
OBRADA I SPAJANJE PROFILA FT-0279 i FT-0282 VEZNICIMA
PROCESSING AND CONNECTION OF PROFILES FT-0279 i FT-0282 WITH CONNECTORS

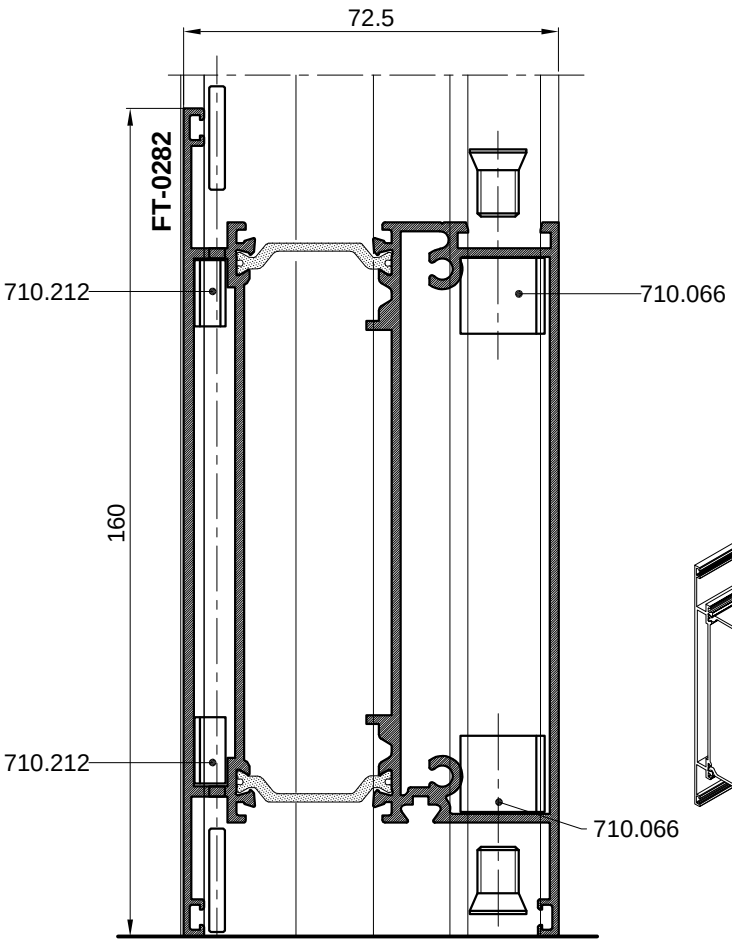


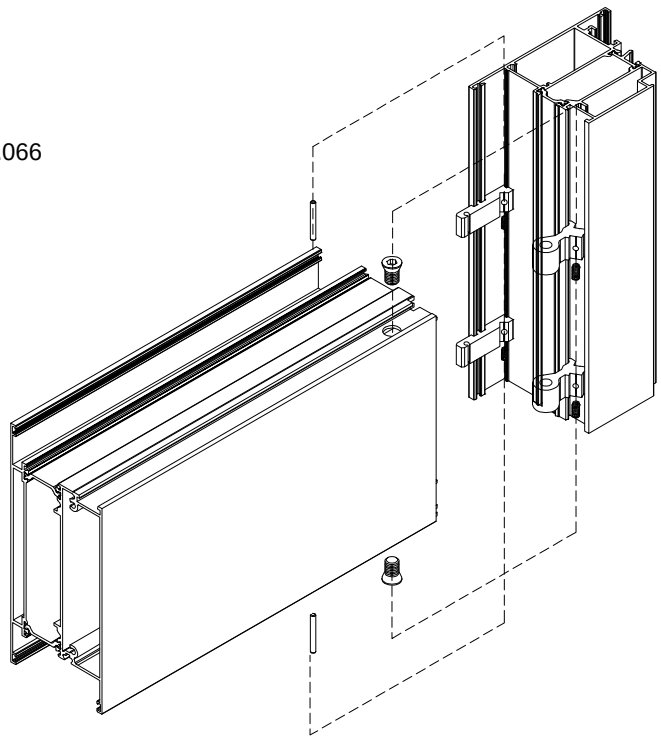




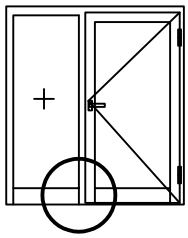
Obrada profila parapetne prečke
-obrada na glodalici ili obradnom centru
Processing of spandrel mullion profile
-processing on mill or machining centre

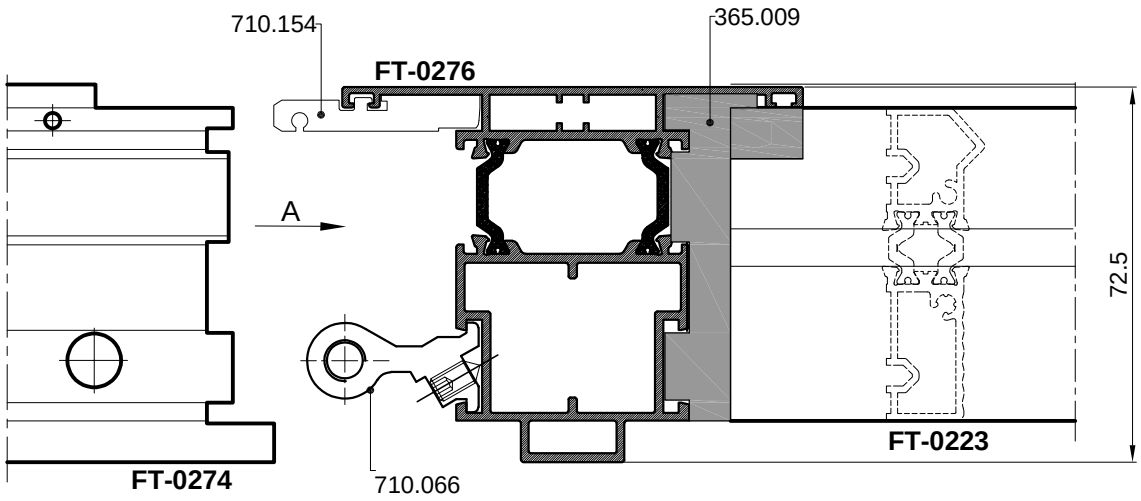






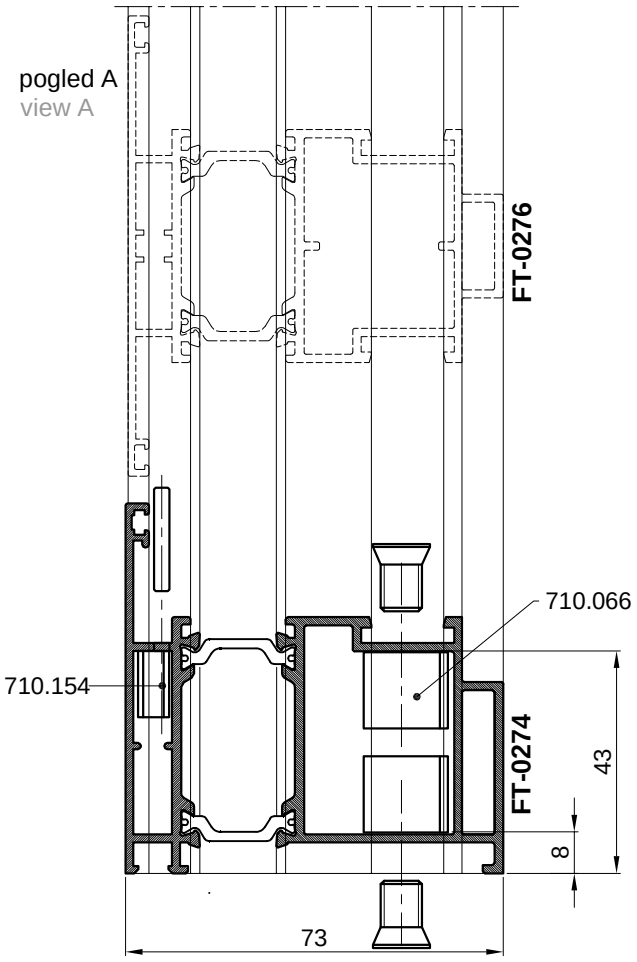
OBRADA I SPAJANJE PROFILA FT-0276 i FT-0274 VEZNICIMA
PROCESSING AND CONNECTION OF PROFILES FT-0276 i FT-0274 WITH CONNECTORS

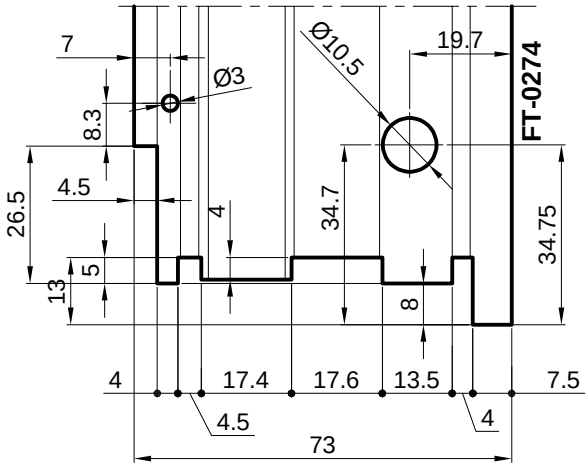


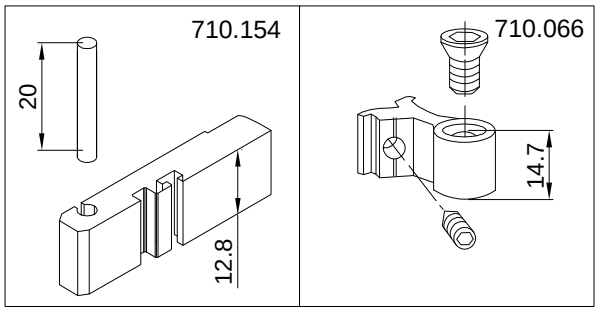


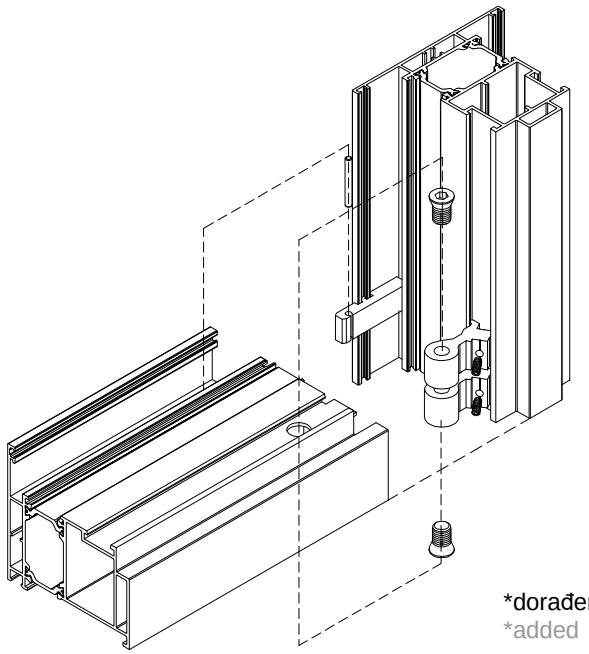
Obrada profila rama FT-0274
-obrada na glodalici ili obradnom centru
Processing of frame profile FT-0274
-processing on mill or machining centre

pogled A
view A



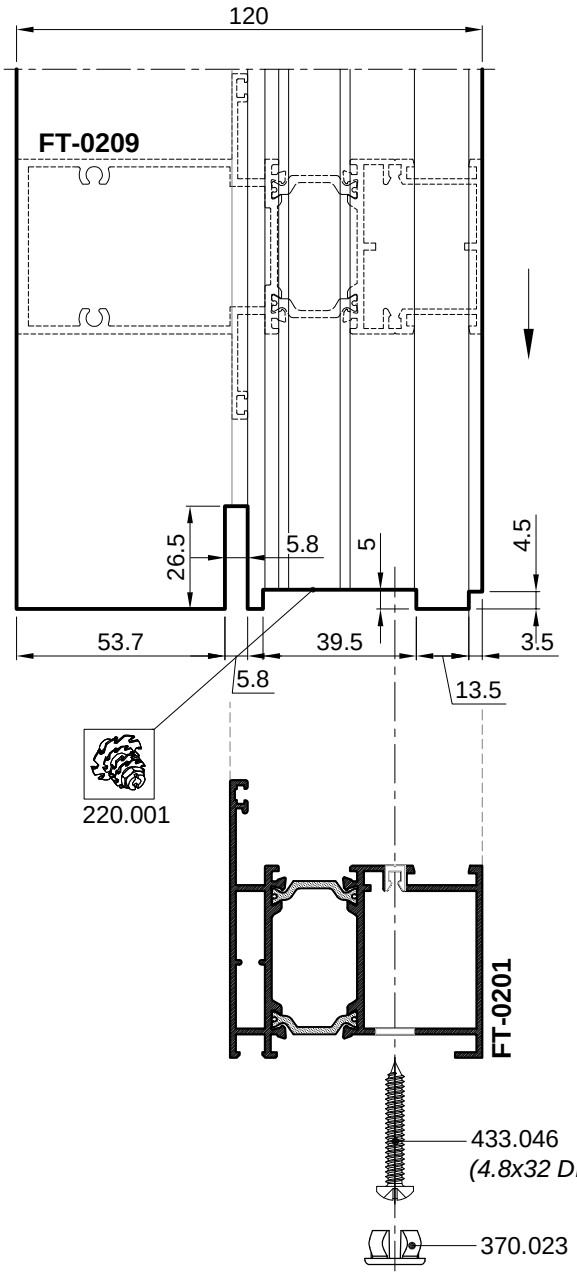


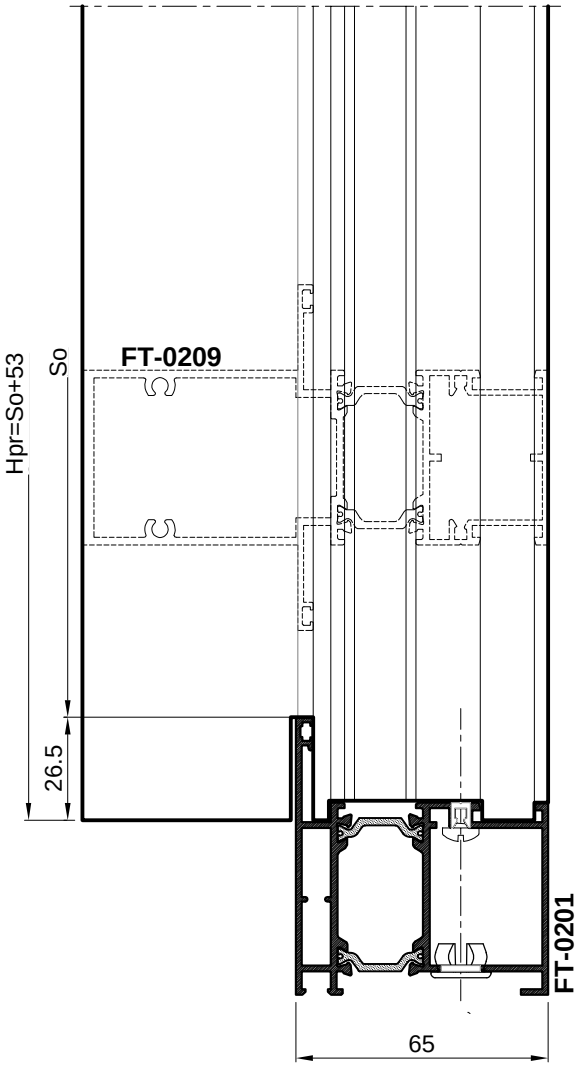




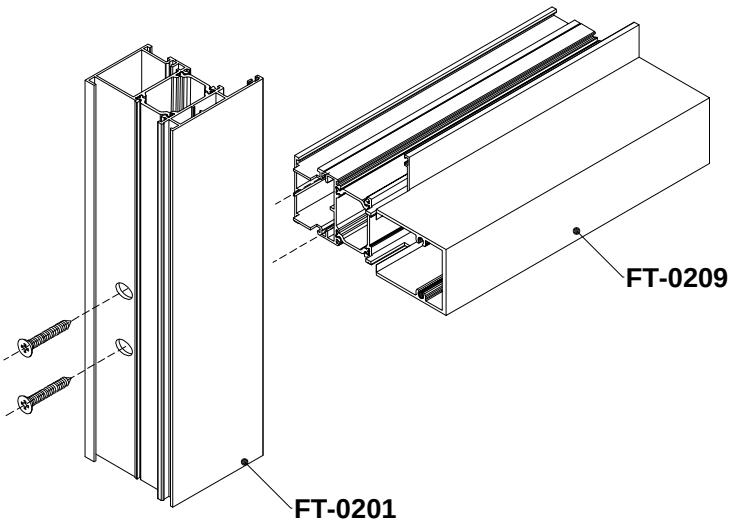
*dorađeno
*added

SPAJANJE PROFILA PREČKE FT-0209 I RAMA VIJCIMA
CONNECTION OF MULLION FT-0209 AND PROFILE WITH SCREWS

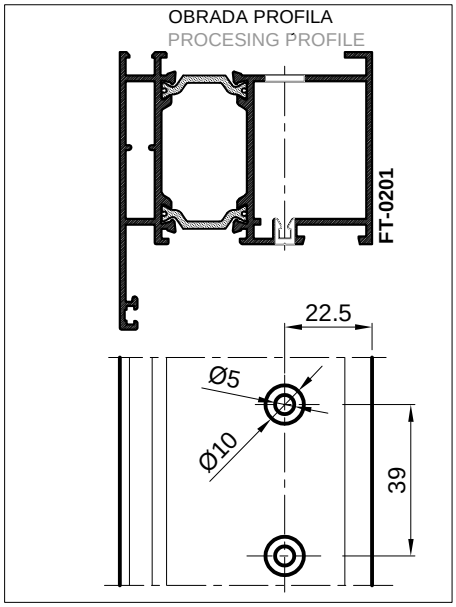




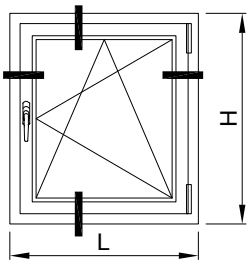
Mjera pilanja prečke:
Lpr=So /svijetli otvor/ + 53 mm
Cutting length of mullion:
Lmu=So /light opening/ + 53 mm



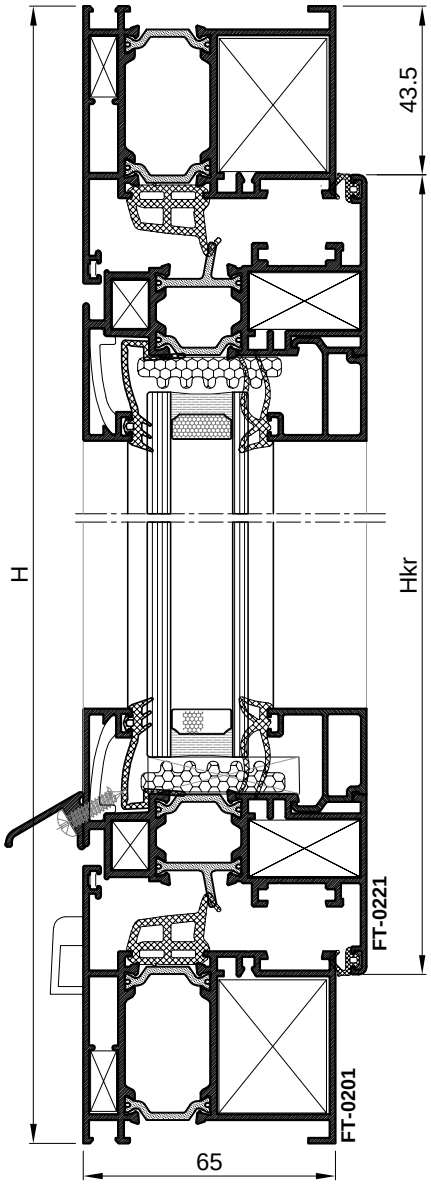
OBRADA PROFILA
PROCESING PROFILE

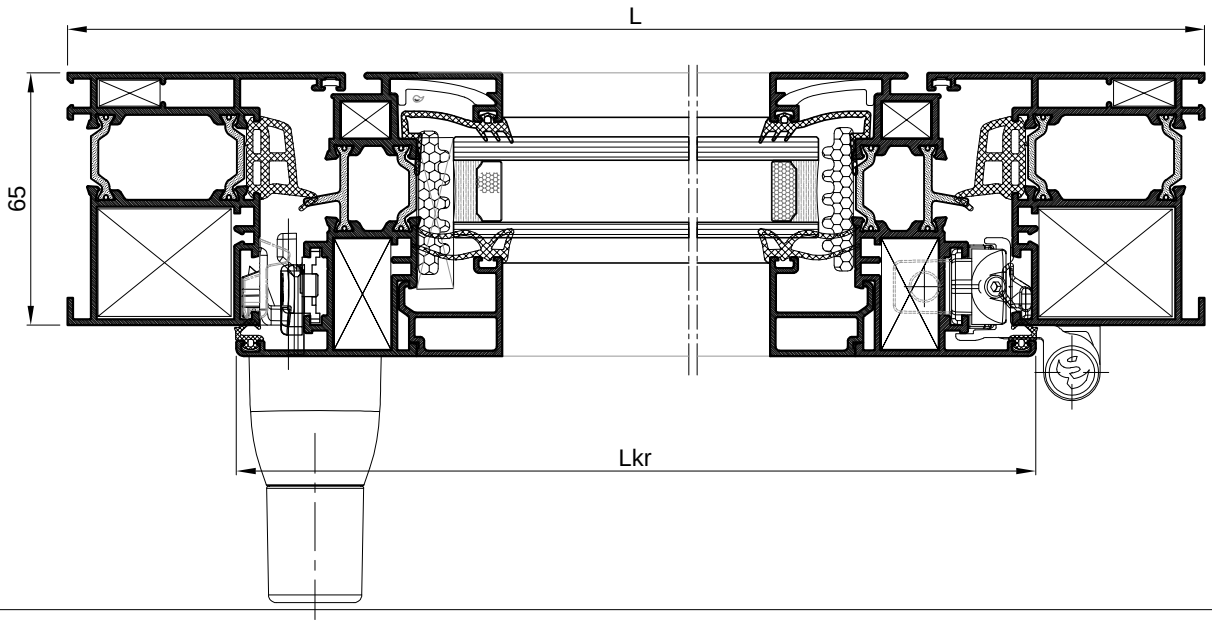


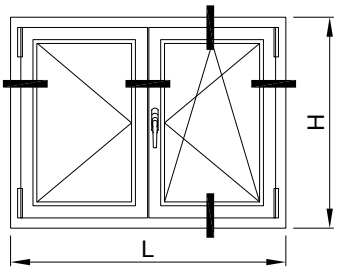
Rezne liste
Cutting lists



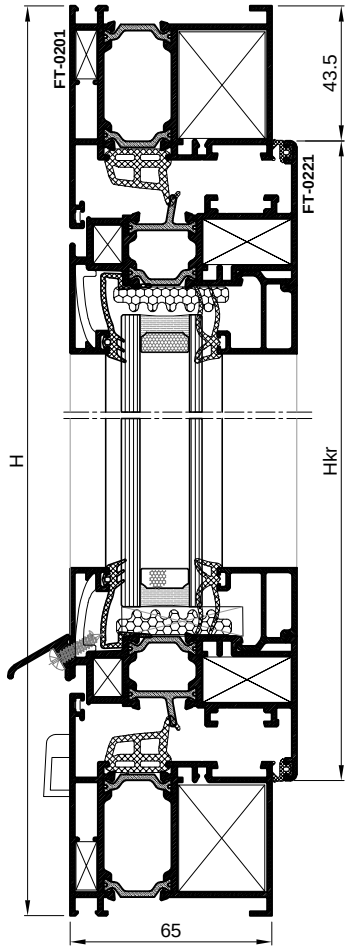
PROFILI PROFILES	opis description		kom. pcs	mjera measure	pilanje cutting
FT-0201	horizontala okvira	horizontal frame profile	2	L	45-45
FT-0201	vertikala okvira	vertical frame profile	2	H	45-45
FT-0221	horizontala krila	horizontal sash profile	2	Lkr=L-87	45-45
FT-0221	vertikala krila	vertical sash profile	2	Hkr=H-87	45-45
Z40-667	horizontalna lajsna	horizontal bead	2	Lkr-93	90-90
Z40-667	vertikalna lajsna	vertical bead	2	Hkr-137	90-90
NC-1459	klizač	slider			90-90
Z40-657	okapnica	drip cap	1	Lkr-70	90-90
OKOVI HARDWARE					
730.009	kutna spojnica rama	frame corner bracket	4		
710.452	kutna spojnica rama	frame corner bracket	4		
730.002	kutna spojnica rama	frame corner bracket	4		
730.008	kutna spojnica krila	sash corner bracket	4		
710.443	kutna spojnica krila	sash corner bracket	4		
730.005	kutna spojnica krila	sash corner bracket	4		
730.001	kutna spojnica krila	sash corner bracket	4		
134.026	otklopno-zaokretni meh. (Stublina 4135.00)	Tilt and turn mechanism (Stublina 4135.00)	1		
373.003	maska za drenažni otvor	mask for drainage holes	2		
433.017	vijak 3.9x16 za Z40-657	screw 3.9x16 for Z40-657	3		
BRTVE GASKETS					
338.001	centralna brtva	central gasket		2L+2H	
328.006	brtva u krilu	gasket in sash		2L+2H	
328.004	brtva prema staklu	glazing gasket		2L+2H	
311.004	brtva prema staklu	glazing gasket		2L+2H	
345.001	kutni umetak brtve	corner insert	4		
348.002	ispuna po opsegu stakla	fill around the glass		2L+2H	
STAKLO GLASS					
26 mm			1	Lkr-112 x Hkr-112	

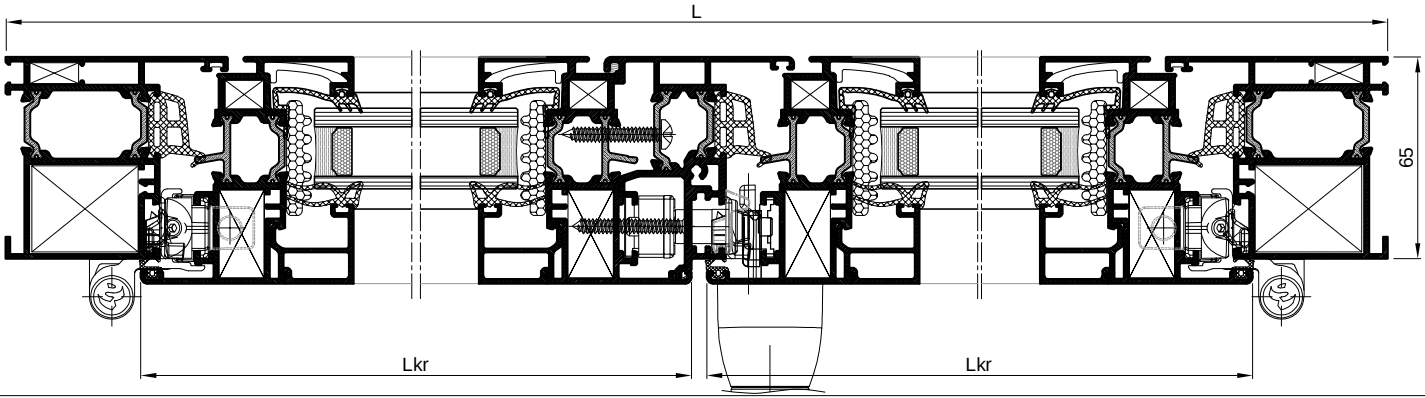


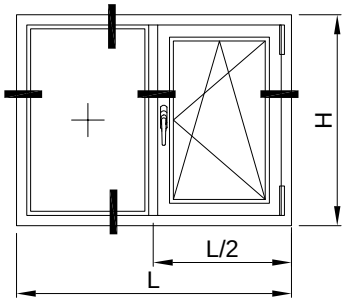




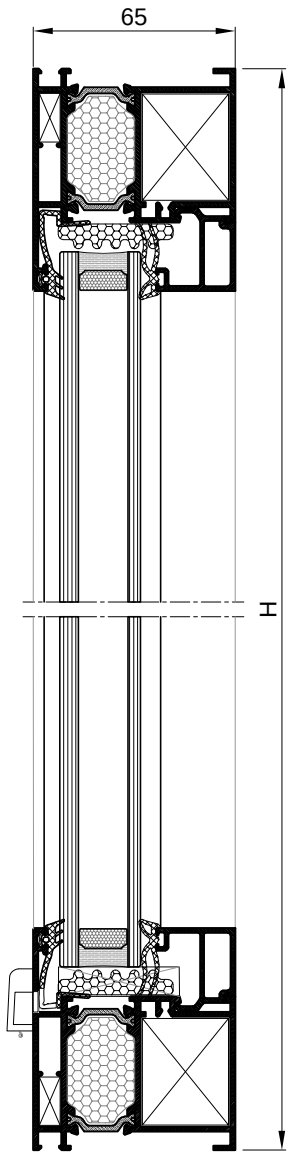
PROFILI PROFILES	opis description		kom. pcs	mjera measure	pilanje cutting
FT-0201	horizontala okvira	horizontal frame profile	2	L	45-45
FT-0201	vertikala okvira	vertical frame profile	2	H	45-45
FT-0221	horizontala krila	horizontal sash profile	4	Lkr=L/2-46	45-45
FT-0221	vertikala krila	vertical sash profile	4	Hkr=H-87	45-45
FT-0286	profil kombatute	flying mullion profile	1	Hkr-68	90-90
Z40-667	horizontalna lajsna	horizontal bead	4	Lkr-93	90-90
Z40-667	vertikalna lajsna	vertical bead	4	Hkr-137	90-90
NC-1459	klizač	slider			90-90
Z40-657	okapnica (gl. krilo)	drip cap (main sash)	1	Lkr-70	90-90
Z40-657	okapnica (pom. krilo)	drip cap (aux. sash)	1	Lkr-4	90-90
OKOVI HARDWARE					
730.009	kutna spojnica rama	frame corner bracket	4		
710.452	kutna spojnica rama	frame corner bracket	4		
730.002	kutna spojnica rama	frame corer bracket	4		
730.008	kutna spojnica krila	sash corner bracket	8		
710.443	kutna spojnica krila	sash corner bracket	8		
730.005	kutna spojnica krila	sash corner bracket	8		
730.001	kutna spojnica krila	sash corner bracket	8		
134.026	otklopno-zaokretni meh.(Stublina 4135.00)	Tilt and turn mechanism (Stublina 4135.00)	1		
134.036	ključanje pom. krila	lock. mech.for auxiliary sash	1		
134.026	pasivno ključanje - Stublina	passive locking - Stublina	1		
134.037	šarke za pomoćno krilo	hinges for auxiliary sash	1		
134.038	dodatni element za gornju šarku	additional element for top hinge	1		
373.003	maska za drenažni otvor	mask for drainage holes	2		
365.062	umetak za FT-0286	insert for FT-0286	L+D		
433.017	vijak 3.9x16 za Z40-657	screw 3.9x16 for Z40-657	6		
433.046	vijak 4.8x32 za FT-0286	screw 4.8x32 for FT-0286	3		
433.134	vijak 4.8x38 za FT-0286	screw 4.8x38 for FT-0286	3		
BRTVE GASKETS					
338.001	centralna brtva	central gasket		2L+4H	
328.006	brtva u krilu	gasket in sash		2L+4H	
328.004	brtva prema staklu	glazing gasket		2L+4H	
311.004	brtva prema staklu	glazing gasket		2L+4H	
345.001	kutni umetak brtve	corner insert	4		
348.002	ispuna po opsegu stakla	fill around the glass		2L+4H	
STAKLO GLASS					
26 mm			2	Lkr-112 x Hkr-112	

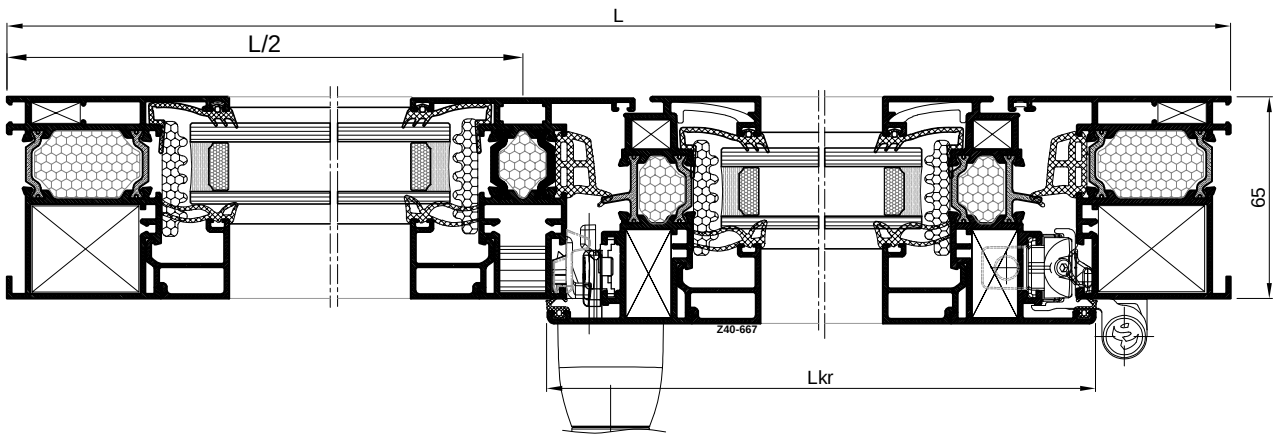


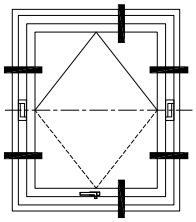




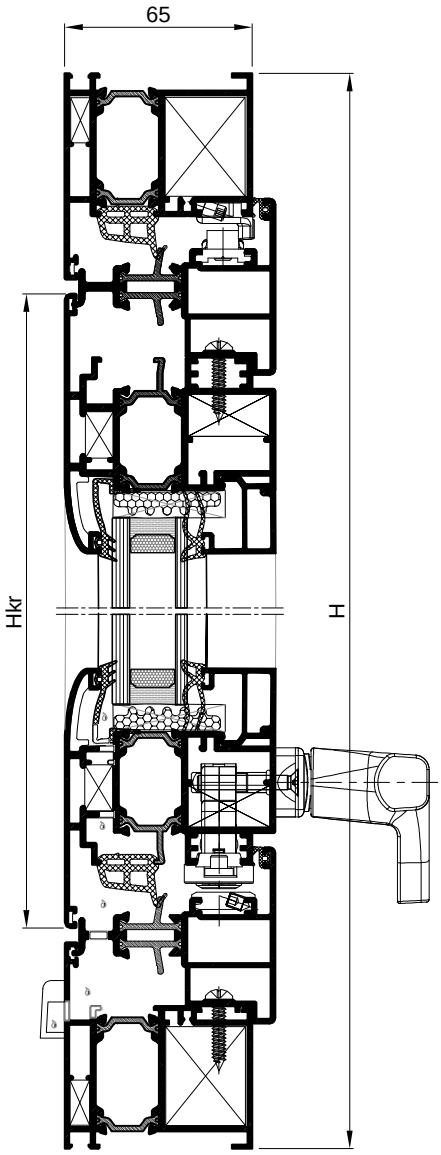
PROFILI PROFILES	opis description		kom. pcs	mjera measure	pilanje cutting
FT-0201	horizontala okvira	horizontal frame profile	2	L	45-45
FT-0201	vertikala okvira	vertical frame profile	2	H	45-45
FT-0221	horizontala krila	horizontal sash profile	4	Lkr=L/2-51.5	45-45
FT-0221	vertikala krila	vertical sash profile	4	Hkr=H-87	45-45
FT-0205	prečka vertikalna	vertical mullion	1	H-89	90-90
Z40-667	horizontalna lajsna -fiksno	horizontal bead -fixed	2	L/2-63.5	90-90
Z40-667	vertikalna lajsna -fiksno	vertical bead -fixed	2	H-143	90-90
Z40-667	horizontalna lajsna	horizontal bead	2	Lkr-93	
Z40-667	vertikalna lajsna	vertical bead	2	Hkr-137	
NC-1459	klizač	slider			90-90
Z40-657	okapnica	drip cap	1	Lkr-68	90-90
OKOVI HARDWARE					
730.009	kutna spojnica rama	frame corner bracket	4		
710.452	kutna spojnica rama	frame corner bracket	4		
730.002	kutna spojnica rama	frame corner bracket	4		
730.008	kutna spojnica krila	sash corner bracket	4		
710.443	kutna spojnica krila	sash corner bracket	4		
730.005	kutna spojnica krila	sash corner bracket	4		
730.001	kutna spojnica krila	sash corner bracket	8		
134.026	otklopno-zaokretni meh.(Stublina 4135.00)	Tilt and turn mechanism (Stublina 4135.00)	1		
710.066	dodatni veznik	add. connector	2		
710.069	veznik	connector	2		
373.003	maska za drenažni otvor	mask for drainage holes	2		
433.017	vijak 3.9x16 za Z40-657	screw 3.9x16 for Z40-657	3		
BRTVE GASKETS					
338.001	centralna brtva	central gasket		L+2H	
328.006	brtva u krilu	gasket in sash		L+2H	
328.004	brtva prema staklu	glazing gasket		2L+4H	
311.004	brtva prema staklu	glazing gasket		2L+4H	
345.001	kutni umetak brtve	corner insert	4		
348.002	ispuna po opsegu stakla	fill around the glass		2L+4H	
STAKLO GLASS					
26 mm			1	L/2-82.5 x H-118	
26 mm			1	Lkr-112 x Hkr-112	







Jednokrilni prozor, otvaranje oko srednje osi -
Okov: UNITAS 18/3 (GU)
Single-sash window, opening around middle axis
Hardware: UNITAS 18/3 (GU)

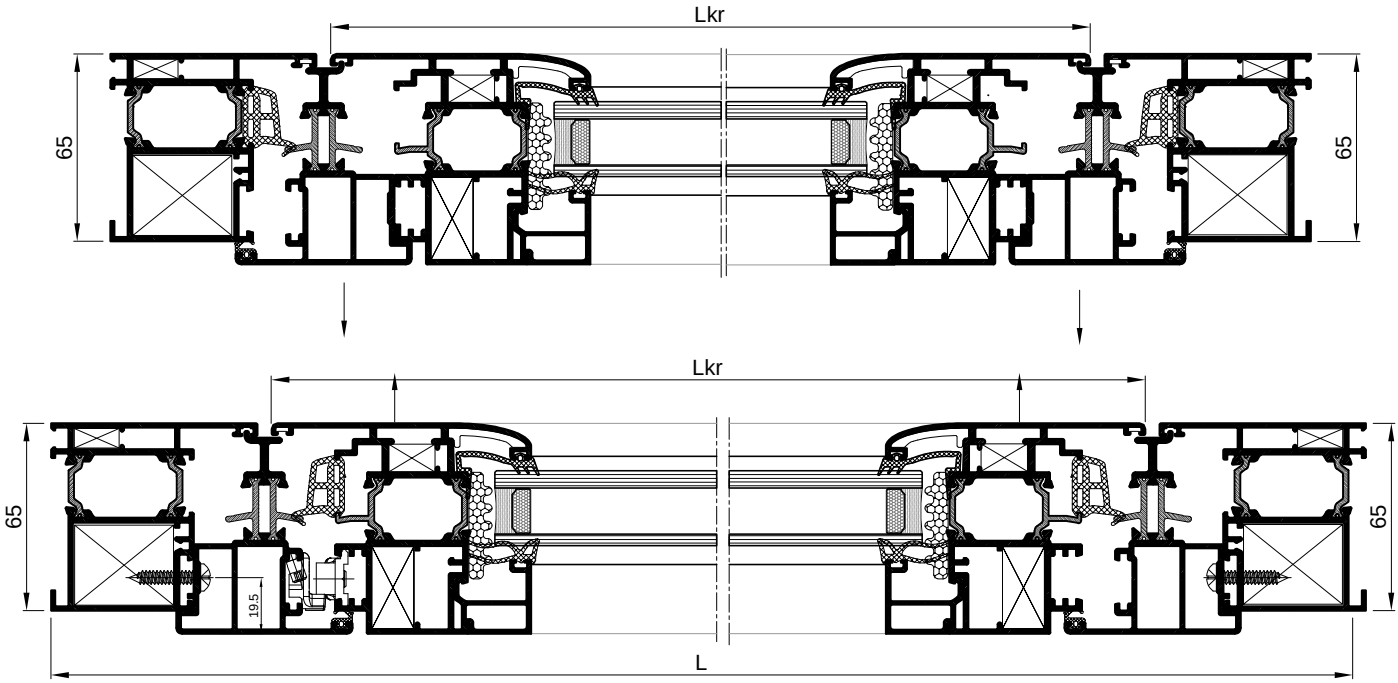


Profil Profile	**opis** description	**kom** pcs	**mjera** measure	**pilanje** cutting
FT-0201	horizontala rama horizontal frame profile	2	L	45-45
FT-0201	vertikala rama vertical frame profile	2	H	45-45
FT-0210	horizontala krila horizontal sash profile	2	Lkr=L-153	45-45
FT-0210	vertikala krila vertical sash profile	2	Hkr=H-153	45-45
FT-0213	horizontalna kombatuta horizontal flying mullion	2	H-87	45-45
FT-0213	vertikalna kombatuta g. vertical flying mullion	2	detalj details	
FT-0213	vertikalna kombatuta d. vertical flying mullion	2	detalj details	
Z40-667	staklolajsna horizontalna horizontal glazing bead	2	Lkr-136	90-90
Z40-667	staklolajsna vertikalna vertical glazing bead	2	Hkr-180	90-90

Vezni elementi Conn. elements	**opis** description	**kom** pcs
710.072	kutna spojnica rama frame corner bracket	4
710.452	kutna spojnica rama frame corner bracket	4
710.458	kutna spojnica krila sash corner bracket	4
710.453	kutna spojnica krila sash corner bracket	4
730.005	kutna spojnica krila sash corner bracket	4
730.002	kutna spojnica krila i rama sash and frame corner bracket	4(2+2)
730.001	kutna spojnica u komb. corner bracket in flying mullion	4
373.003	maska otvora za kond. mask for drainage holes	2
UNITAS 18/3	mehanizam za otvaranje opening mechanism	1

Brtve Gaskets	**opis** description	**kom** pcs	**mjera** measure
328.006	brtva u ramu, krilu i komb. gasket in fr., sh., and fl.mu.		4L+4H
328.004	brtva stakla vanjska glazing gasket exterior		2L+2H
311.004	brtva stakla unutarnja glazing gasket interior		2L+2H
348.002	ispuna po opsegu stakla fill around the glass		2L+2H

Staklo Staklo	**opis** description		**mjera** measure
26 mm (6+16+4)IZO staklo IZO glass		1	Lkr-155xHkr-155

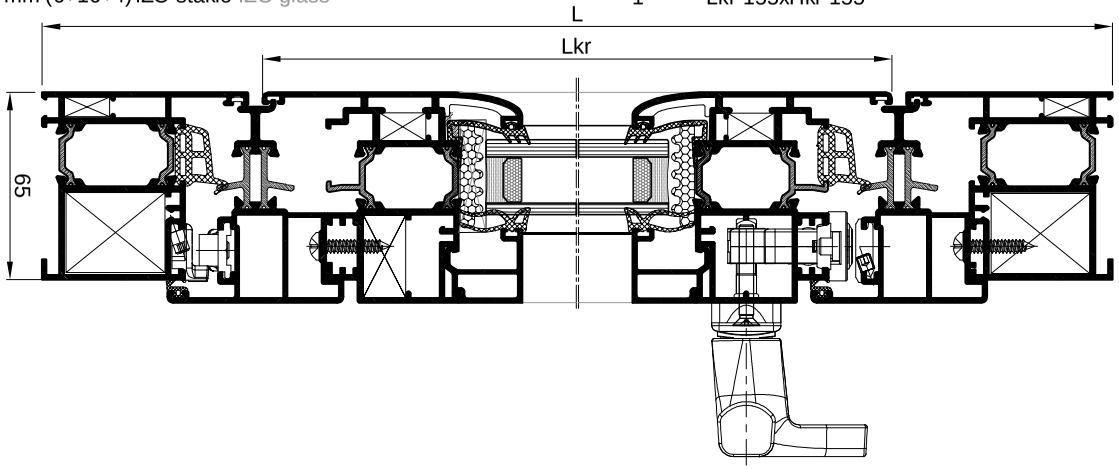


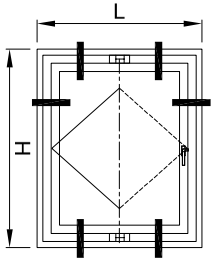
Profil Profile	opis description	kom pcs	mjera measure	pilanje cutting
FT-0201	horizontala rama horizontal frame profile	2	L	45-45
FT-0201	vertikala rama vertical frame profile	2	H	45-45
FT-0210	horizontala krila horizontal sash profile	2	Lkr=L-153	45-45
FT-0210	vertikala krila vertical sash profile	2	**Hkr=H-153**	45-45
FT-0213	vertikalna kombatuta vertical flying mullion	1	H-87	45-45
FT-0213	horizontalna kombatuta horizontal flying mullion	2	H-87	45-45
FT-0213	horizontalna kombatuta horizontal flying mullion	2	detalj details	
Z40-667	staklolajsna horizontalna horizontal glazing bead	2	detalj details	
Z40-667	staklolajsna vertikalna vertical glazing bead	2	Hkr-180	90-90

Vezni elementi Conn. elements	opis description	kom pcs
710.072	kutna spojnica rama frame corner bracket	4
710.452	kutna spojnica rama frame corner bracket	4
710.458	kutna spojnica krila sash corner bracket	4
710.453	kutna spojnica krila sash corner bracket	4
730.005	kutna spojnica krila sash corner bracket	4
730.002	kutna spojnica krila i rama sash and frame corner bracket	4(2+2)
730.001	kutna spojnica u komb. corner bracket in flying mullion	4
373.003	maska otvora za kond. mask for drainage holes	2
UNITAS 88 (GU)	mehanizam za otvaranje opening mechanism	1

Brtve Gasket	opis desctription	kom pcs	mjera measure
328.006	brtva u ramu, krilu i komb. gasket in fr., sh., and f. m.		4L+4H
328.004	brtva stakla vanjska glass gasket exterior		2L+2H
311.004	brtva stakla unutarnja glass gasket interior		2L+2H
348.002	ispuna po opsegu stakla fill around the glass		2L+2H

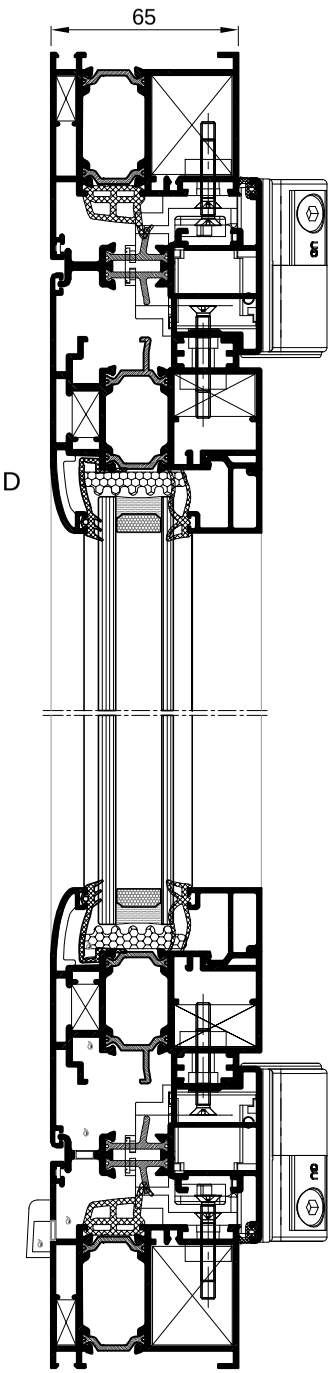
Staklo Glass	opis description		mjera measure
26 mm (6+16+4)	IZO staklo IZO glass	1	Lkr-155xHkr-155

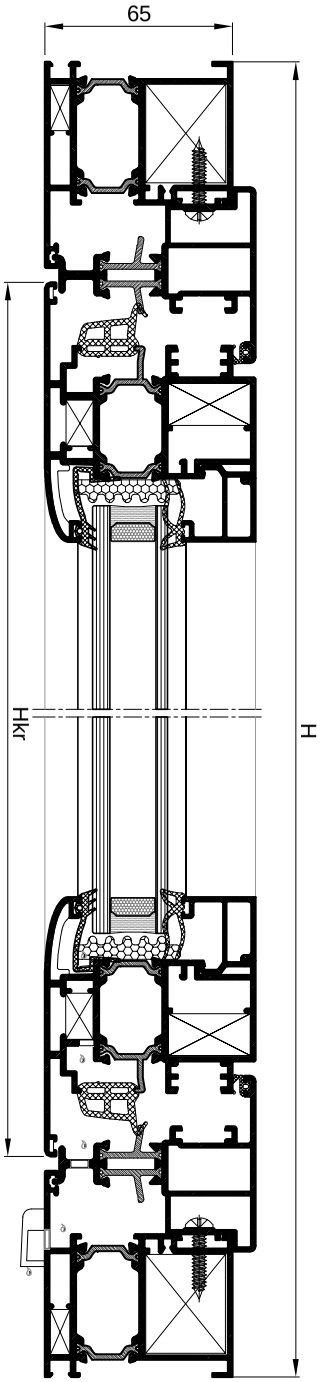




- Jednokrilni prozor,
otvaranje oko srednje osi
- Okov: UNITAS 88 (GU), TIP D

-Single-sash window,
opening around middle axis
Hardware:
UNITAS 88 (GU), Typ D

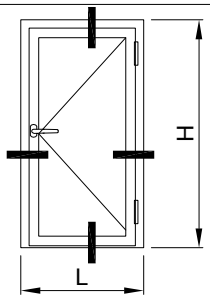




FEAL

TERMO 65

Rezne liste
Cutting lists

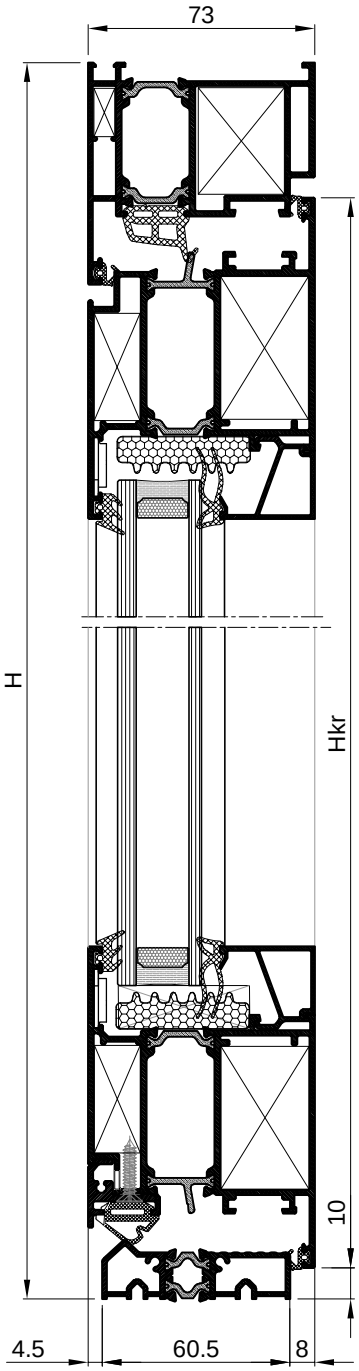


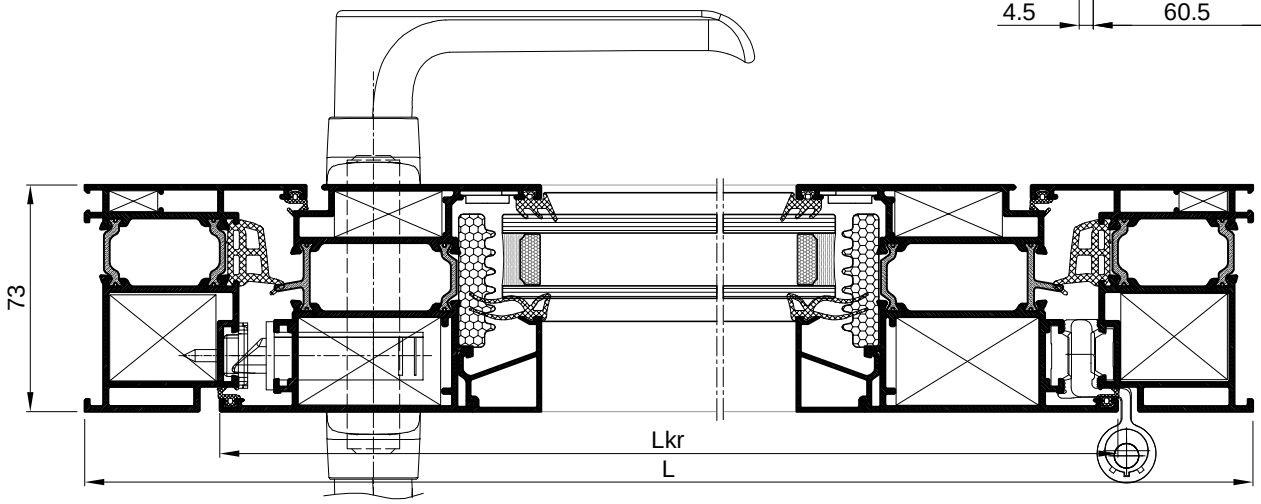
PROFILI PROFILES			kom pcs	mjera measure	pilanje cutting
FT-0274	horizontala okvira	horizontal frame profile	1	L	45-45
FT-0223	prag	threshold	1	Lkr-28	90-90
FT-0274	vertikala okvira	vertical frame profile	2	H	45-90
FT-0275	horizontala krila	horizontal leaf profile	2	Lkr=L-87	45-45
FT-0275	vertikala krila	vertical leaf profile	2	Hkr=H-53.5	45-45
F-1483	profil	profile	1	Lkr-47	90-90
Z40-668	horizontalna lajsna	horizontal bead	2	Lkr-163	90-90
Z40-668	vertikalna lajsna	vertical bead	2	Hkr-207	90-90

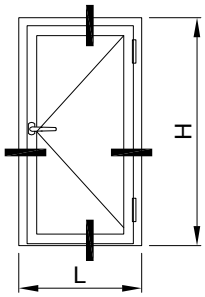
VEZNI ELEMENTI CONNECTION ELEMENTS			kom pcs
710.072	kutna spojnica rama	frame corner bracket	2
710.452	kutna spojnica rama	frame corner bracket	2
710.133	kutna spojnica krila	leaf corner bracket	4
710.172	kutna spojnica krila	leaf corner bracket	4
730.001	kutna spojnica krila i rama	corner bracket for leaf and frame	6
731.010	kutna spojnica krila	leaf corner bracket	4
114.004	šarka	hinge	2
124.001	brava 35 mm	lock 35 mm	1
124.003	prihvatnik jezička brave (šild)	lock latchbolt acceptor	1
104.009	ručka	handle	par pair
124.002	cilindar (uložak) za bravu	cylinder (lock insert)	1
124.032	štitnik cilindra za bravu	lock cylinder protector	2
365.009	umetak praga	threshold insert	L+D
363.065	umetak za profil F-1483	insert for the profile F-1483	L+D
433.118	vijak 4.2x19 za F-1483	screw 4.2x19 for F-1483	4
433.021	vijak 3.9x32 za FT-0223	screw 3.9x32 for FT-0223	4

BRTVE GASKETS			mjera measure
328.006	brtva u krilu	gasket in leaf	3L+4H
338.001	centralna brtva	central gasket	L+2H
328.003	brtva prema staklu vanjska	glazing gasket exterior	2L+2H
311.004	brtva prema staklu unutarnja	glazing gasket interior	2L+2H
345.001	kutni umetak centralne brtve	corner insert of central gasket	2 kom
344.071	brtva prema pragu	gasket toward threshold	L
340.013	ispuna po opsegu stakla	fill around the glass	2L+2H

STAKLO GLASS			kom pcs	mjera measure
27 mm			1	Lkr-182 x Hkr-182





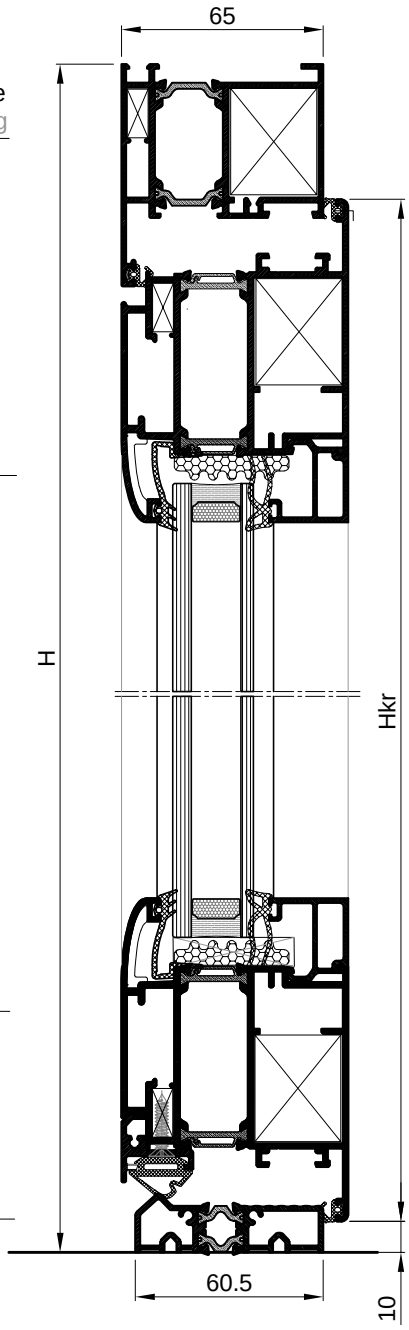


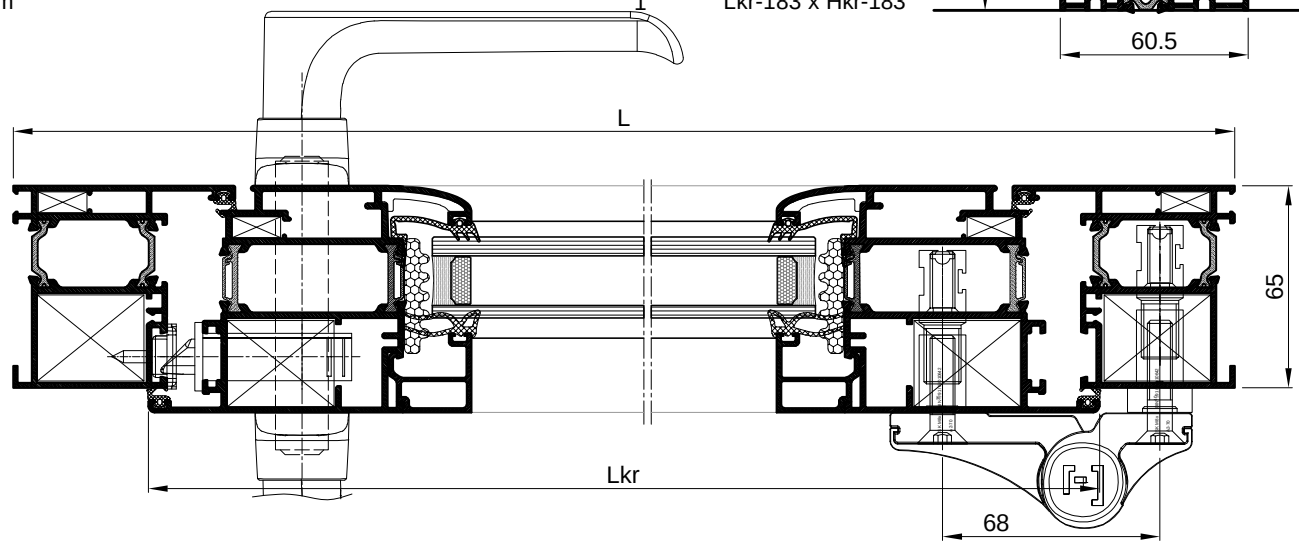
PROFILI PROFILES			kom pcs	mjera measure	pilanje cutting
FT-0201	horizontala okvira	horizontal frame profile	1	L	45-45
FT-0201	vertikala okvira	vertical frame profile	2	H	45-90
FT-0218	horizontala krila	horizontal leaf profile	2	Lkr=L-87	45-45
FT-0218	vertikala krila	vertical leaf profile	2	Hkr=H-53.5	45-45
Z40-667	horizontalna lajsna	horizontal bead	2	Lkr-164	90-90
Z40-667	vertikalna lajsna	vertical bead	2	Hkr-208	90-90
FT-0223	prag	threshold	1	Lkr-28	90-90
F-1483	profil	profile	1	Lkr-72	90-90

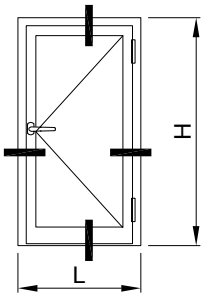
OKOVI HARDWARE			
710.059	kutna spojnica rama i krila	sash and frame corn. brac.	6
710.452	kutna spojnica krila i rama	sash and frame corn. brac.	6
730.005	kutna spojnica krila	sash corner bracket	4
730.001	kutna spojnica krila	sash corner bracket	4
730.002	kutna spojnica rama	frame corner bracket	2
113.009	šarka - 68 mm	hinge - 68 mm	2
124.001	brava	lock	1
124.003	prihvatnik jezička brave (šild)	lock latchbolt acceptor	1
104.009	ručka	handle	par
124.002	uložak za bravu	cylinder (lock insert)	1
124.032	štitnik cilindra za bravu	lock cylinder protector	1
365.009	umetak praga	threshold insert	L+D
363.065	umetak za profil F-1483	insert for the profile F-1483	L+D
433.118	vijak 4.2x19 za F-1483	screw 4.2x19 for F-1483	4
433.021	vijak 3.9x32 za FT-0223	screw 3.9x32 for FT-0223	4

BRTVE GASKET			kom pcs	mjera measure
328.006	brtva u krilu	gasket in leaf		2L+4H
328.004	brtva prema staklu	glazing gasket		2L+2H
311.004	brtva prema staklu	glazing gasket		2L+2H
344.071	brtva prema pragu	gasket towards threshold		L
348.002	ispuna po opsegu stakla	fill around the glass		2L+2H

STAKLO GLASS			kom pcs	mjera measure
26 mm			1	Lkr-183 x Hkr-183





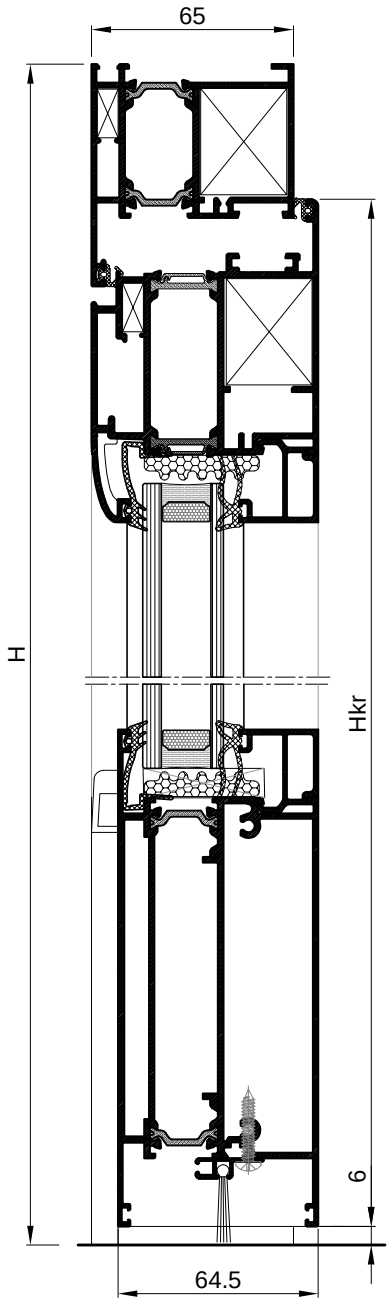


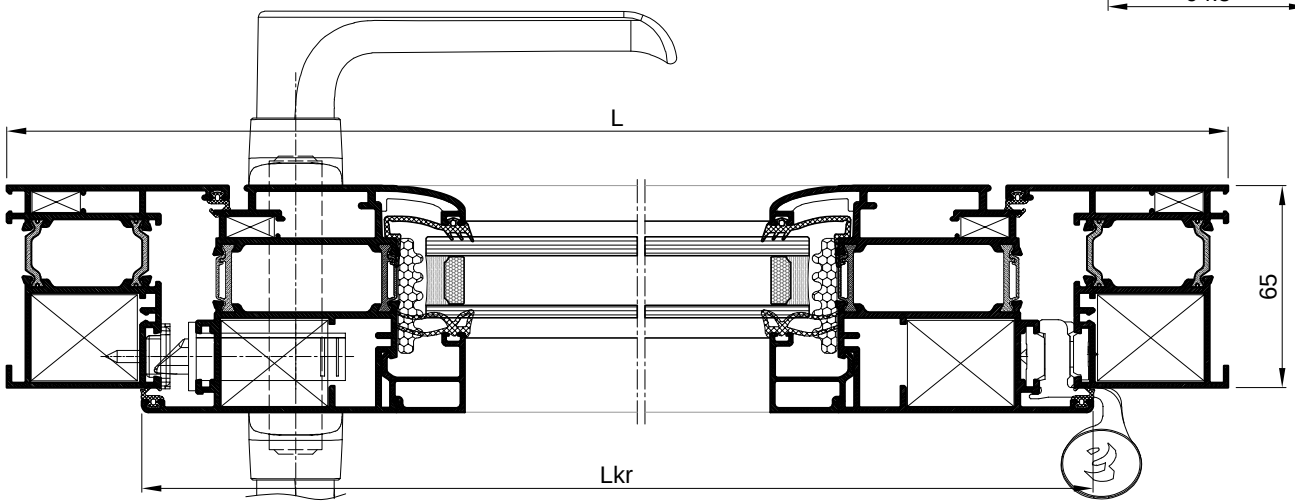
PROFILI PROFILES			kom pcs	mjera measure	pilanje cutting
FT-0201	horizontala okvira	horizontal frame profile	1	L	45-45
FT-0201	vertikala okvira	vertical frame profile	2	H	45-90
FT-0218	horizontala krila	horizontal leaf profile	1	Lkr=L-87	45-45
FT-0208	horizontala krila-parapet	hor. leaf profile - spandrel	1	Lkr-154	90-90
FT-0218	vertikala krila	vertical sash profile	2	Hkr=H-49.5	45-90
Z40-667	horizontalna lajsna	horizontal bead	2	Lkr-164	90-90
Z40-667	vertikalna lajsna	vertical bead	2	Hkr-264	90-90

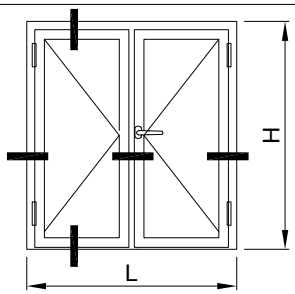
OKOVI HARDWARE			kom pcs
710.059	kutna spojnica krila i rama	leaf and frame corn. brac.	4
710.452	kutna spojnica krila i rama	leaf and frame corn. brac.	4
730.005	kutna spojnica krila	leaf corner bracket	2
730.001	kutna spojnica krila	leaf corner bracket	2
730.002	kutna spojnica rama	frame corner bracket	2
710.066	veznik	connector	4
710.070	dodatni veznik	additional connector	2
114.001	šarka	hinge	2
124.001	brava 35 mm s jezičkom	lock 35 mm with latchbolt	1
124.003	prihvatnik jezička brave (šild)	lock latchbolt acceptor	1
104.009	ručka	handle	par
124.002	uložak za bravu	cylinder (lock insert)	1
124.032	štitnik uloška (cilindra)	lock cylinder protector	2
373.003	maska za drenažni otvor	mask for drainage holes	2
433.030	vijak 4.2x19 za 521.001	screw 4.2x19 for 521.001	4

BRTVE GASKETS			kom pcs	mjera measure
328.006	brtva u krilu	gasket in leaf		2L+4H
328.004	brtva prema staklu	glazing gasket		2L+2H
311.004	brtva prema staklu	glazing gasket		2L+2H
521.001	držač četkaste brtve	brush gasket holder		L
347.001	četkasta brtva	brush gasket		L
348.002	ispuna po opsegu stakla	fill around the glass		2L+2H

STAKLO GLASS	kom pcs	mjera measure
26 mm	1	Lkr-183 x Hkr-239





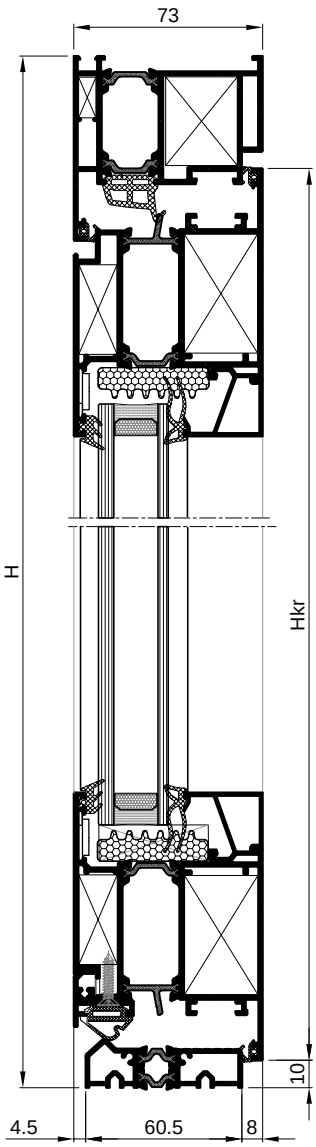


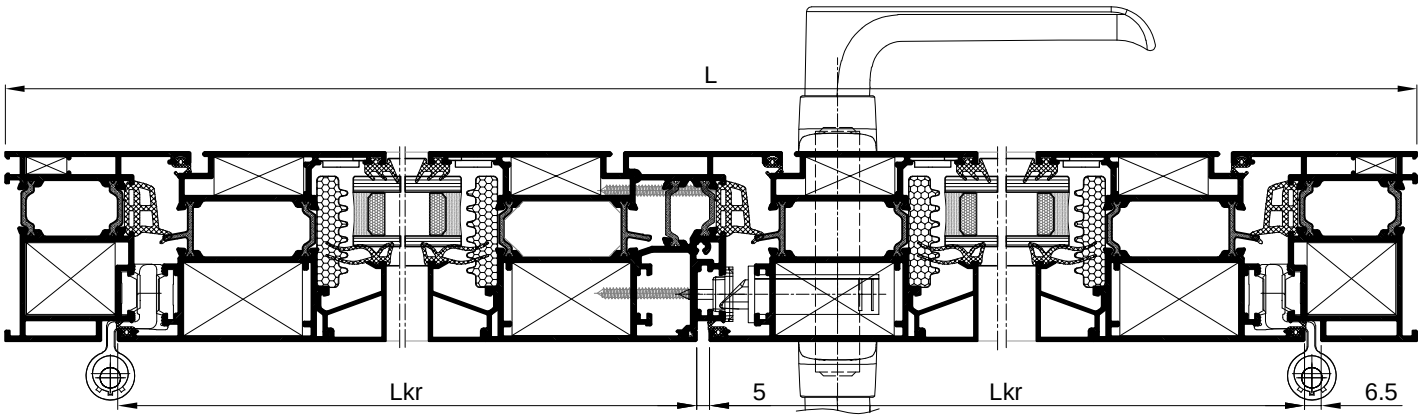
PROFILI PROFILES			kom pcs	mjera measure	pilanje cutting
FT-0274	horizontala okvira	horizontal frame profile	1	L	45-45
FT-0223	prag	threshold	1	L-115	90-90
FT-0274	vertikala okvira	vertical frame profile	2	H	45-90
FT-0275	horizontala krila	horizontal leaf profile	4	Lkr=L/2-46	45-45
FT-0275	vertikala krila	vertical leaf profile	4	Hkr=H-53.5	45-45
FT-0277	kombatuta	flying mullion	1	Hkr-68	90-90
F-1483	profil (gl. krilo)	profile (main leaf)	1	Lkr-47	90-90
F-1483	profil (pom. krilo)	profile (aux. leaf)	1	Lkr+9	90-90
Z40-668	horizontalna lajsna	horizontal bead	4	Lkr-163	90-90
Z40-668	vertikalna lajsna	vertical bead	4	Hkr-207	90-90

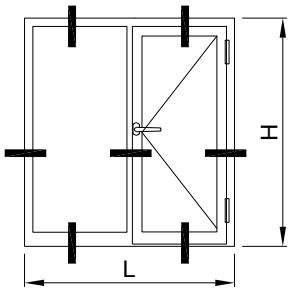
VEZNI ELEMENTI CONNECTION ELEMENTS			kom kom
710.072	kutna spojnica rama	frame corner bracket	2
710.452	kutna spojnica rama	frame corner bracket	2
710.133	kutna spojnica krila	leaf corner bracket	8
710.172	kutna spojnica krila	leaf corner bracket	8
730.001	kutna spojnica krila i rama	cor. bra. leaf and frame	10
731.010	kutna spojnica krila	leaf corner bracket	8
144.000	krakun za pasivno krilo	latch for passive sash	2
114.004	šarka	hinge	4
124.001	brava 35 mm s jezičkom	lock 35 mm with latchbolt	1
124.003	prihv. jezička brave (šild)	lock latchbolt acceptor	1
104.009	ručka	handle	par
124.002	cilindar (uložak) za bravu	cylinder (lock insert)	1
124.032	štitnik uloška (cilindra)	lock cylinder protector	2
365.009	umetak praga	threshold insert	L+D
433.118	vijak 4.2x19 za F-1483	screw 4.2x19 for F-1483	4
433.021	vijak 3.9x32 za FT-0223	screw 3.9x32 for FT-0223	4
433.046	vijak 4.8x32 za FT-0277	screw 4.8x32 for FT-0277	4
433.134	vijak 4.8x38 za FT-0277	screw 4.8x38 for FT-0277	4
363.080	umetak za FT-0277	insert for FT-0277	par

BRTVE GASKETS			kom pcs	mjera measure
328.006	brtva u krilu	gasket in leaf		3L+6H
338.001	centralna brtva	central gasket		L+3H
328.003	brtva prema staklu vanjska	glazing gasket exterior		2L+4H
311.004	brtva prema staklu unutarnja	glazing gasket interior		2L+4H
345.001	kutni umetak centralne brtve	corner insert of central gasket		2 kom
344.071	brtva prema pragu	gasket towards threshold		L

STAKLO GLASS			kom pcs	mjera measure
27 mm			2	Lkr-182 x Hkr-182





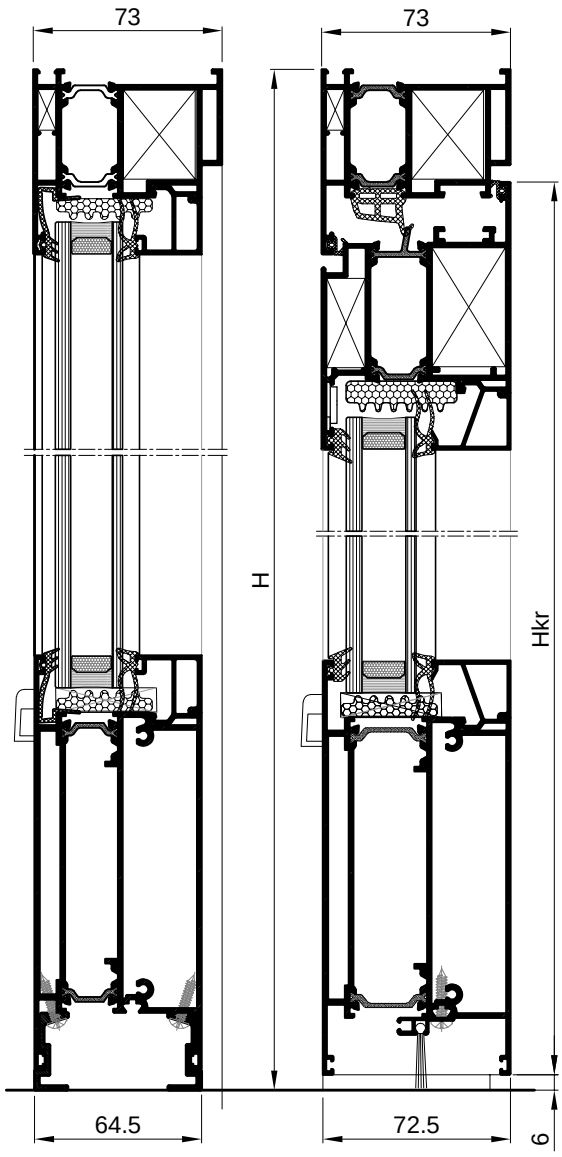


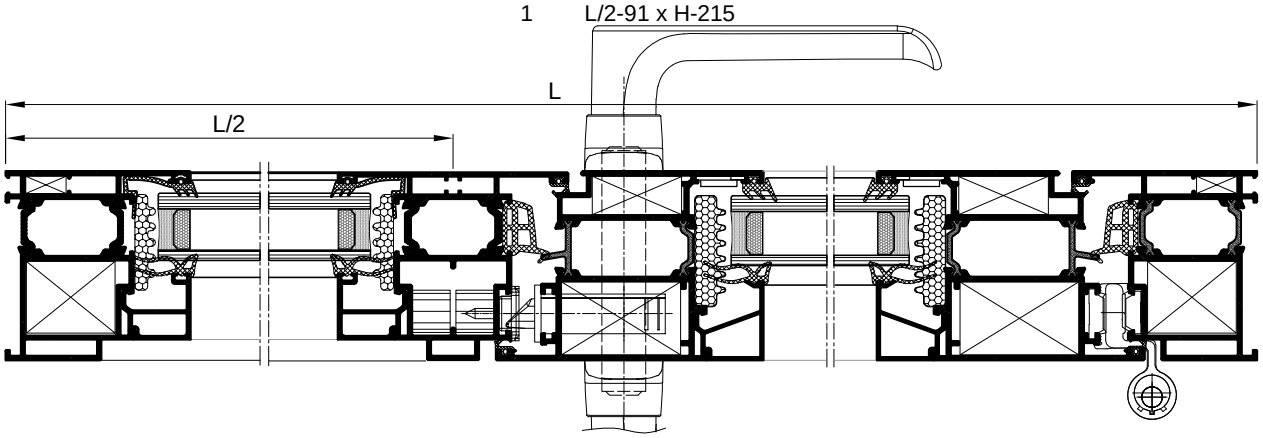
PROFILI / PROFILES			kom / pcs	mjera / measure	pilanje / cutting
FT-0274	horizontala okvira	horizontal frame profile	1	L	45-45
FT-0274	vertikala okvira	vertical frame profile	2	H	45-90
FT-0275	horizontala krila	horizontal leaf profile	1	Lkr=L/2-60	45-45
FT-0282	horizontala krila	horizontal leaf profile	1	Lkr-154	90-90
FT-0275	vertikala krila	vertical leaf profile	2	Hkr=H-50	45-90
FT-0276	prečka	mullion	1	H-37	90-90
FT-0208	parapetna prečka (na f.)	spandrel profile (on fix.)	1	L/2-63	90-90
Z40-668	horizontalna lajsna	horizontal bead	2	Lkr-163	90-90
Z40-668	vertikalna lajsna	vertical bead	2	Hkr-263	90-90
Z40-667	horizontalna lajsna	horizontal bead	2	L/2-72	90-90
Z40-667	vertikalna lajsna	vertical bead	2	H-239	90-90
F-1408	profil na fiksnom dijelu	profile on fixed part	1	L/2-72	90-90

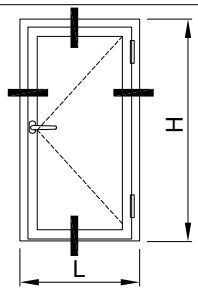
VEZNI ELEMENTI / CONNECTION ELEMENTS			kom / pcs
710.072	kutna spojnica rama	frame corner bracket	2
710.452	kutna spojnica rama	frame corner bracket	2
710.133	kutna spojnica krila	leaf corner bracket	2
710.172	kutna spojnica krila	leaf corner bracket	2
730.001	kutna spojnica krila i rama	cor. bra. leaf and frame	4
731.010	kutna spojnica krila	leaf corner bracket	2
710.066	veznik	connector	10
710.154	dodatni veznik	additional connector	2
710.212	dodatni veznik	additional connector	4
710.070	dodatni veznik	additional connector	2
114.004	šarka	hinge	2
124.001	brava 35 mm	lock 35 mm	1
124.003	prihv. jezička br. (šild)	lock latchbolt acceptor	1
104.009	ručka	handle	par
124.002	cilindar (uložak) za bravu	cylinder (lock insert)	1
124.032	štitnik cilindra za bravu	lock cylinder protector	2
433.030	vijak 3.9x19	screw 3.9x19	12

BRTVE / GASKETS			kom / pcs	mjera / measure
328.006	brtva u krilu	gasket in leaf		L+4H
338.001	centralna brtva	central gasket		L/2+2H
328.003	brtva prema st. vanjska kr.	glazing gasket ext.		L+2H
311.004	brtva prema st. unutarnja kr.	glazing gasket int.		L+2H
311.003	brtva prema st. vanjska f.	glazing gasket ext.		L+2H
328.004	brtva prema st. unutarnja f.	glazing gasket int.		L+2H
345.001	kutni umetak centralne brtve	corner ins. of central gas.		L
521.001	držač četkaste brtve	brush gasket holder	2	
347.001	četkasta brtva	brush gasket		L
340.013	ispuna po opsegu stakla	fill around the glass		L+2H
348.002	ispuna po opsegu stakla	fill around the glass		L+2H

STAKLO / GLASS	kom / pcs	mjera / measure
27 mm	1	Lkr-182 x Hkr-239
26 mm	1	L/2-91 x H-215





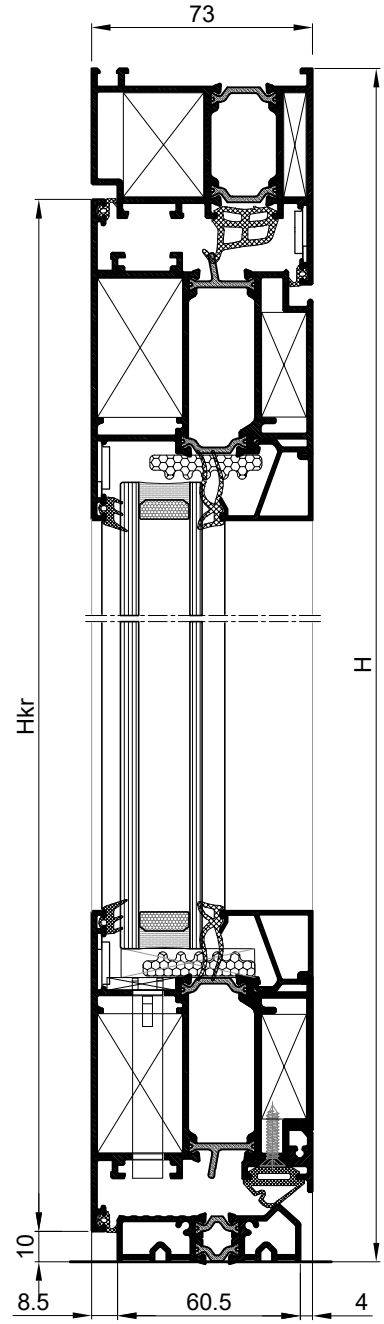


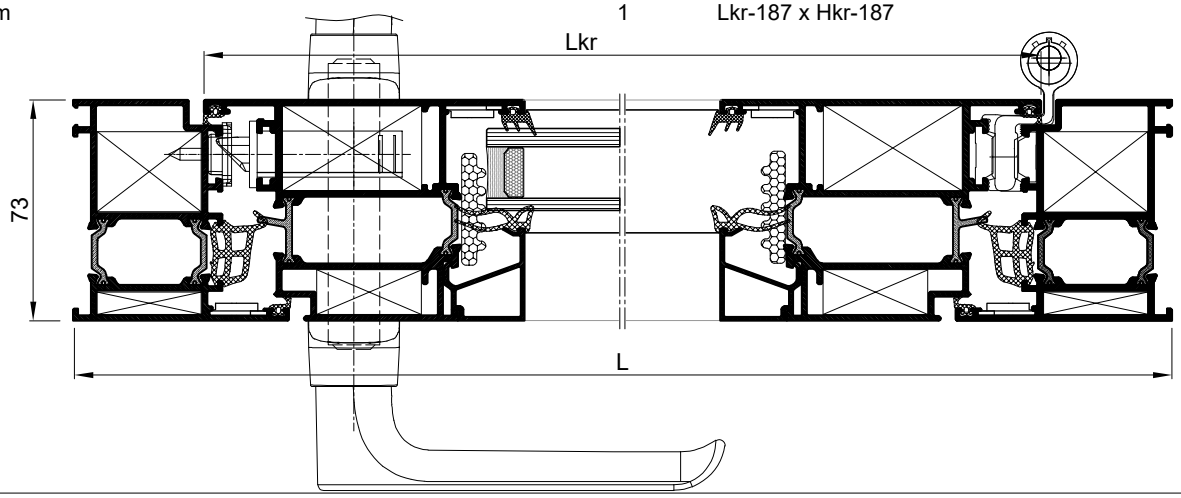
PROFILI PROFILES			kom pcs	mjera measure	pilanje cutting
FT-0278	vodoravnica okvira	horizontal frame profile	1	L	45-45
FT-0223	prag	treshold	1	Lkr-56	90-90
FT-0278	okomica okvira	vertical frame profile	2	H	45-90
FT-0279	vodoravnica krila	horizontal sash profile	2	Lkr=L-87	45-45
FT-0279	okomica krila	vertical sash profile	2	Hkr=H-53.5	45-45
F-1483	dodatak krilu	sash addition	1	Lkr-72	90-90
Z40-668	vodoravna lajsna	horizontal bead	2	Lkr-168	90-90
Z40-668	okomita lajsna	vertical bead	2	Hkr-212	90-90

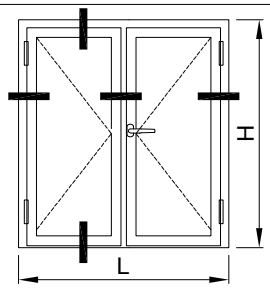
VEZNI ELEMENTI CONNECTION ELEMENTS			kom pcs
710.214	kutnik rama	main corner bracket	2
710.189	pomoćni kutnik rama	support frame corn. brac.	2
710.133	kutnik krila	sash corner bracket	4
710.172	pomoćni kutnik krila	supprot sash corn. brac.	4
730.001	pomoćni kutnik krila i rama	s.cor.bra. sash and frame	6
731.010	pomoćni kutnik krila i rama	s.cor.bra. sash and frame	6
114.004	šarka	hinge	2
124.001	brava 35-ica	lock 35	1
124.003	šild za bravu	lock cover	1
104.009	ručka	handle	par
124.002	uložak za bravu	lock pad	1
124.032	štitnik uloška (cilindra)	cylinder shield	2
433.118	vijak 4.2x19 za F-1483	screw 4.2x19 for F-1483	4
433.021	vijak 3.9x32 za FT-0223	screw 3.9x32 for FT-0223	4
363.065	umetak za F-1483	insert for F-1483	L+D
363.104	umetak za FT-0223	insert for FT-0223	L+D

BRTVE GASKETS			kom pcs	mjera measure
321.006	brtva u krilu	gasket in sash		3L+4H
331.001	središnja brtva	middle sash		L+2H
321.003	brtva prema staklu vanjska	gasket towards glass exterior		2L+2H
311.004	brtva prema staklu unutarnja	gasket towards glass interior		2L+2H
345.001	kutni umetak središnje brtve	corner insert of middle gasket		2 kom
344.071	brtva prema pragu	gasket towards treshold		L
348.002	ispuna po opsegu stakla	fill around glass		2L+H

STAKLO GLASS			kom pcs	mjera measure
27 mm			1	Lkr-187 x Hkr-187





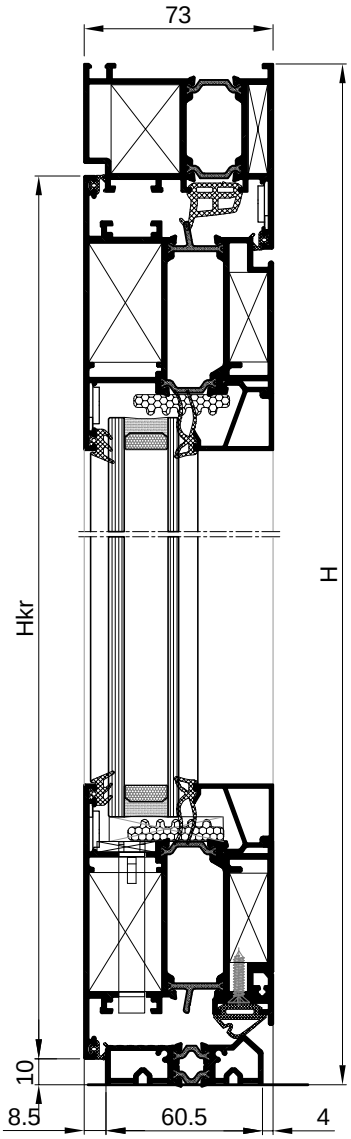


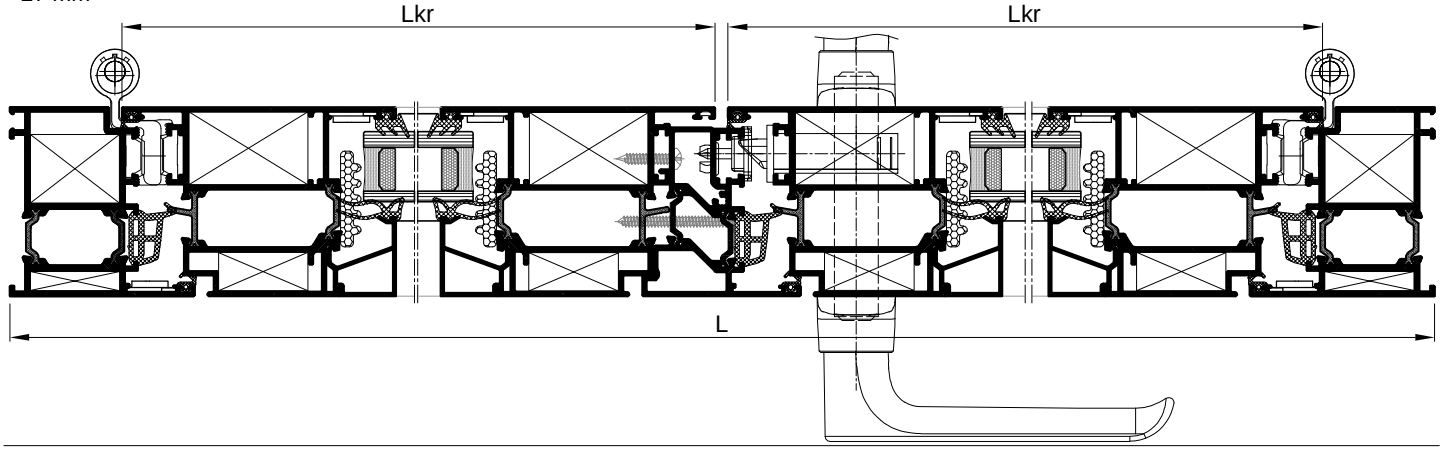
PROFILI / PROFILES			kom / pcs	mjera / measure	pilanje / cutting
FT-0278	horizontala okvira	horizontal frame profile	1	L	45-45
FT-0223	prag	threshold	1	Lkr-3	90-90
FT-0278	vertikala okvira	vertical frame profile	2	H	45-90
FT-0279	horizontala krila	horizontal leaf profile	4	Lkr=L/2-46	45-45
FT-0279	vertikala krila	vertical leaf profile	4	Hkr=H-53.5	45-45
FT-2281	kombatuta	flying mullion	1	Hkr-68	90-90
F-1483	profil (gl. krilo)	profil (main leaf)	1	Lkr-47	90-90
F-1483	profil (pom. krilo)	profil (aux. leaf)	1	Lkr+9	90-90
Z40-668	horizontalna lajsna	horizontal bead	4	Lkr-168	90-90
Z40-668	vertikalna lajsna	vertical bead	4	Hkr-212	90-90

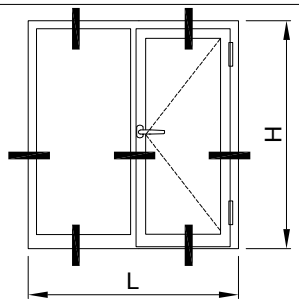
VEZNI ELEMENTI / CONNECTION ELEMENTS			kom / pcs
710.214	kutna spojnica rama	frame corner bracket	2
710.189	kutna spojnica rama	frame corner bracket	2
710.133	kutna spojnica krila	leaf corner bracket	8
710.172	kutna spojnica krila	leaf corner bracket	8
730.001	kutna spojnica krila i rama	cor.bra. leaf and frame	10
731.010	kutna spojnica krila	leaf corner bracket	10
144.000	krakun za pasivno krilo	latch for passive sash	2
114.004	šarka	hinge	4
124.001	brava 35 mm s jezičkom	lock 35 mm with latchbolt	1
124.003	prihv. jezička brave (šild)	lock latchbolt acceptor	1
104.009	ručka	handle	par
124.002	cilindar (uložak) za bravu	cylinder (lock insert)	1
124.032	štitnik cilindra za bravu	lock cylinder protector	2
433.021	vijak 3.9x32 za FT-0223	screw 3.9x32 for FT-0223	4
433.046	vijak 4.8x32 za FT-2281	screw 4.8x32 for FT-2281	8
433.118	vijak 4.2x19 za F-1483	screw 4.2x19 for F-1483	6
360.009	odvod kaplj.-monodrain	drainage-monodrain	2
365.065	umetak za FT-2281	insert for FT-2281	L+D
363.065	umetak za profil F-1483	insert for the profile F-1483	L+D

BRTVE / GASKET			kom / pcs	mjera / measure
328.006	brtva u krilu	gasket in sash		3L+6H
338.001	centralna brtva	central gasket		L+3H
328.003	brtva prema staklu vanjska	glazing gasket exterior		2L+4H
311.004	brtva prema staklu unutarnja	glazing gasket interior		2L+4H
345.001	kutni umetak centralne brtve	corner insert of central gasket		2 kom
344.072	brtva prema pragu	gasket towards threshold		L
348.002	ispuna po opsegu stakla	fill around glass		2L+4H

STAKLO / GLASS			kom / pcs	mjera / measure
27 mm			2	Lkr-187 x Hkr-187

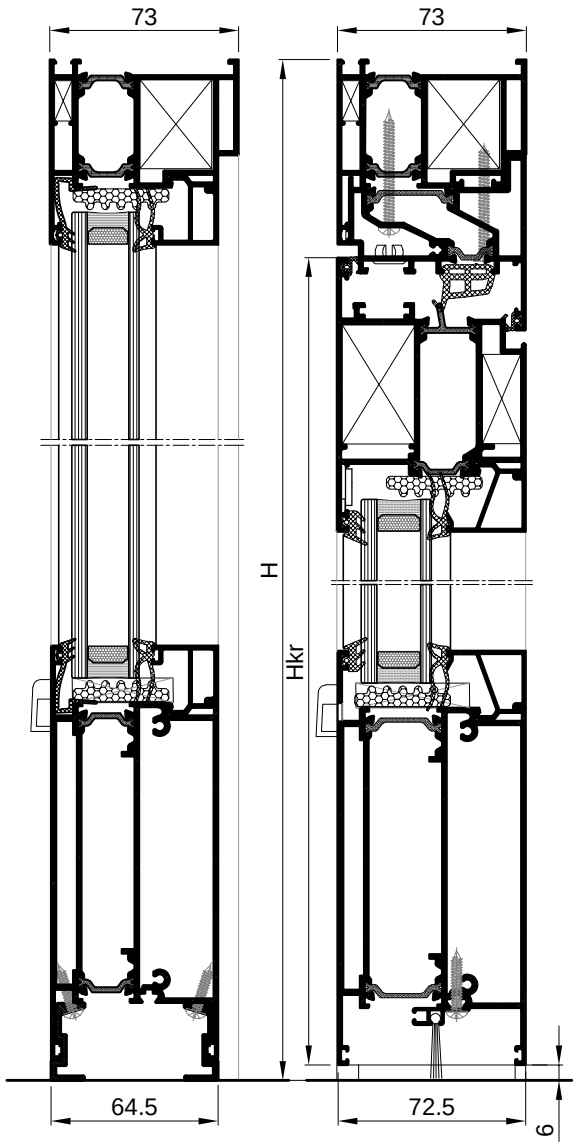






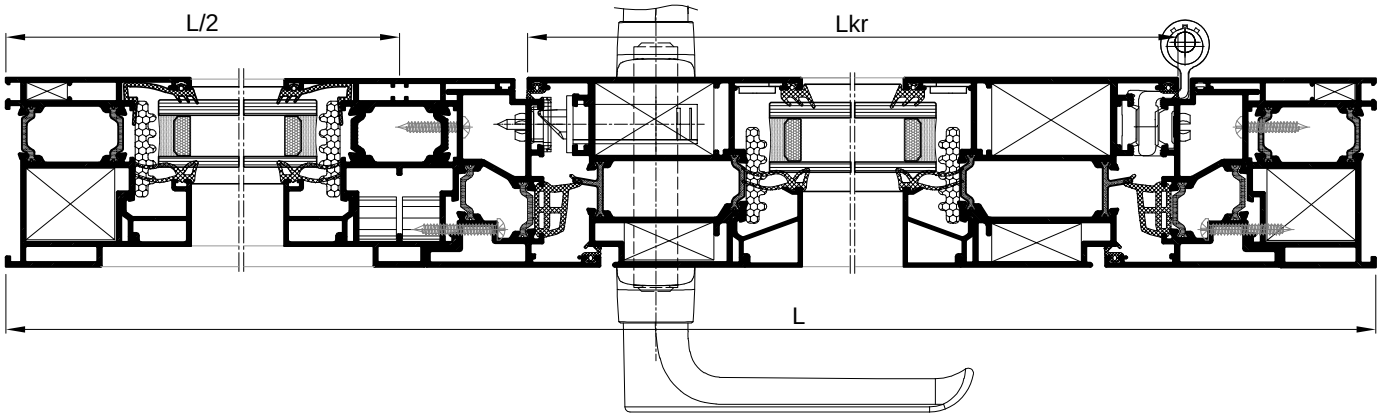
PROFILI PROFILES					pilanje cutting
FT-0274	horizontala okvira	horizontal frame profile	1	L	45-45
FT-0274	vertikala okvira	vertical frame profile	2	H	45-90
FT-0279	horizontala krila	horizontal leaf profile	1	Lkr=L/2-126	45-45
FT-0282	horizontala krila	horizontal leaf profile	1	Lkr-159	90-90
FT-0279	vertikala krila	vertical leaf profile	2	Hkr=H-83	45-90
FT-0276	prečka	mullion	1	H-37	90-90
FT-0208	par. prečka (na fiksnom)	spandrel profile (on fix.)	1	L/2-63	90-90
FT-2280	profil za okr. otv. okomiti	profile for turn open. ver	2	H-37	90-45
FT-2280	profil za okr. otv. vod.	profile for turn. open.hor	1	L/2-47	45-45
Z40-668	horizontalna lajsna krila	horizontal bead	2	Lkr-168	90-90
Z40-668	vertikalna lajsna krila	vertical bead	2	Hkr-266	90-90
Z40-667	horizontalna lajsna	horizontal bead	2	L/2-72	90-90
Z40-667	vertikalna lajsna	vertical bead	2	H-239	90-90
F-1408	profil na fiksnom dijelu	profile on fixed part	1	L/2-72	90-90

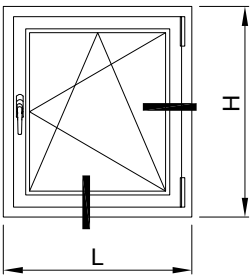
VEZNI ELEMENTI CONNECTION ELEMENTS			kom kom
710.072	kutna spojnica rama	frame corner bracket	2
710.452	kutna spojnica rama	frame corner bracket	2
710.133	kutna spojnica krila	leaf corner bracket	2
710.172	kutna spojnica krila	leaf corner bracket	2
730.001	kutna spojnica krila i rama	cor.bra. leaf and fr.	4
730.002	kutna spojnica krila i rama	cor.bra. leaf and fr.	2
731.010	kutna spojnica krila	leaf corner bracket	2
710.066	veznik	connector	12
710.154	dodatni veznik	additional connector	2
710.212	dodatni veznik	additional connector	4
710.070	dodatni veznik	additional connector	2
114.004	šarka	hinge	2
124.001	brava 35 mm	lock 35 mm	1
124.003	prihv. jezička brave(šild)	lock latchbolt acceptor	1
104.009	ručka	handle	par
124.002	cilindar (uložak) za bravu	lock insert (cylinder)	1
124.032	štitnik cilindra za bravu	lock cylinder protector	2
433.047	vijak 4.8x38 (FT-0280)	screw 4.8x38(FT-0280)	12
433.135	vijak 4.8x45 (FT-0280)	screw 4.8x45(FT-0280)	12
433.030	vijak 4.3x19	screw 4.3x19	12

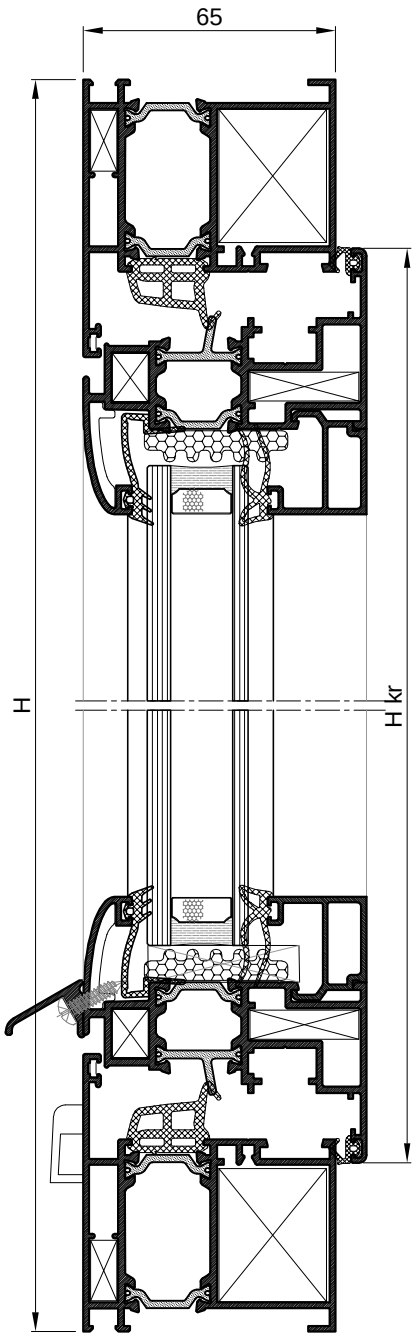


BRTVE GASKETS			mjera measure
328.006	brtva u krilu	gasket in leaf	L+4H
338.001	centralna brtva	central gasket	L/2+2H
321.003	brtva prema staklu vanjska	glazing gasket exterior	L+2H
311.004	brtva prema staklu unutarnja	glazing gasket interior	L+2H
328.004	brtva prema staklu vanjska	glazing gasket exterior	L+2H
311.004	brtva prema staklu unutarnja	glazing gasket interior	L+2H
345.001	kutni umetak centralne brtve	corner insert of central gas.	2 kom
521.001	držač četkaste brtve	brush gasket holder	L
347.001	četkasta brtva	brush gasket	L
348.002	ispuna po opsegu stakla	fill around glass	2L+4H

STAKLO GLASS	kom pcs	mjera measure
27 mm	1	Lkr-187 x Hkr-241
26 mm	1	L/2-91 x H-215





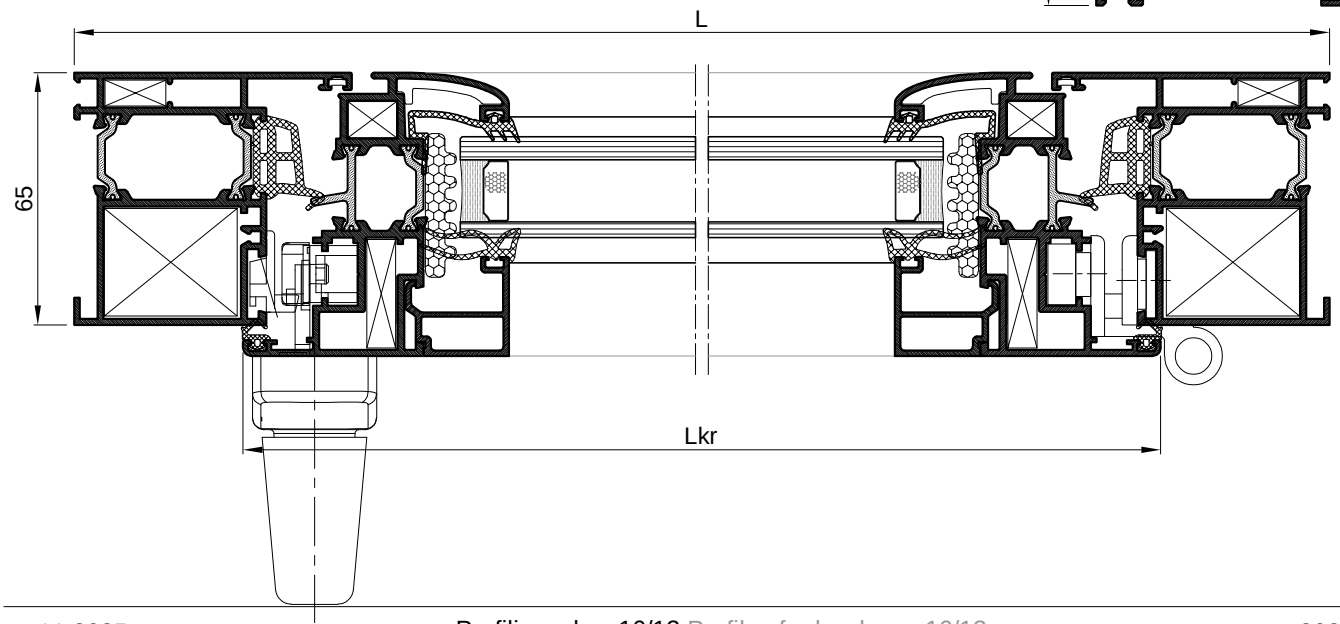


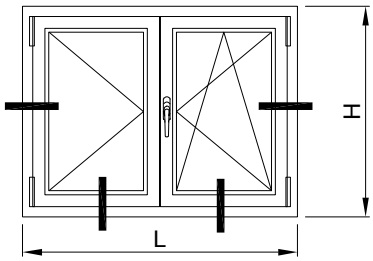
PROFILI PROFILES			kom pcs	mjera measure	pilanje cutting
FT-0201	horizontala okvira	horizontal frame profile	2	L	45-45
FT-0201	vertikala okvira	vertical frame profile	2	H	45-45
FT-0236	horizontala krila	horizontal sash profile	2	Lkr=L-87	45-45
FT-0236	vertikala krila	vertical sash profile	2	Hkr=H-87	45-45
Z40-667	horizontalna lajsna	horizontal bead	2	Lkr-93	90-90
Z40-667	vertikalna lajsna	vertical bead	2	Hkr-137	90-90
Z40-657	okapnica	drip edge	1	Lkr-70	90-90

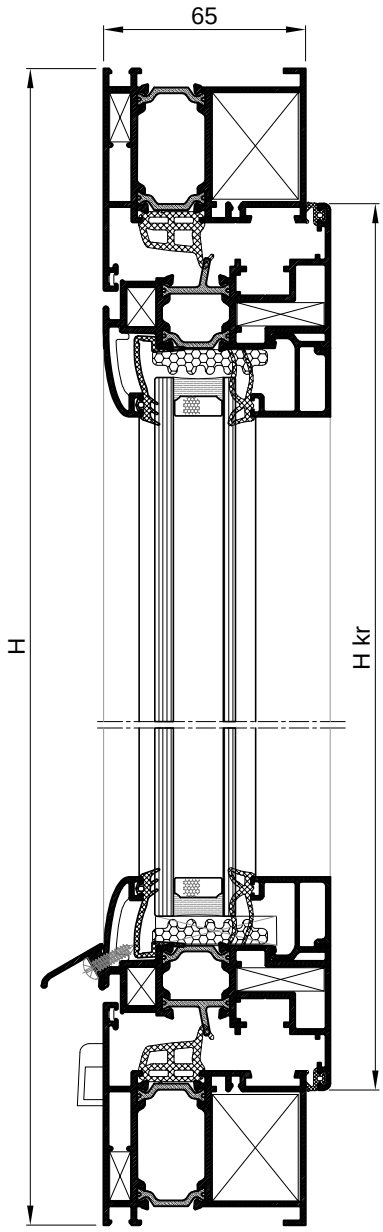
OKOVI HARDWARE			kom pcs
730.009	kutna spojnica rama	frame corner bracket	4
710.452	kutna spojnica rama	frame corner bracket	4
730.002	kutna spojnica rama	frame corner bracket	4
710.461	kutna spojnica krila	sash corner bracket	4
710.443	kutna spojnica krila	sash corner bracket	4
730.005	kutna spojnica krila	sash corner bracket	4
730.001	kutna spojnica krila	sash corner bracket	4
142.054	Otkl-zaokr.okov-UNI-JET C	TILT&TURN UNI-JET C	1
433.017	vijak 3.9x16 za Z40-657	screw 3.9x16 for Z40-657	4
373.003	maska za drenažni otvor	mask for drainage holes	2

BRTVE GASKETS			kom pcs	mjera measure
338.001	centralna brtva	central gasket		2L+2H
328.006	brtva u krilu	gasket in sash		2L+2H
328.004	brtva prema staklu	glazing gasket		2L+2H
311.004	brtva prema staklu	glazing gasket		
345.001	kutni umetak	corner insert	4	
348.002	ispuna po opsegu stakla	fill around glass		2L+2H

STAKLO GLASS	kom pcs	mjera measure
26 mm	1	Lkr-112 x Hkr-112





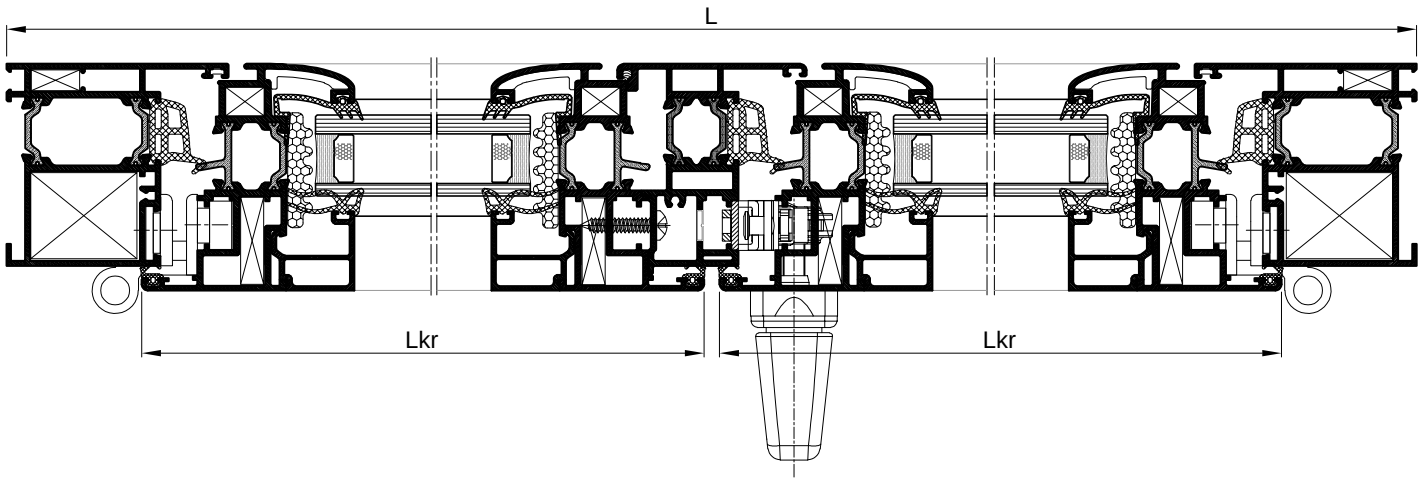


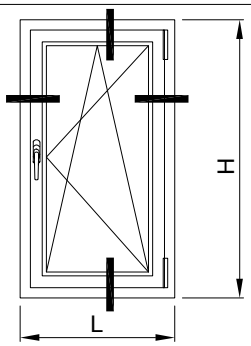
PROFILI PROFILES			kom pcs	mjera measure	pilanje cutting
FT-0201	horizontala okvira	horizontal frame profile	2	L	45-45
FT-0201	vertikala okvira	vertical frame profile	2	H	45-45
FT-0236	horizontala krila	horizontal sash profile	4	Lkr=L/2-46	45-45
FT-0236	vertikala krila	vertical sash profile	4	Hkr=H-87	45-45
FT-0237	profil kombatute	flying mullion profile	1	Hkr-68	90-90
Z40-667	horizontalna lajsna	horizontal bead	4	Lkr-93	90-90
Z40-667	vertikalna lajsna	vertical bead	4	Hkr-137	90-90
Z40-657	okapnica 1	drip edge 1	1	Lkr-70	90-90
Z40-657	okapnica 2	drip edge 2	1	Lkr-4	90-90

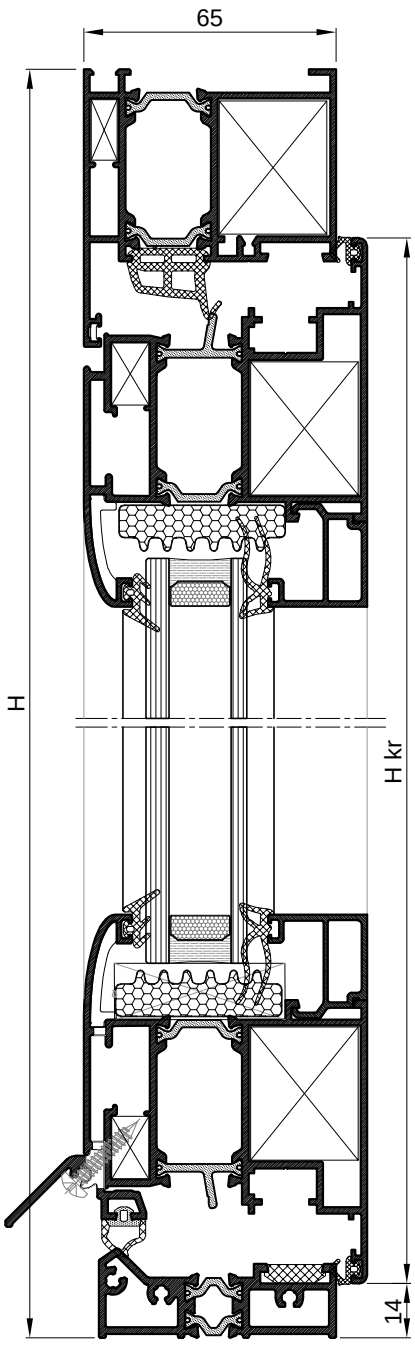
OKOVI HARDWARE			kom pcs
730.009	kutna spojnica rama	frame corner bracket	4
710.452	kutna spojnica rama	frame corner bracket	4
730.002	kutna spojnica rama	frame corner bracket	4
710.461	kutna spojnica krila	sash corner bracket	8
710.443	kutna spojnica krila	sash corner bracket	8
730.005	kutna spojnica krila	sash corner bracket	8
730.001	kutna spojnica krila	sash corner bracket	8
142.054	otkl-zaokr.okov-UNI-JET C	TILT&TURN UNI-JET C	1
142.055	UNI-JET C za pom.krilo	UNI-JET C for aux. sash	1
373.003	maska za drenažni otvor	mask for drainage holes	2
365.043	čep-umetak za FT-0237F	cap-insert for FT-0237F	L+D
433.017	vijak 3.9x16 za Z40-657	screw 3.9x16 for Z40-657	6

BRTVE GASKET			kom pcs	mjera measure
338.001	centralna brtva	central gasket		2L+3H
328.006	brtva u krilu	gasket in sash		2L+4H
328.004	brtva prema staklu	glazing gasket		2L+4H
311.004	brtva prema staklu	glazing gasket		2L+4H
345.001	kutni umetak	corner insert	4	
348.002	ispuna po opsegu stakla	fill around glass		2L+4H

STAKLO GLASS			kom pcs	mjera measure
26 mm			2	Lkr-112 x Hkr-112





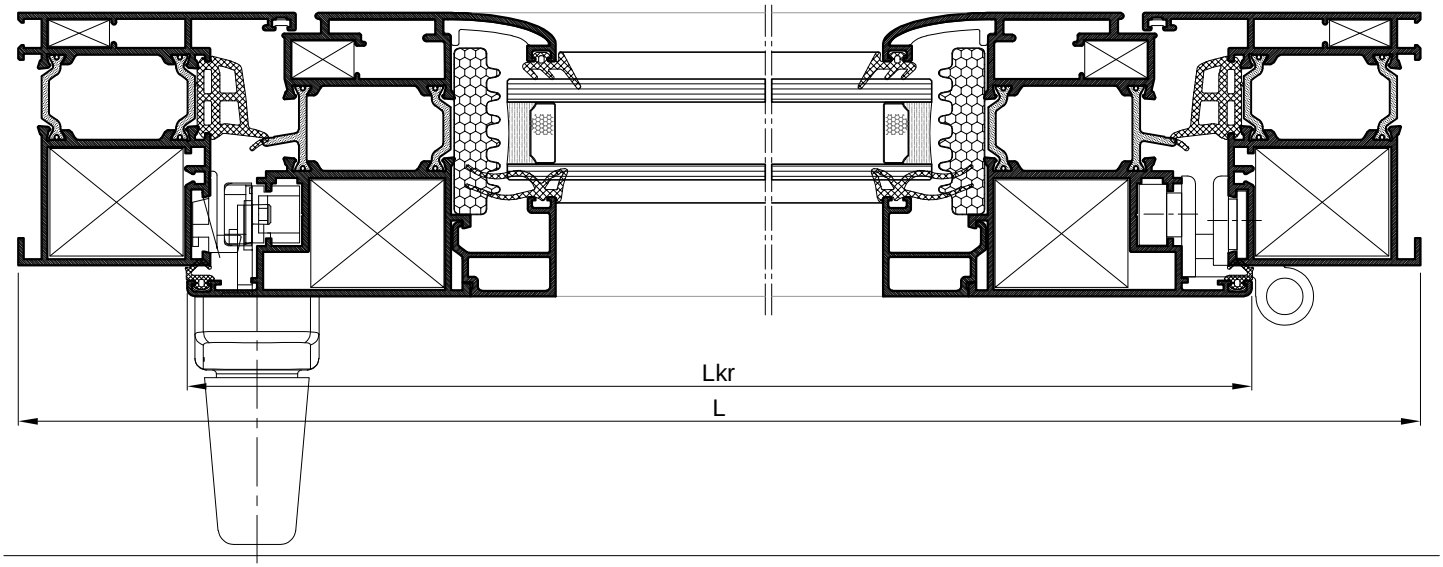


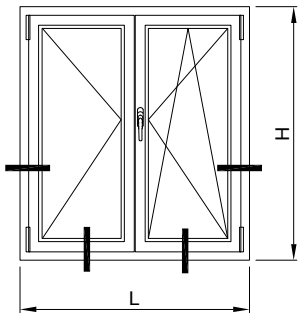
PROFILI PROFILES			kom pcs	mjera measure	pilanje cutting
FT-0201	horizontala okvira	horizontal frame profile	1	L	45-45
FT-0294	prag	threshold	1	Lkr-4	90-90
FT-0201	vertikala okvira	vertical frame profile	2	H	45-90
FT-0244	horizontala krila	horizontal sash profile	2	Lkr=L-87	45-45
FT-0244	vertikala krila	vertical sash profile	2	Hkr=H-58	45-45
Z40-667	horizontalna lajsna	horizontal bead	2	Lkr=146	90-90
Z40-667	vertikalna lajsna	vertical bead	2	Hkr-190	90-90
F-1567	okapnica	drip edge	1	Lkr-76	90-90

OKOVI HARDWARE			kom pcs
710.072	kutna spojnica rama	frame corner bracket	2
710.452	kutna spojnica rama	frame corner bracket	2
730.002	kutna spojnica rama	frame corner bracket	2
710.072	kutna spojnica krila	sash corner bracket	4
710.453	kutna spojnica krila	sash corner bracket	4
730.005	kutna spojnica krila	sash corner bracket	4
730.001	kutna spojnica krila	sash corner bracket	4
142.054	Otkl-zaokr.okov-UNI-JET C	TILT&TURN UNI-JET C	1
433.017	vijak 3.9x16 za F-1567	screw 3.9x16 for 1567	4
373.055	umetak za F-1567	insert for F-1567	L+D

BRTVE GASKETS			kom pcs	mjera measure
338.001	centralna brtva	central gasket		L+2H
328.006	brtva u krilu	gasket in sash		2L+2H
348.088	brtva prema pragu	gasket towards threshold		L
344.058	brtva u pragu	gasket in threshold		L
328.002	brtva prema staklu	glazing gasket		2L+2H
311.004	brtva prema staklu	glazing gasket		2L+2H
345.001	kutni umetak	corner insert	2	
340.013	ispuna po opsegu stakla	fill around glass		2L+2H

STAKLO GLASS			kom pcs	mjera measure
26 mm			1	Lkr-165 x Hkr-165



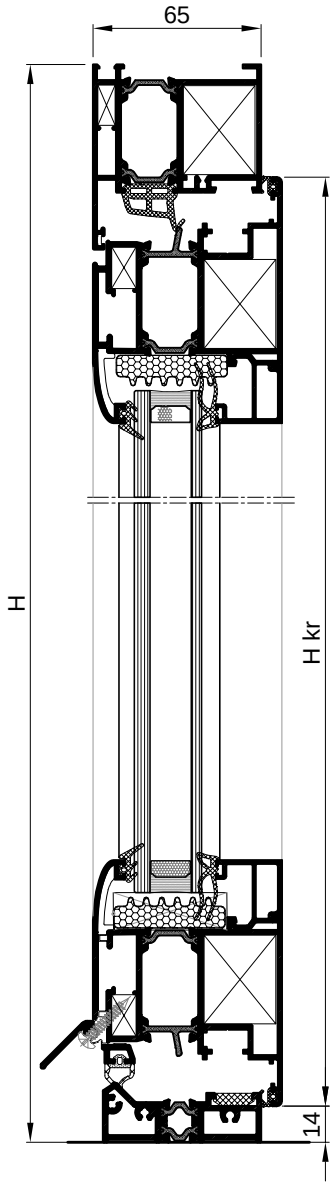


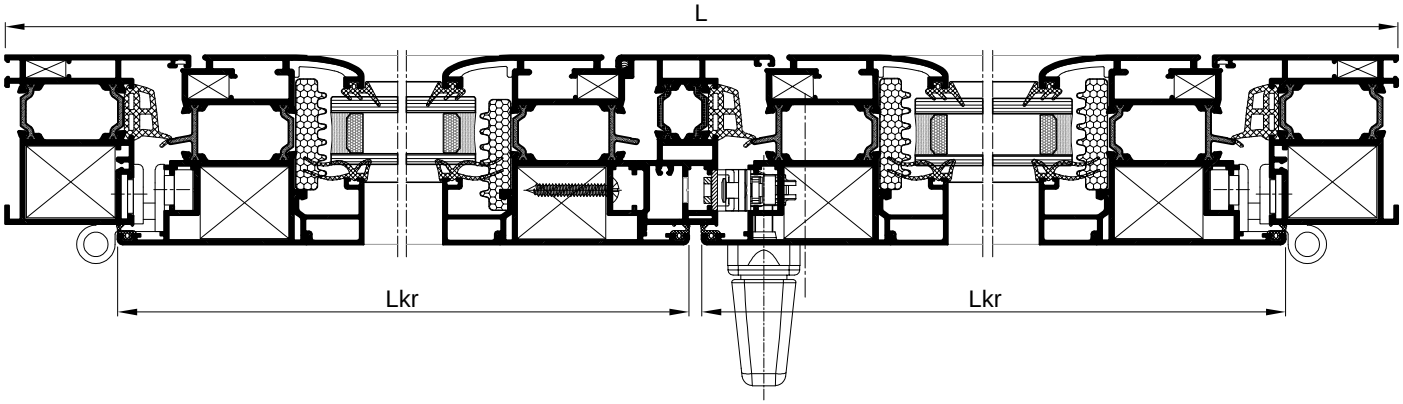
PROFILI PROFILES			kom pcs	mjera measure	pilanje cutting
FT-0201	horizontala okvira	horizontal frame profile	1	L	45-45
FT-0294	prag	threshold	1	L-91	90-90
FT-0201	vertikala okvira	vertical frame profile	2	H	45-90
FT-0244	horizontala krila	horizontal sash profile	2	Lkr=L-87	45-45
FT-0244	vertikala krila	vertical sash profile	2	Hkr=H-58	45-45
FT-0237	profil kombatute	flying mullion profile	1	Hkr=68	90-90
Z40-667	horizontalna lajsna	horizontal bead	2	Lkr=146	90-90
Z40-667	vertikalna lajsna	vertical bead	2	Hkr-190	90-90
F-1567	okapnica	drip edge	2	Lkr-76	90-90

OKOVI HARDWARE			kom pcs
710.059	kutna spojnica rama	frame corner bracket	2
710.452	kutna spojnica rama	frame corner bracket	2
730.002	kutna spojnica rama	frame corner bracket	2
710.059	kutna spojnica krila	sash corner bracket	8
710.453	kutna spojnica krila	sash corner bracket	8
730.005	kutna spojnica krila	sash corner bracket	8
730.001	kutna spojnica krila	sash corner bracket	4
142.054	otkl-zaokr.okov-UNI-JET C	TILT&TURN UNI-JET C	1
142.055	UNI-JET C za pom.krilo	UNI-JET C for aux. sash	1
365.043	čep-umetak za FT-0237	cap-insert for FT-0237	L+D
373.055	umetak za F-1567	insert for for F-1567	2L+2D
433.017	vijak 3.9x16 za F-1567	screw 3.9x16 for F-1567	8

BRTVE GASKETS			kom pcs	mjera measure
338.001	centralna brtva	central gasket		L+2H
328.006	brtva u krilu	gasket in sash		3L+4H
348.088	brtva prema pragu	gasket towards threshold		L
344.058	brtva u pragu	gasket in threshold		L
321.002	brtva prema staklu	glazing gasket		2L+4H
311.003	brtva prema staklu	glazing gasket		2L+4H
345.001	kutni umetak	corner insert	2	
340.013	ispuna po opsegu stakla	fill around glass		2L+4H

STAKLO GLASS			kom pcs	mjera measure
26 mm			2	Lkr-165 x Hkr-165





FEAL

Skenirajte QR kod i registrirajte se na partner.feal.ba

Scan the QR code and register on partner.feal.ba

TERMO **65**

Knjiga B / *Book B*

Travanj 2026. / *April 2026*

FEAL d.o.o.
Trnska cesta 146
88220 Široki Brijeg
Bosna i Hercegovina
Tel. +387 39 704-269; 705-807; 705-636
Fax. +387 39 704-358
info@feal.ba
www.feal.ba